HEALTHY AND SAFE COMMUNITIES

AN ECONOMY THAT WORKS FOR ALL

FISCAL RESPONSIBILITY AND EFFICIENCY

INVESTMENT IN INFRASTRUCTURE

RISK REDUCTION AND RESILIENCE

MIAMI-DADE COUNTY

PROPOSED

BUDGET & MULTI-YEAR CAPITAL PLAN

Miami-Dade County, Florida

2026-2027

Volume 1

Strategic Plan, Budget Summaries and Five-Year Financial Plan

MIAMI-DADE 250 WE ARE America 1776-2026

Daniella Levine Cava, ***Mayor***

Board of County Commissioners

Anthony Rodriguez, ***Chairman***
Kionne L. McGhee, ***Vice Chairman***

Oliver G. Gilbert III, ***District 1***
Marleine Bastien, ***District 2***
Keon Hardemon, ***District 3***
Micky Steinberg, ***District 4***
Vicki L. Lopez, ***District 5***
Natalie Milian Orbis, ***District 6***
Raquel A. Regalado, ***District 7***
Danielle Cohen Higgins, ***District 8***
Kionne L. McGhee, ***District 9***
Anthony Rodriguez, ***District 10***
Roberto J. Gonzalez, ***District 11***
Juan Carlos Bermudez, ***District 12***
Sen. René Garcia, ***District 13***

miamidade.gov or call 311

The Government Finance Officers Association of the United States and Canada (GFOA) presented the Distinguished Budget Presentation Award to Miami-Dade County, Florida for its annual budget for the fiscal year beginning October 1, 2025. In order to receive this award, a governmental unit must publish a budget document that meets program criteria as a policy document, as an operations guide, as a financial plan and as a communications device.

This award is valid for a period of one year only. We believe our current budget continues to conform to program requirements and we are submitting it to GFOA to determine its eligibility for another award.

GOVERNMENT FINANCE OFFICERS ASSOCIATION

Distinguished Budget Presentation Award

PRESENTED TO

Miami-Dade County
Florida

For the Fiscal Year Beginning

October 01, 2025

Christopher P. Morrill

Executive Director

Our Vision

A thriving Miami-Dade built on a foundation of innovation, care for people and the environment, and full and fair economic development and opportunity, while facilitating broad input to shape a resilient future

Our Mission

To provide effective and efficient resident and business services that: respond to community priorities and needs; help all our residents and businesses to prosper and thrive; make our community safe and more resilient; and build trust and collaboration inside and outside county government

Our Guiding Principles

In Miami-Dade County government we are committed to being:

- Efficient
- Solution-focused
- Welcoming
- Agile
- Inclusive
- Open and transparent
- Respectful
- Kind

MIAMI-DADE COUNTY

MESSAGE FROM THE MAYOR

Dear Residents,

As your County Mayor, one of my most important responsibilities is presenting a balanced, fiscally responsible budget that reflects our community's priorities. Over the past six years, I have worked with the County Commission to support essential services, protect taxpayers, and invest in the programs and infrastructure that make Miami-Dade a place where residents, visitors, and businesses can live, work, and thrive.

Since my first year in office, we have worked alongside residents to shape the future of Miami-Dade County by hosting over 60 community meetings throughout the County. Those conversations have helped shape a proposed budget that maximizes the value of your tax dollars by delivering the essential services residents depend on, including public safety, clean water, wastewater, solid waste services, libraries, parks, animal services, transportation, and environmental resilience. And we have done all this by delivering two tax rate cuts since I became Mayor, bringing the tax rate to the lowest level since 1982. We continue to focus on the priorities that residents have told us matter most:

- Healthy and Safe Communities
- An Economy that Works for All
- Fiscal Responsibility and Efficiency
- Investment in Infrastructure
- Risk Reduction and Resilience

This FY 2026-27 budget is organized around these five priorities and presents a balanced, responsible, resident-focused financial plan. It keeps the tax rate flat, protects health and public safety services, and takes steps to control costs as revenues decline, inflation increases, and the County prepares for the potential impact of property tax reform.

Balancing the County's $14.261 billion operating and capital budget requires continued fiscal discipline, especially as growth in property values has returned to more moderate levels and the cost of living continues to rise. To responsibly balance this year's budget in an environment where general fund revenue growth has slowed, I have prioritized investments in public safety, transportation, and parks, while continuing to direct County departments under my purview to limit spending growth and operate more efficiently. Through careful budgeting and the implementation of efficiency initiatives under my WISE305 program, we have reduced costs while maintaining the essential services and programs that residents depend on.

County departments have delivered more than $42 million in efficiency measures throughout FY 2025-26, helping further streamline our government and improve service delivery. The FY 2026-27 budget also proposes $79 million in additional expenditure reductions from County departments to help balance the budget and reset base expenditures to prepare for a more fiscally constrained future. By eliminating more than 400 vacant positions, some partially funded, improving overtime management, and proposing needed reductions, this budget protects essential positions and services while also demonstrating fiscal discipline in reducing the County's headcount. Our budget also supports the needs of the Supervisor of Elections, Property Appraiser, Clerk and Comptroller, and Miami-Dade Sheriff to ensure their success in delivering their statutorily required duties throughout our community.

As we approach the November 2026 election and consider the potential impacts of the statewide property tax reform ballot initiative, my administration is planning ahead by tightening spending, pursuing sustainable cost reductions, and managing general fund dollars to meet growing demands for essential services including in transportation, public safety and public works. This budget does not ask County residents for new revenues to relieve budget pressure; instead, it focuses on delivering high-quality services even more efficiently as revenue growth declines year over year.

Continued community engagement is vital as we seek innovative solutions, new partnerships, and sustainable revenue sources that will enable the County to fulfill the priorities shared by residents and outlined in this financial plan. I invite all residents to join us at the upcoming public meetings in August to learn more about my proposed budget, ask questions, share feedback, and help ensure our decisions reflect the priorities we have set forth.

I look forward to working with the Board of County Commissioners, the Constitutional Officers, our dedicated County staff, and our residents to deliver a fiscally responsible, balanced budget that helps our community thrive now and in the future.

Yours in service,

Daniella Levine Cava

Mayor Daniella Levine Cava

MIAMI-DADE COUNTY

TABLE OF ORGANIZATION

by STRATEGIC PRIORITY

2026-27

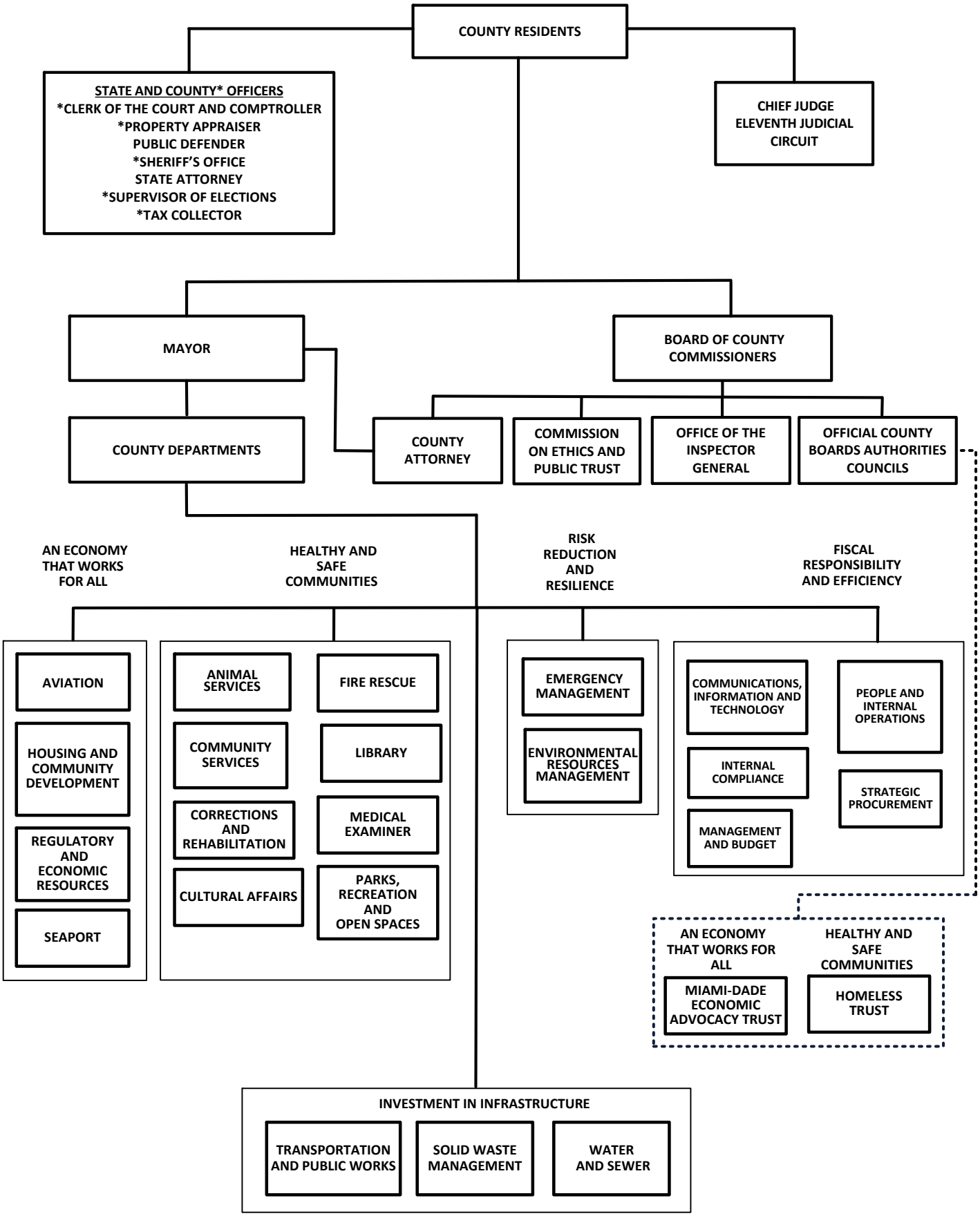

This page intentionally left blank.

TABLE OF CONTENTS

Budget Message to the Residents 7
Miami-Dade County Table of Organization 9

Table of Contents 11

Budget-in-Brief 15

Executive Summary 22

Our County 28

Our Government 30
Governance Structure 33
Organizational Structure 33

Strategic Planning, Budgeting, and Performance Monitoring 36

Our Financial Structure 39

Budget and Financial Policies 46

The Budget Process 51

The FY 2026-27 Proposed Budget 54
Revenues 56
Expenditures 61

Five-Year Financial Outlook 62
Property Tax Supported Budgets 63
Assumptions 63
Revenue Forecast 66
Expenditure Forecast 74
Revenue/Expenditure Reconciliation 84
Financial Outlook Summary Charts 85
Major Proprietary Functions 88

TABLE OF CONTENTS (cont'd)

APPENDICES 107
A. Operating Budget Expenditure by Revenue Source with Total Positions.... 109
B. Expenditures by Category of Spending 117
C. Countywide General Fund Revenue 134
D. Unincorporated Municipal Service Area General Fund Revenue..... 135
E. Countywide Non-Departmental Expenditures 136
F. UMSA Non-Departmental Expenditures..... 138
G. Capital Revenue Summary by Source 139
H. Capital Expenditure Summary by Strategic Priority..... 144
I. Capital Budget 146
J. General Government Improvement Fund 165
K. Capital Unfunded Program Summary by Strategic and Department..... 167
L. Gas Tax Revenue 168
M. Transient Lodging and Food and Beverage Taxes 169
N. Other County Revenues 170
O. Revenue Capacity..... 172
P. Debt Capacity 173
Q. Ratios of Outstanding Debt by Type 174
R. Miami-Dade County Outstanding Debt 175
S. Outstanding Long-Term Liabilities 182
T. Financial Note 8 Long-Term Debt 183
U. Strategic Plan Goals and Objectives..... 184
V. Active Good and Services Contracts 188
W. Peace and Prosperity Plan..... 223
X. Priority Initiatives and Capital Highlights..... 224
Y. Community Based Organizations Summary..... 247

ACRONYMS, GLOSSARY, AND INDEX 249

Return to Table of Contents

FY 2026-27 PROPOSED BUDGET AND MULTI-YEAR CAPITAL PLAN

Return to Table of Contents

BUDGET-IN-BRIEF

Return to Table of Contents

TOTAL OPERATING AND CAPITAL BUDGET

$14,261,224,000

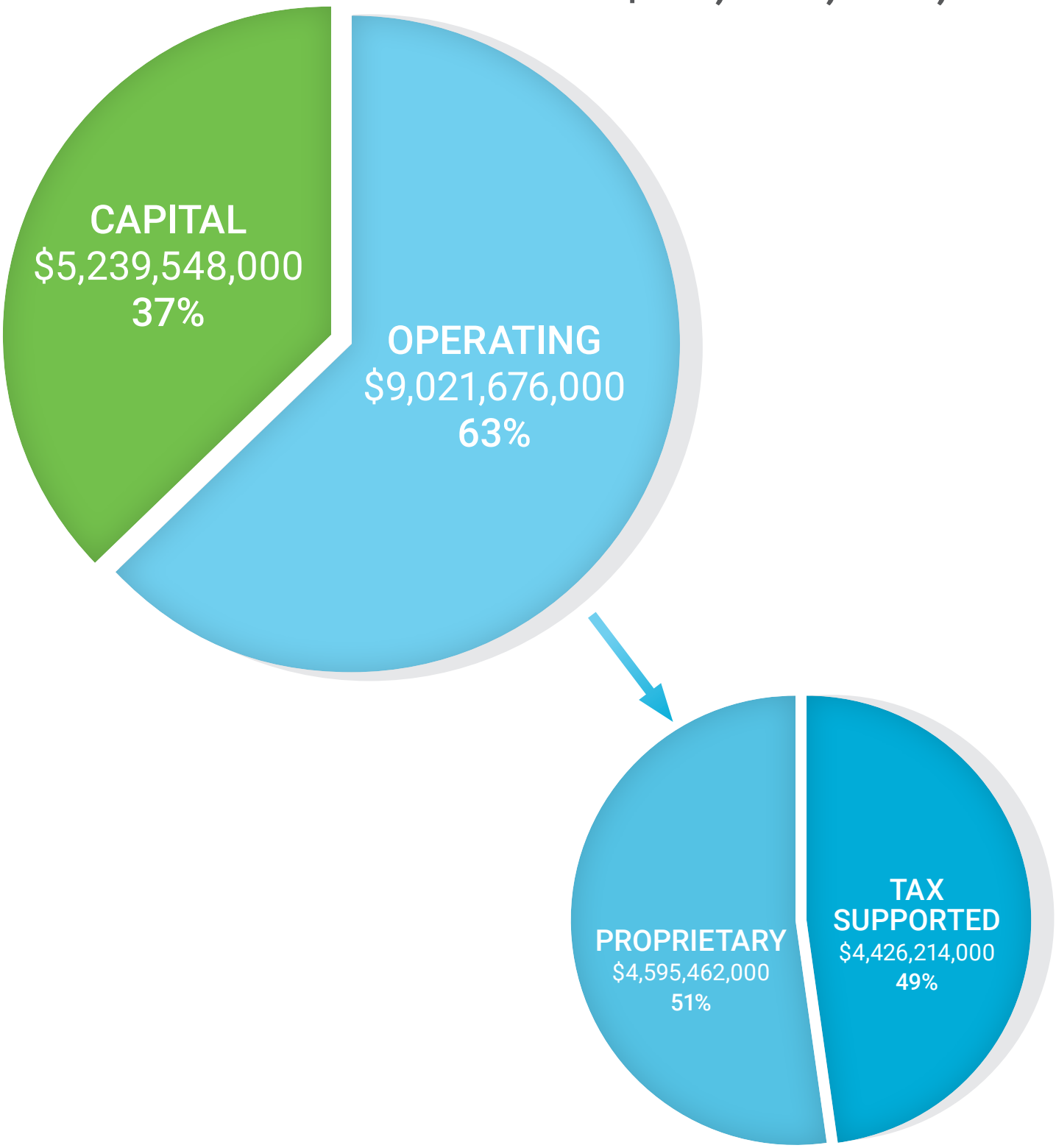

NOTE: Totals may not sum due to rounding. Operating Budget amounts are presented net of interfund (inter-agency) transfers and internal service charges to eliminate double counting of revenues and expenditures.

Return to Table of Contents

OPERATING

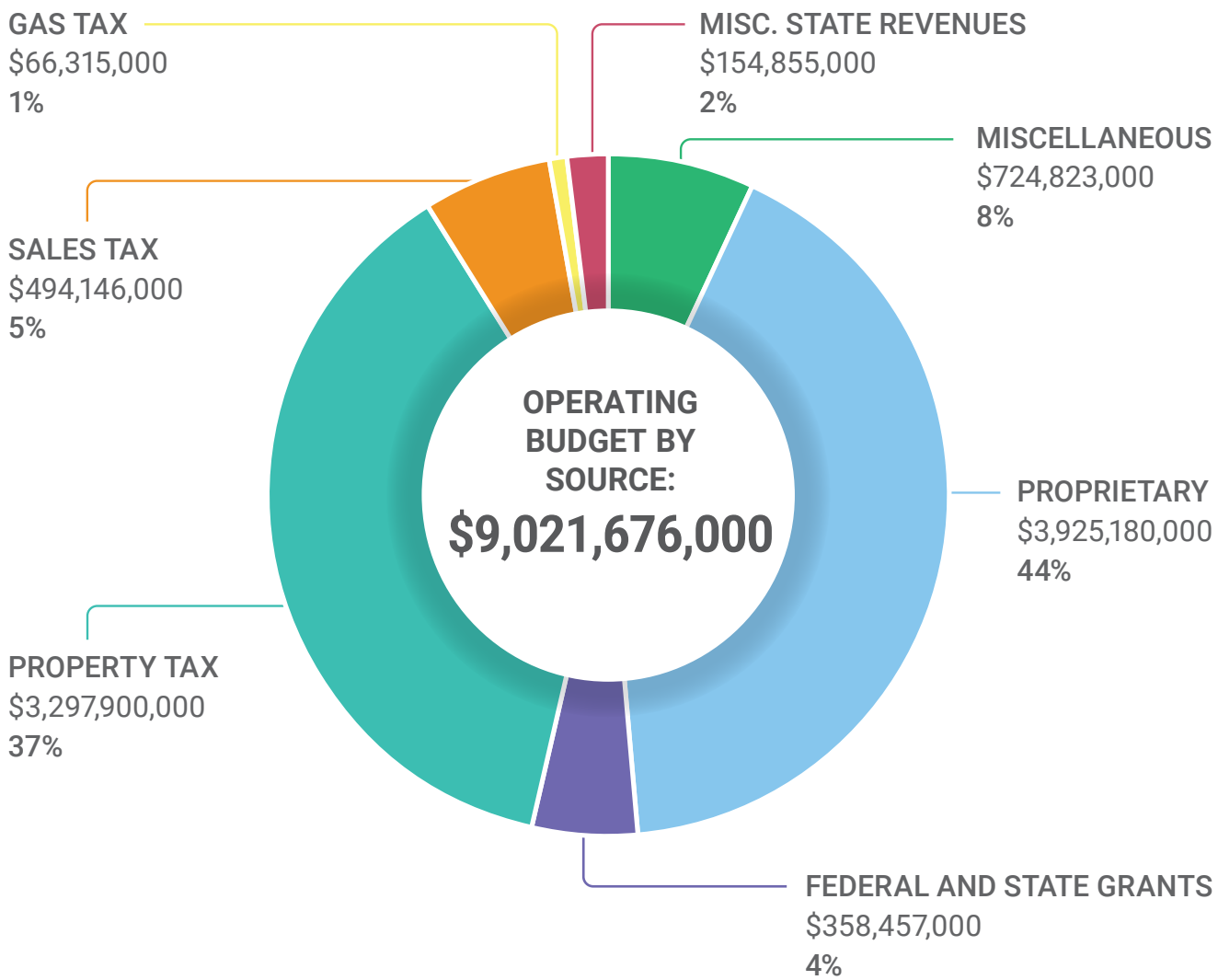

	ACTUALS						BUDGET			
FUNDING SOURCE	FY 2022-23	%	FY 2023-24	%	FY 2024-25	%	FY 2025-26	%	FY 2026-27	%
PROPRIETARY	$3,928,312,000	51	$3,761,552,000	47	$4,937,541,000	51	$3,627,142,000	47	$3,925,180,000	44
FEDERAL & STATE GRANTS	381,479,000	5	427,293,000	5	394,355,000	4	399,428,000	5	358,457,000	4
PROPERTY TAX	2,434,775,000	31	2,702,339,000	34	3,027,506,000	32	3,250,797,000	34	3,297,900,000	37
SALES TAX	344,462,000	4	486,720,000	6	471,160,000	5	482,597,000	6	494,146,000	5
GAS TAX	69,704,000	1	58,371,000	1	72,627,000	1	70,170,000	1	66,315,000	1
MISC. STATE REVENUES	149,121,000	2	144,615,000	2	149,174,000	2	147,955,000	2	154,855,000	2
MISCELLANEOUS	449,188,000	6	436,108,000	5	536,262,000	6	597,517,000	5	724,823,000	8
TOTAL OPERATING BUDGET	$7,757,041,000		$8,016,998,000		$9,588,625,000		$8,575,606,000		$9,021,676,000	
TOTAL EMPLOYEES	30,050		30,807		30,375		31,998		31,942	

NOTE: Totals may not sum due to rounding. Operating Budget amounts are presented net of interfund (inter-agency) transfers and internal service charges to eliminate double counting of revenues and expenditures.

Return to Table of Contents

YOUR DOLLAR AT WORK



AN ECONOMY THAT WORKS FOR ALL 19¢

Ensure Miami-Dade is a place where people can afford to live, work, and thrive.

Departments: Aviation; Housing and Community Development; Miami-Dade Economic Advisory Trust; Regulatory and Economic Resources; Seaport

HEALTHY AND SAFE COMMUNITIES 34¢

Prioritize the health, safety, and emotional well-being of the community, expanding access to the services people want and need.

Departments: Animal Services; Community Services; Corrections and Rehabilitation; Cultural Affairs; Fire Rescue; Homeless Trust; Jackson Health System, Judicial Administration; Library; Medical Examiner; Parks, Recreation and Open Spaces

INVESTMENT IN INFRASTRUCTURE 25¢

Build and maintain infrastructure that supports long-term growth.

Departments: Solid Waste Management; Transportation and Public Works; Water and Sewer

RISK REDUCTION AND RESILIENCE 1¢

Strengthen Miami-Dade's natural and built environments by reducing risk to people and property and safeguarding resources.

Departments: Emergency Management; Environmental Resources Management

FISCAL RESPONSIBILITY AND EFFICIENCY 5¢

Act as responsible stewards of public dollars by cutting red tape and identifying efficiencies that maximize resources and results.

Departments: Commission on Ethics and Public Trust; Communications, Information and Technology; Inspector General; Internal Compliance; Management and Budget; People and Internal Operations; Strategic Procurement

CONSTITUTIONAL OFFICES 15¢

Includes county offices established in the Florida Constitution that must be elected positions and may not be changed to appointed positions by local charter amendments or ordinances, ensuring they remain directly accountable to voters.

Offices: Sheriff, Supervisor of Elections; Property Appraiser; and the Clerk of the Court and Comptroller

POLICY FORMULATION 1¢

To provide effective and efficient resident and business services that: respond to community priorities and needs; help all our residents and businesses to prosper and thrive; make our community safe and more resilient; and build trust and collaboration inside and outside county government.

Departments: Office of the Mayor; Board of County Commissioners; County Attorney's Office

NOTE: Totals may not sum due to rounding. Operating Budget amounts are presented net of interfund (inter-agency) transfers and internal service charges to eliminate double counting of revenues and expenditures.

Return to Table of Contents

CATEGORY DESCRIPTIONS

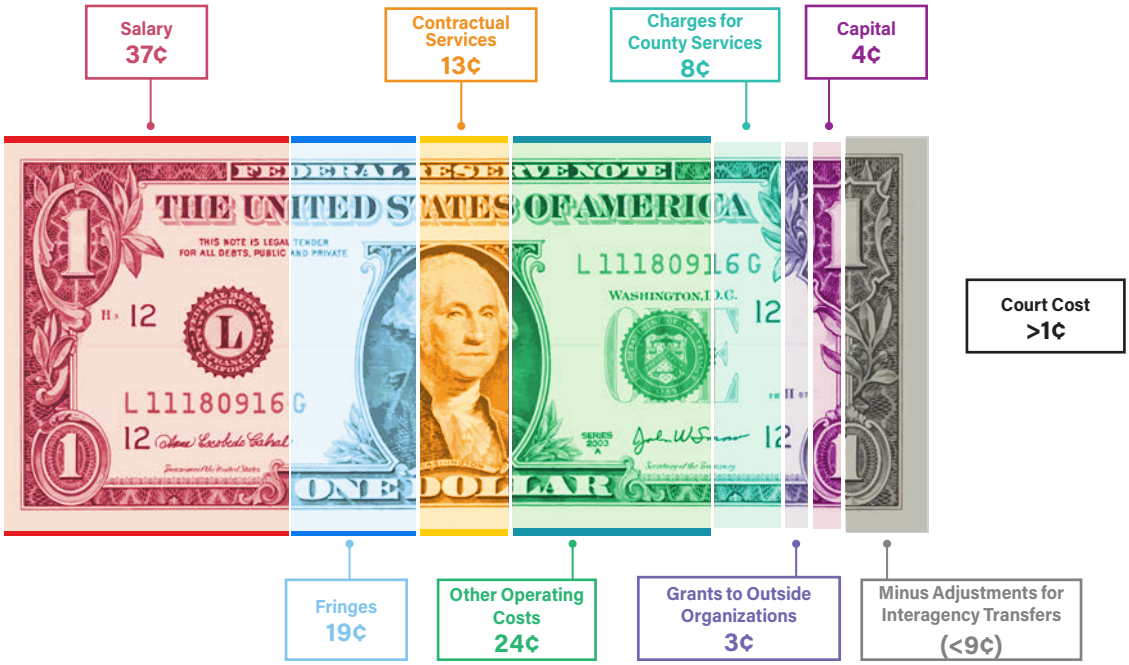

DESCRIPTION OF EXPENSES

Salary	Total compensation costs associated with the 31,942 positions
Fringes	Employee federal taxes, pension, health insurance, and other expenses
Court Costs	Fees for accessing the court system and related services
Contractual Services	Work provided by outside contractors
Other Operating Cost	Leases of rental space, office supplies, travel, and other general goods and services
Charges for County Services	Services provided by internal support functions to County departments, such as telephone and network charges, fuel, vehicle repairs, and facility repairs and maintenance
Grants to Outside Organizations	Funding provided to community-based organizations and other not-for-profit entities
Capital	Purchase of office related equipment, furniture, and other assets
Interagency Transfers	Transfers between departments for services provided

EXAMPLE OF TAXES PAID - $200,000 home with a taxable value of $150,000 in UMSA

AUTHORITY	MILLAGE RATE	TAX	PERCENT OF TOTAL
Countywide Operating	4.5740	$686	27.1%
UMSA Operating	1.9090	$286	11.3%
Fire Rescue Operating	2.3965	$359	14.2%
Library System	0.2812	$42	1.7%
Countywide Debt Service	0.3937	$59	2.3%
Total to County	9.5544	$1,432	56.6%
Other (School Board, Children's Trust, Everglades Project, Okeechobee Basin, S. Fl. Water Mgmt. District, Florida Inland Navigation District)	7.3539	$1,102	43.4%
Total	16.9083	$2,534	100%

NOTE: Totals may not sum due to rounding. Operating Budget amounts are presented net of interfund (inter-agency) transfers and internal service charges to eliminate double counting of revenues and expenditures.

CAPITAL

FY 2026-27 Proposed Budget and Multi-Year Capital Plan totals $46.699 billion and includes 519 capital programs across all strategic priorities. The FY 2026-27 Proposed Capital Budget is budgeted at $5.240 billion. Below is the breakdown of the FY 2026-27 Proposed Capital budget by strategic priority.

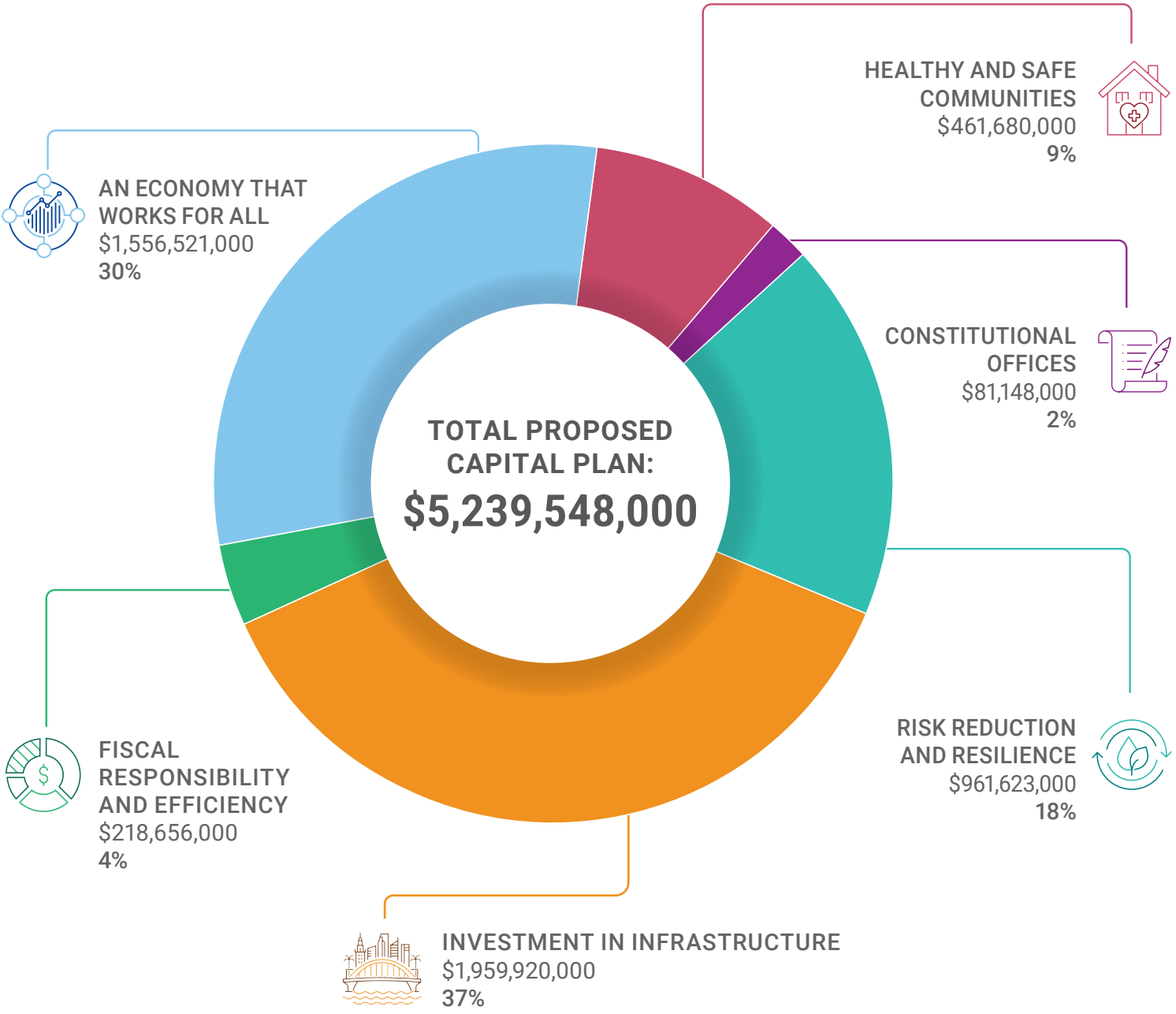

EXECUTIVE SUMMARY

As the seventh most populous county in the United States, home to a community of 2.8 million residents, Miami-Dade County remains at the forefront of addressing the challenges that will define our future. Over the past year, the Administration worked aggressively to maximize the value of taxpayer dollars by streamlining county functions, leveraging automation, and by initiating a review of our policies to ensure they are efficient and effective. However, our focus remains on challenges we continue to hear about from our residents such as the need for greater housing affordability, improvements of our vital infrastructure, expansions of transportation options, and a strengthened quality of life for all our neighborhoods. To better address these priorities, the Administration has updated the Strategic Plan, which will help ensure operational and capital budgets address these important needs.

The FY 2026-27 Proposed Budget is balanced and focused on our most impactful priorities. It allocates the funding needed to develop an economy that works for all, healthy and safe communities, strengthened infrastructure, mitigation of risk and improved resilience of our organization. To support these priorities, this budget funds high impact projects to:

- **Provide affordable housing for low-income working families**: The Department of Housing and Community Development (HCD) promotes the creation of affordable housing units across Miami-Dade County to assist residents faced with a challenging housing market.
- **Improve access to the sewer system for properties with vulnerable septic tanks**: The Water and Sewer Department protects our natural resources by helping transition residents from failing or vulnerable septic systems to safe, reliable sanitary sewer service.
- **Enhance the permitting process to support a thriving economy**: The Regulatory and Economic Resources Department (RER) continues efforts to enable fully online building and environmental permit applications. This initiative will expand self-service options and speed approvals, facilitating economic development.
- **Modernize Miami International Airport (MIA):** The Miami-Dade Aviation Department is executing a multi-year, $14 billion modernization effort to improve the customer experience at MIA, ensuring the airport remains an economic engine for the community. This includes projects to modernize conveyances, renovate restrooms, and replace or refurbish passenger boarding bridges.

As custodians of the community's resources, we have also developed a budget that emphasizes fiscal responsibility and efficiency across all our departments. This is due in part to our WISE305 initiative that identifies efficiencies, invests in technology to improve access to services, finds savings by streamlining services and reviews outdated policies that optimize operations. This budget prioritizes public safety and support for our Constitutional Offices while also enabling our County to support the critical services that our growing, diverse community needs. Parks and libraries are funded and will remain a foundational place for our community to learn, play, and access resources, as well as enjoy enriching cultural experiences. Our airports and seaport are welcoming visitors to our County at historical rates and will be positioned to continue their stronghold as international travel hubs and key economic drivers for our region.

FY 2026-27 Proposed Budget and Multi-Year Capital Plan

Our mission '*To provide effective and efficient resident and business services that: respond to community priorities and needs; help all our residents and businesses to prosper and thrive; make our community safe and more resilient; and build trust and collaboration inside and outside county government*' is well supported by this budget.

But more importantly, it is not only the resources, the capital projects, the equipment, or the initiatives funded in this budget that help achieve our mission – it is also the employees of this County government that, through their service and selflessness, make Miami-Dade County the place we are all so proud to call home.

FY 2026-27 Operating and Capital Budget	**$14.261 billion**
Proposed Capital Budget	$5.240 billion
Proposed Operating Budget	$9.022 billion
Proprietary Budget	$4.595 billion
Tax-Supported Budget	$4.426 billion
Multi-Year Capital Plan	$46.699 billion
Unmet Operating Needs	$53.047 million
Unfunded Capital Projects	$22.289 billion

The FY 2026-27 Proposed Operating Budget of $9.022 billion is balanced using the same operating tax (millage) rates adopted for FY 2025-26 and is five percent higher than the FY 2025-26 Adopted Budget. The Proposed Operating Budget reflects the County's discretionary operating resources by nettin o t $876.086 million in interagency revenues and expenditures to avoid double counting and excluding $3.771 billion in non-operating expenditures, including transfers, debt service, distributions of funds held in trust, and reserves. Detailed operating and non-operating financial information is provided in each departmental narrative. The countywide debt service millage rate is 0.0234 mills lower than the adopted rate in FY 2025-26, providing for a slight overall decrease in the combined operating and debt service millages. The chart below illustrates the combined tax (millage) rates for the last 10 years.

COUNTYWIDE, FIRE RESCUE DISTRICT, LIBRARY, AND UMSA OPERATING MILLAGES AND VOTED DEBT MILLAGES

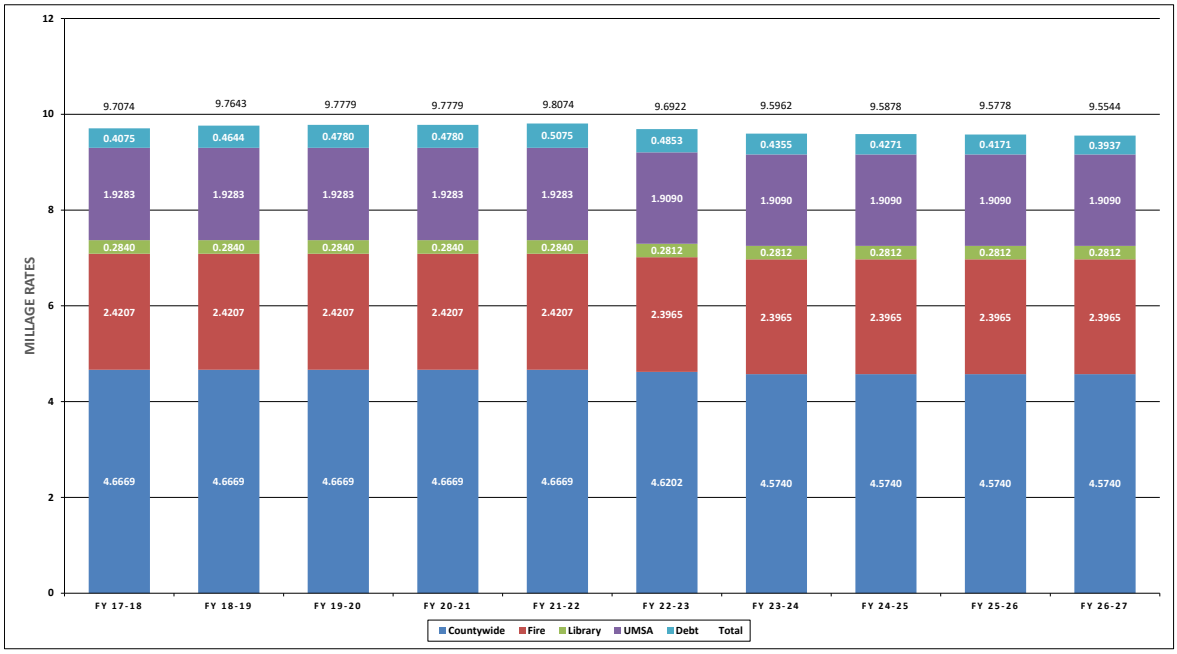

The chart below is both a simple and a compelling illustration of the "price of government," which is a calculation that measures the cost of our general fund against our population, adjusted for inflation. Today, even with the enhancements we have put into place, our residents continue to pay a lower per capita cost than the average for the past 20 years.

Price of Government

General Fund Budget Per Capita Adjusted for Inflation

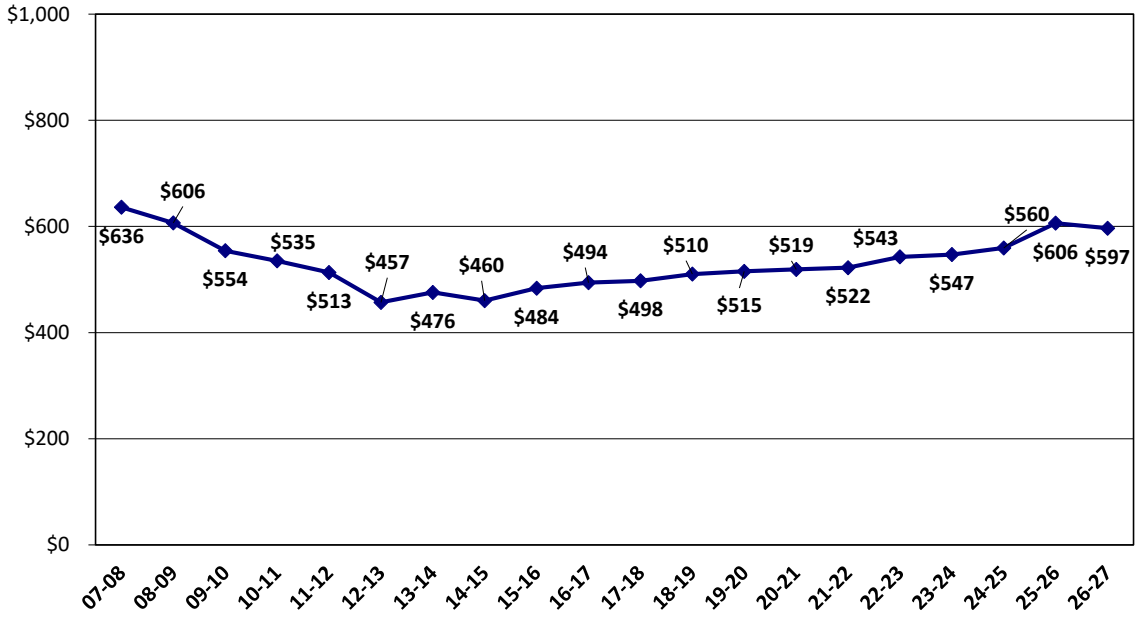

FY 2026-27 Proposed Budget and Multi-Year Capital Plan

The FY 2026-27 Proposed Budget reflects a reduction of 419 vacant positions within the General Fund departments under the Mayor's purview, continuing the County's long-term strategy to strengthen core services and ensure financial sustainability. This net decrease results from the elimination of 439 positions, partially offset by 20 positions added to improve service levels. Also under the Mayor's purview, Proprietary and/or Other Funds reflect a net increase of 147 positions, driven primarily by 182 positions added within Fire Rescue, Aviation, and Water and Sewer, and predominantly funded by district funds or service fees, which were offset by 35 positions reduced in Strategic Procurement and Housing and Community Development. Additionally, the Constitutional Offices show a net increase of 216 positions, comprised of positions planned by the Clerk of the Courts and Comptroller (12), Property Appraiser (4), and Sheriff's Office (200) to support their respective operations. In total, the FY 2026-27 Proposed Budget reflects a net decrease of 56 positions, with 418 positions added and 474 reduced.

The FY 2026-27 Proposed Operating and Capital Budget is balanced and reflects the administration's continued commitment to fiscal responsibility, operational efficiency and transparency. The departments under the Mayor's purview have made significant reductions from their FY 2026-27 Budget submittals to right-size their operations with reductions totaling approximately $79 million. These efforts helped limit expenditure growth and achieve a balanced and fiscally responsible budget. Across County departments and offices, expenditure growth has been moderated through targeted operating cost reductions, the elimination of vacant positions, and other thoughtful, strategic measures that promote efficiency while preserving essential services and preparing for future fiscal challenges. The FY 2026-27 Proposed Budget reflects a statutorily mandated commission retained by the Office of the Tax Collector, totaling $114.543 million from the Countywide general fund for the collection and remittance of all real and tangible personal property taxes and special assessments for the County. These commissions also include the County's requirement to fund the commissions for the School Board operating and debt service collections; additionally, the commissions for the Fire Rescue District total $13.848 million and for the Library District $2.707 million.

As is fiscally prudent, the FY 2026-27 Proposed Operating Budget forecasts and anticipates FY 2025-26 carryover and unspent funds from the Constitutional Offices that will be carried over and included as part of balancing the FY 2026-27 Budget. County Departments and Offices also realized additional carryover of $42 million from WISE305 savings initiatives in FY 2025-26, and additional revenues of $40.8 million realized in FY 2025-26, serving as key factors that have helped achieve a balanced the FY 2026-27 Budget. Other important assumptions include funding currently general fund-supported programs, such as the Helen Sawyer Assisted Living Facility and Eviction Diversion Program through the Affordable Housing Trust Fund, anticipated carryover from the World Cup In-Kind Reserve, and use of the Transportation Infrastructure Improvement District as part of a five-year funding solution to address recurring Transit shortfalls ($89 million- consistent with Section 2-2365 of the Code).

These volumes provide the context for the relationship between the annual budget and the Strategic Plan. The FY 2026-27 Proposed Budget sets forth specific goals and measurable objectives for the upcoming fiscal year and anticipated one-year results within each departmental narrative.

Also included is an overall five-year financial forecast for our tax-supported funds and major proprietary enterprises. The five-year financial forecast is not intended to be a multi-year budget, but rather a fiscal outlook based on current economic growth assumptions, changes in state legislation and anticipated cost increases. The five-year forecast does not include any impacts resulting from the proposed tax reform proposal to be considered by Florida voters on November 3, 2026.

The forecast reflects continuation of the adopted levels of service and includes continued contributions to the Emergency Contingency Reserve. Due to increases in the property tax value growth, the five-year financial forecast includes an additional transfer from the General Fund to fund transit operations in future years. As we move forward, continued efforts for the establishment of voter approved constitutional offices and the future of our collection and disposal of garbage and trash will be necessary. *The forecast is now balanced throughout the five-year period for both the Fire Rescue and Library Districts. Substantial challenges are anticipated to the Countywide General Fund and UMSA General Fund forecasts which are not balanced, beginning in FY 2027-28.*

Property Tax Reform

In June 2026 the Florida Legislature approved HJR 1F, which, if approved, by voters in November of 2026, will include additional homestead exemptions on residential homesteaded properties and cap the growth of non-homesteaded property.

The current homestead exemption is $50,000. If this ballot question is approved in November, the homestead exemption will increase by $100,000 ($150,000 total) in FY 2027-28 and an additional $100,000 in FY 2028-29 for a total homestead exemption of $250,000 for counties and municipalities. Additionally, the law changes the annual assessment of non-homesteaded property from a maximum of ten percent (10%) to five percent (5%).

It is estimated the impact to the County's property tax revenues in FY 2027-28 will be approximately $385.5 million, including $236 million to the Countywide general fund, $44.8 million to UMSA, $83.6 million to the Fire Rescue District, and $21.1 million to the Library Taxing District. This legislation also impacts the revenue provided to Jackson Health Systems by $34.7 million.

In FY 2028-29, the cumulative impact becomes $696.7 million, $433.4 million to the Countywide general fund, $78.5 million to UMSA, $146 million to the Fire Rescue District, $38.7 million to the Library Taxing District, and a $63.9 million impact to Jackson Health Systems. These reductions will impact County funded services and will require adjustments countywide. It is important to note the above fiscal impacts assume reductions in available property tax revenue will be applied equally across departments, agencies, and operations in general. However, allowable uses for remaining property tax revenue will remain unknown until further defined by the State if the ballot measure passes. This could result in critical services and programs being more affected more than others.

FY 2026-27 Proposed Budget and Multi-Year Capital Plan

FY 2026-27 PROPOSED BUDGET AND MULTI-YEAR CAPITAL PLAN
TOTAL FUNDING AND POSITIONS BY DEPARTMENT

Department	Total Funding			Total Positions			Position Changes		
	FY 2024-25	FY 2025-26	FY 2026-27	FY 2024-25	FY 2025-26	FY 2026-27	Enhancements	Reductions	Transfers
Policy Formulation									
Office of the Mayor	$ 9,638	$ 8,953	$ 9,431	50	45	44	0	1	0
Board of County Commissioners	38,029	50,279	52,741	266	294	294	0	0	0
County Attorney's Office	32,769	46,430	48,370	168	168	167	0	1	0
	$ 80,436	$ 105,662	$ 110,542	484	507	505	0	2	0
Constitutional Office									
Clerk of the Court and Comptroller	$ 45,827	$ 65,009	$ 68,133	216	440	452	12	0	0
Property Appraiser	55,571	66,804	70,306	417	428	432	4	0	0
Sheriff's Office	916,668	1,118,000	1,181,067	4,522	4,595	4,795	200	0	0
Supervisor of Elections	41,649	47,300	49,170	135	151	151	0	0	0
Tax Collector	-	-	-	192	707	707	0	0	0
General Government Improvement Fund	18,557	-	23,957	0	0	0	0	0	0
Non-Departmental	69,391	1,755	1,780	0	0	0	0	0	0
	$ 1,147,663	$ 1,298,868	$ 1,394,413	5,482	6,321	6,537	216	0	0
An Economy that Works for All									
Aviation	$ 671,546	$ 774,751	$ 820,613	1,687	1,762	1,780	18	0	0
Housing and Community Development	300,450	217,138	288,069	444	467	432	0	35	0
Miami-Dade Economic Advocacy Trust	8,380	15,644	15,358	30	29	29	0	0	0
Regulatory and Economic Resources	222,590	200,278	242,769	878	1,048	1,066	1	0	17
Seaport	168,857	176,993	182,198	518	518	518	0	0	0
General Government Improvement Fund	9	-	1,000	0	0	0	0	0	0
Non-Departmental	99,926	119,100	122,138	0	0	0	0	0	0
	$ 1,471,758	$ 1,503,904	$ 1,672,145	3,557	3,824	3,825	19	35	17
Healthy and Safe Communities									
Adrienne Arsht Center for the Performing Arts Trust	$ 15,308	$ 14,558	$ 14,558	0	0	0	0	0	0
Animal Services	39,165	43,459	44,762	304	304	293	0	11	0
Community Services	212,809	203,800	211,851	490	733	698	8	43	0
Corrections and Rehabilitation	519,900	561,474	603,992	3,086	3,086	3,054	0	32	0
Cultural Affairs	57,652	60,975	62,751	48	92	99	7	0	0
Fire Rescue	749,910	889,675	927,914	3,001	3,110	3,244	135	0	-1
Homeless Trust	97,950	105,025	117,555	26	29	29	0	0	0
Jackson Health System	-	349,075	349,836	0	0	0	0	0	0
Judicial Administration	45,930	56,372	58,344	311	322	322	0	0	0
Juvenile Services	15,974	-	-	111	0	0	0	0	0
Law Library	462	606	452	3	3	3	0	0	0
Legal Aid	6,682	8,481	9,112	46	57	57	0	0	0
Library	103,957	124,194	124,453	538	537	537	0	0	0
Medical Examiner	17,516	22,021	22,686	95	95	96	1	0	0
Museum of Miami	4,000	4,000	4,000	0	0	0	0	0	0
Parks, Recreation and Open Spaces	281,564	301,277	287,861	1,607	1,571	1,509	7	14	-55
Perez Art Museum Miami	4,000	4,000	4,000	0	0	0	0	0	0
Tourist Taxes	211,719	207,529	206,161	0	0	0	0	0	0
Vizcaya Museum and Gardens	4,000	4,000	4,000	0	0	0	0	0	0
General Government Improvement Fund	2,063	46,194	6,432	0	0	0	0	0	0
Non-Departmental	105,273	83,562	89,054	0	0	0	0	0	0
	$ 2,495,834	$ 3,090,277	$ 3,149,774	9,666	9,939	9,941	158	100	-56
Investment in Infrastructure									
Office of the Citizens' Independent Transportation Trust	$ 3,635	$ 4,680	$ 4,778	12	12	12	0	0	0
Solid Waste Management	392,184	445,343	463,417	1,172	1,172	1,176	4	0	0
Transportation and Public Works	927,516	904,214	941,334	4,204	4,241	3,938	0	307	4
Water and Sewer	863,025	860,859	930,021	3,087	3,068	3,086	18	0	0
General Government Improvement Fund	4,382	30,118	38,160	0	0	0	0	0	0
Non-Departmental	16,003	17,510	49,014	0	0	0	0	0	0
	$ 2,206,745	$ 2,262,724	$ 2,426,724	8,475	8,493	8,212	22	307	4
Risk Reduction and Resilience									
Emergency Management	$ 9,151	$ 11,485	$ 11,471	43	36	36	0	0	0
Environmental Resources Management	-	71,946	82,859	0	279	313	0	0	34
General Government Improvement Fund	1,032	-	2,020	0	0	0	0	0	0
	$ 10,183	$ 83,431	$ 96,350	43	315	349	0	0	34
Fiscal Responsibility and Efficiency									
Commission on Ethics and Public Trust	$ 3,289	$ 3,720	$ 4,037	17	19	19	0	0	0
Communications and Customer Experience	27,598	-	-	178	0	0	0	0	0
Communications, Information and Technology	-	292,723	282,921	0	1,130	1,080	1	6	-45
Information Technology	259,080	-	-	955	0	0	0	0	0
Inspector General	7,705	9,091	9,084	42	42	42	0	0	0
Internal Compliance	22,080	30,392	70,061	173	170	302	0	8	140
Management and Budget	50,285	65,907	49,446	111	101	101	2	2	0
People and Internal Operations	363,671	415,277	372,952	960	954	826	0	5	-123
Strategic Procurement	31,481	34,035	45,762	232	183	203	0	9	29
General Government Improvement Fund	28,495	25,923	59,655	0	0	0	0	0	0
Non-Departmental	145,048	279,374	153,527	0	0	0	0	0	0
	$ 938,732	$ 1,156,442	$ 1,047,445	2,668	2,599	2,573	3	30	1
Total	$ 8,351,351	$ 9,501,308	$ 9,897,393	30,375	31,998	31,942	418	474	0
Minus Adjustments for Interagency Transfers	$ 751,133	$ 925,702	$ 876,086	0	0	0	0	0	0
Grand Total	$ 7,600,218	$ 8,575,606	$ 9,021,307	30,375	31,998	31,942	418	474	0

Note: Each departmental narrative describes, in detail, all positions changes listed

OUR COUNTY

Miami-Dade County has always been the center of cultural, economic, and environmental challenges. Early in our history, our region was a site of conflict between Native Americans and European explorers. Later, Miami-Dade County became a transportation hub serving as the end point of Henry Flagler's railroad that extended from Jacksonville to the Miami River and what later became Downtown Miami. Our recent history has been marked by people from all over the world making Miami-Dade County their home. Our community is representative of the American experience, reflecting both the conflict and concord that comes with bringing people together from all walks of life.

Dade County was created in 1836 and encompassed an area from present-day Palm Beach County to the Florida Keys. Interpretations of the name "Miami" include the Native American words for "very large lake," "sweet waters," and "friends." Major Francis Langhorne Dade, our County's namesake, was a soldier killed during the Second Seminole War. In 1997, the County electorate voted to combine the two names to become the current Miami-Dade County. With an estimated population of 2.8 million residents, Miami-Dade County is the seventh largest county in the nation by population.

Approximately 424 square miles (excluding bay and coastal waters) of the County are within the urbanized area, while the total county area currently covers a total of 2,431 square miles, bound by Biscayne Bay and the Atlantic Ocean to the east, Everglades National Park to the west, the Florida Keys to the south and Broward County to the north. Miami-Dade County has the unique distinction of being the only metropolitan area in the United States that borders two national parks: Biscayne National Park and Everglades National Park.

By learning more about the people who comprise our community and the economic realities they face, we can better prepare for the future. Indeed Miami-Dade County is a cosmopolitan, international community. More than half of the people living in Miami-Dade County in 2023 were foreign-born with more than 75 percent of residents speaking a language other than English at home. Moreover, individuals of Hispanic origin comprise 69 percent of the population of Miami-Dade County, followed by Black (14 percent) and White (13 percent) individuals.

In addition, recent data reveals important challenges presented by our local economic environment. For example, the median income of our residents is lower than that of the nation as a whole, and our rate of poverty is higher than the average for the United States. In 2024, the American Community Survey's (ACS) showed that the median family income nationwide was over $101,000 while in Miami-Dade it was less than $86,000. The ACS also estimated that approximately 14 percent of our residents lived below the poverty line while nationally, the poverty rate was 12.1 percent. Moreover, in 2024, the top five percent of Miami-Dade County households earned an average annual income of more than $579,000, while the lowest 20 percent had an average of just over $15,000 – a ratio of 38:1.

An economic driver continuing to perform well is the tourism industry. Our beaches, events, attractions, and weather make Miami-Dade County a desirable destination for both domestic and international visitors. In 2025, 28.3 million people visited greater Miami and the beaches, with 20.1 million of them staying overnight. Approximately 80 percent of all these visitors came from within the United States and 20 percent were international tourists. These visitors spent $22.7 billion. Furthermore, the cruise industry continues to be an important part of our local economy with total cruise passengers exceeding 8.5 million passengers in FY 2024-25.

Like many other regions, Miami-Dade County faces a number of challenges including the cost of housing, the need for economic growth and diversification, aging infrastructure, environmental risks to our drinking water, and the risk of natural and man-made disasters. To provide for a safer and stronger community, we need to continue our focus on these challenges including providing affordable housing, enhancing the permitting process to develop a robust and diverse economy, making wise infrastructure investments to our airport, sewer system and other assets; increasing community engagement and promoting public safety.

OUR GOVERNMENT

Miami-Dade County is unique in its structure and has been recognized nationally for our dedication to results-oriented management. Many of our programs and services have received awards based on our service delivery planning and allocation of resources. The County has operated since 1957 under a unique metropolitan system of government known as a "two-tier federation." This was made possible when Florida voters approved a constitutional amendment in 1956 that allowed the people of the County to enact a Home Rule Charter. At that time, the electors of Miami-Dade County were granted the power to revise and amend the Charter by countywide vote. The most recent amendment was in November 2020.

On November 6, 2018, the voters of the State of Florida approved Amendment 10 to the state's constitution, which requires the County to create the constitutional offices of the Supervisor of Elections, the Tax Collector, and the Property Appraiser. It also required the County to reestablish the Office of the Sheriff and transfer custodian of county funds functions to the Clerk of the Court and Comptroller (the Clerk) by January 7, 2025. Additionally, Amendment 10 removes the current ability for the County, by charter, to abolish these constitutional offices, change the length of their four-year terms, transfer their duties to other offices or eliminate the election of the constitutional officers.

Regardless of these changes, the County has home rule powers, subject only to the limitations of the Constitution and general laws of the State. We are, in effect, a regional government with certain powers effective throughout the entire county, including 34 municipalities located within the County and a municipal government for the unincorporated area of the County. Unlike a consolidated city-county, where the city and county governments merge into a single entity, these two entities remain separate. Instead, there are two "tiers" or levels of government: city and county. The County can take over certain activities of a city's operations if the services fall below minimum standards set by the Board of County Commissioners (BCC) of Miami-Dade County or with the consent of the governing body of a particular city. The County can create cities, modify a city's boundaries and dissolve a city with fewer than 20 electors.

Of the County's total population, an estimated 1.2 million or 43.4 percent live in the Unincorporated Municipal Service Area (UMSA), the majority of which is heavily urbanized. For residents living in UMSA, the County fills the role of both tiers of government. All County residents pay a property tax to support regional services, such as transportation, jails and regional parks. Residents within UMSA also pay a property tax for municipal-type services provided by the County such as local sheriff patrol, local parks and local roads. Residents of municipalities do not pay UMSA tax, but rather pay a property tax to the municipality in which they reside for their respective municipal-type services. Each municipality levies taxes against its property tax roll. Municipalities develop and approve their own budgets, which are not part of the County's budget. The following table shows the population and roll value for each municipal taxing jurisdiction.

MIAMI-DADE COUNTY POPULATION AND ASSESSMENT ROLLS

Jurisdiction	2025 Population *	Percent of Total Population	2026 Assessment Roll Value (in $1,000) **	Percent of Tax Roll
Aventura	40,171	1.43	$14,302,092	2.65
Bal Harbour	3,010	0.11	$7,686,283	1.42
Bay Harbor Islands	5,815	0.21	$2,504,086	0.46
Biscayne Park	3,059	0.11	$514,633	0.10
Coral Gables	50,853	1.81	$27,724,434	5.13
Cutler Bay	45,361	1.62	$4,575,010	0.85
Doral	83,746	2.99	$22,664,563	4.20
El Portal	2,277	0.08	$399,569	0.07
Florida City	18,175	0.65	$1,715,979	0.32
Golden Beach	953	0.03	$2,246,276	0.42
Hialeah	232,243	8.28	$23,523,291	4.36
Hialeah Gardens	23,577	0.84	$2,708,916	0.50
Homestead	85,613	3.05	$6,746,498	1.25
Indian Creek	90	0.00	$1,419,373	0.26
Key Biscayne	14,653	0.52	$12,301,246	2.28
Medley	1,049	0.04	$7,017,794	1.30
Miami	475,802	16.96	$110,119,212	20.39
Miami Beach	83,678	2.98	$62,392,387	11.55
Miami Gardens	116,192	4.14	$10,081,595	1.87
Miami Lakes	31,332	1.12	$5,512,806	1.02
Miami Shores	11,492	0.41	$2,300,486	0.43
Miami Springs	13,864	0.49	$1,996,050	0.37
North Bay Village	7,946	0.28	$1,907,015	0.35
North Miami	61,371	2.19	$6,833,049	1.27
North Miami Beach	44,365	1.58	$6,012,187	1.11
Opa-locka	16,559	0.59	$2,330,712	0.43
Palmetto Bay	25,217	0.90	$5,144,231	0.95
Pinecrest	18,206	0.65	$8,881,049	1.64
South Miami	12,386	0.44	$3,386,312	0.63
Sunny Isles Beach	22,801	0.81	$19,497,738	3.61
Surfside	5,399	0.19	$5,738,274	1.06
Sweetwater	21,454	0.76	$4,669,681	0.87
Virginia Gardens	2,372	0.08	$392,758	0.07
West Miami	7,255	0.26	$1,064,894	0.20
Subtotal - cities	1,588,336	56.63	$396,310,477	73.37
Adjustment for Senior Citizen Exemption, Eastern Shores and Opa-Locka Airport			(70,508)	(0.01)
Unincorporated Area	1,216,651	43.37	143,897,287	26.64
TOTAL - Miami-Dade County	2,804,987	100.00	540,137,256	100.00

* Official April 1, 2025 Florida Population Estimates by County and Municipality for Revenue Sharing; Posted October 15, 2025

** Assessment roll values are based on the Estimate of Taxable Value published by the Office of the Property Appraiser on July 1, 2026

The County budgets for four separate taxing jurisdictions: Countywide, UMSA, the Fire Rescue District and the Library System. Each taxing jurisdiction is responsible for different types of services. The Countywide jurisdiction provides regional services such as public health and social services, transportation, regional parks, county roads, support for the court system, regional sheriff services and correctional facilities. The UMSA jurisdiction provides municipal services for the residents of the county who do not live in municipalities. These services include local sheriff patrol, local parks and roads, planning and code enforcement. The Fire Rescue District provides fire rescue service for the entire county, except for the cities of Hialeah, Miami, Miami Beach, Key Biscayne and Coral Gables. The Library System jurisdiction includes all municipalities and UMSA, except for Bal Harbour, Hialeah, Homestead, Miami Shores, North Miami, North Miami Beach and Surfside.

The table below shows the value of the property tax roll for each of the County's four taxing jurisdictions.

CERTIFIED TAX ROLLS

Taxing Unit	Value per Mill of Taxable Property in 2025	Net Change in Value Due to Reassessment	Current Year Net New Construction Taxable Value	Value per Mill of Taxable Property in 2026
Countywide	$512,351,556	$20,681,546	$7,104,154	$540,137,256
Miami-Dade Fire Rescue Service District	$288,495,541	$12,867,841	$2,757,588	$304,120,970
Miami-Dade Public Library System	$456,810,235	$18,015,286	$6,533,278	$481,358,799
Unincorporated Municipal Service Area	$135,443,245	$6,909,630	$1,544,411	$143,897,287

Notes:
1. Tax roll figures are current Certified Preliminary roll values as of July 1, 2026.
2. The Current Year Net New Taxable Value column represents the value per mill of:
   new construction + additions + improvements increasing value by at least 100% + annexations from the tax rolls
   + total tangible personal property taxable value in excess of 115% of the previous year's total taxable value - deletions

GOVERNANCE

On January 23, 2007, the Miami-Dade County Charter was amended to create a Strong Mayor form of government, with further charter amendments approved on November 2, 2010. The Mayor is elected countywide to serve a four-year term and is limited to two terms in office. The Mayor, who is not a member of the BCC, serves as the elected head of County government. In this role, the Mayor is responsible for the management of all administrative departments and for carrying out policies adopted by the BCC. The Mayor has, within ten days of final adoption by the BCC, veto authority over most legislative, quasi-judicial, zoning and master plan or land use decisions of the BCC, including the budget or any particular component, and the right to appoint all department directors unless disapproved by a two-thirds majority of those Commissioners then in office at the next regularly scheduled BCC meeting.

The BCC is the legislative body, consisting of 13 members elected from single-member districts. Members may be elected to serve two consecutive four-year terms and elections of the membership are staggered. The full BCC chooses a Chairperson, who presides over the BCC and appoints the members of its legislative committees. The BCC has a wide array of powers to enact legislation, establish service standards and regulate businesses operating within the County. It also has the power to override the Mayor's veto with a two-thirds vote.

On November 6, 2018, the voters approved Amendment 10 to the Florida Constitution. Amendment 10 provides for five elected officials to oversee certain executive and administrative statutory functions for each county including Miami-Dade County. In November 2024, all five constitutional officers were elected to a four-year term by the electorate of Miami-Dade County. These offices do not have term limits. On January 7, 2025, the elected Sheriff, Supervisor of Elections and Tax Collector commenced performing each of their respective statutory duties independent from county government, which are summarized in their individual narratives.

ORGANIZATIONAL STRUCTURE

Since 2003, Miami-Dade County has been a leader in the implementation of strategic planning and results-oriented management. Our County Code requires an organizational strategic plan and departmental business plans constituting an integrated strategic and financial plan to keep the County focused to support efforts in our community, even as priorities and goals evolve and change. Strong leadership and the ability to adjust to new challenges and community priorities are vital to our success.

Miami-Dade County departments and entities are divided into Policy Formulation, Constitutional Offices, and five strategic priority areas.

- ***Policy Formulation****:* provides the leadership for the County as whole; the Office of the Mayor, the Board of County Commissioners and the County Attorney are included in this area

- ***Constitutional Offices**:* performs statutory duties such as countywide law enforcement, managing voter registration and elections, maintaining court records and county finances, assessing property values for tax purposes and collecting property taxes and other revenues; Sheriff's Office, Supervisor of Elections, Clerk of the Court and Comptroller, Property Appraiser and Tax Collector are included in this area
- ***An Economy That Works for All:*** operates Miami International Airport and PortMiami, economic engines in the community; provides affordable housing to residents in need; supports activities that promote business development and improve job opportunities; enforces regulations related to safe buildings, livable neighborhoods and efficient land use; and creates a more business friendly environment in Miami-Dade County; Aviation, Housing and Community Development, Regulatory and Economic Resources, Seaport, and the Miami-Dade Economic Advocacy Trust are included in this strategic priority area
- ***Fiscal Responsibility and Efficiency:*** provides the internal support functions that ensure the successful operation of the four other strategic priority areas and Constitutional Offices; Commission on Ethics and Public Trust, Communications, Information and Technology, Inspector General, Internal Compliance, Management and Budget, People and Internal Operations, and Strategic Procurement are included in this strategic priority area
- ***Healthy and Safe Communities:*** improves our quality of life through parks, library, and cultural facilities and programs; promotes community safety through fire rescue, medical examiner and corrections services; promotes maximum independence and provides social and human services to those in need; and cares for animals in the community; Animal Services, Corrections and Rehabilitation, Cultural Affairs, Emergency Management, Fire Rescue, Homeless Trust, Medical Examiner, Parks, Recreation and Open Spaces, our County hospital Jackson Memorial, and funding for the County obligations and local requirements for the Eleventh Judicial Circuit (State Attorney, Public Defender and Administrative Office of the Courts) are included in this strategic priority area
- ***Investment in Infrastructure*:** provides transportation and traffic infrastructure; operates public transit; provides timely and reliable public infrastructure services including mosquito control, solid waste collection and disposal, and safe and clean water delivery and wastewater management systems; Solid Waste Management, Transportation and Public Works and Water and Sewer make up this strategic priority area
- ***Risk Reduction and Resilience:*** promotes responsible stewardship of the environment and our natural resources and prepares for and responds to emergency events; Emergency Management and Environmental Resources Management comprise this strategic priority area

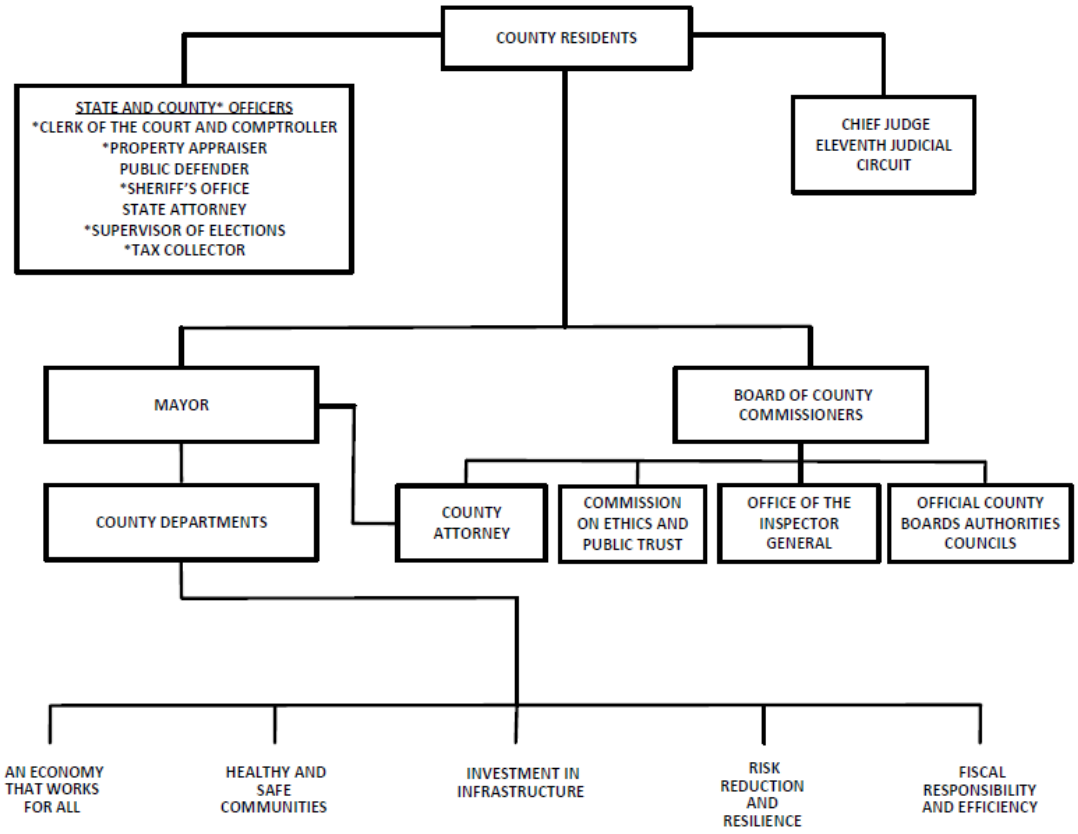

A more detailed Table of Organization is displayed illustrating the reporting relationships for the various entities of the County, including all the various departments and entities included in the County's Proposed Budget.

STRATEGIC PLANNING, BUDGETING, AND PERFORMANCE MONITORING

Miami-Dade County has been nationally recognized for implementing a results-oriented government culture. Our structure is based on the "Governing for Results" Ordinance (05-136) which commits Miami-Dade County to strategic planning, business planning, aligned budgeting, accountability, performance measurement, and ongoing monitoring and review. Taken together, these features make up an integrated strategic and financial plan that helps ensure departmental resources are aimed at community priorities, and that a mechanism is in place to monitor achievement of our desired results through performance measures.

SETTING AND ALIGNING PRIORITIES

The Miami-Dade County Strategic Plan is the foundation for the management of our organization and has been updated to focus on important community concerns such as expanding the availability of affordable housing; modernizing key infrastructure especially at our airport; supporting our economy with a customer-friendly permitting process; and protecting our water, soil and coastline. These needs represent some of the community's most important aspirations, and help sharpen the County's vision, mission, guiding principles, goals, and objectives. It ultimately serves as a strategic roadmap – one that articulates where we want to be, how we will get there and how we will know when we have arrived.

To effectively address the community's needs, the Strategic Plan and the County's budget have been aligned this year to the following five strategic priorities**:** An Economy that Works for All (EWA), Healthy and Safe Communities (HSC), Investment in Infrastructure (III), Risk Reduction and Resilience (RRR) and Fiscal Responsibility and Efficiency (FRE). These strategic priorities re-focus Miami-Dade County government on five essential elements of our shared vision that must be achieved to ensure a thriving community. They break down functional silos and emphasize the shared responsibility of all County departments to strive toward our common goals. Below are the goals for each of our strategic priorities. These goals represent the desired outcomes for the community and are consistent with community input and a variety of specific departmental planning efforts. The goals are also supported by a comprehensive set of objectives that ensure the achievement of the goals. A complete listing of these goals and objectives can be found in Appendix U.

An Economy the Works for All

- Transportation system that facilitates mobility
- Affordable communities that support a vibrant economy
- An environment that promotes a growing, resilient, and diversified economy
- Revitalized communities

Healthy and Safe Communities

- Safe community for all
- Safe transportation system
- Outstanding, accessible recreational and cultural venues, programs and services
- Safe, healthy, and attractive neighborhoods and communities
- Stable, self-sufficient and healthy population

Investment in Infrastructure

- Well-maintained, modern transportation infrastructure and assets
- Continuity of clean water and community sanitation services

Risk Reduction and Resilience

- Effective emergency and disaster management
- Resilient neighborhoods
- Environmental stewardship in Miami-Dade County

Fiscal Responsibility and Efficiency

- Accessible, transparent, and responsible government
- Excellent, engaged County workforce
- Optimal internal Miami-Dade County operations and service delivery
- Effective leadership and management practices

SETTING BUDGETS

Each year, County departments prepare business plans that align to the Strategic Plan which in turn drive their annual budget submissions. Together, department business plans and budgets comprise an integrated strategic and financial plan which identifies a department's key issues and priority initiatives and funds activities that are needed to achieve our desired results. The departmental narratives in this budget are organized by strategic priority and show how specific activities and performance measures align to the Strategic Plan's goals and objectives. Specifically, the budget presented in these volumes represents the financial, operating, and capital plan for the coming fiscal year and provides the resources and funding needed to achieve the County's goals and objectives as described in the Strategic Plan. It provides a summary of service levels and public capital investments provided in the community. Miami-Dade County's budget is a tool that serves five purposes:

Prioritization:	*County resources that address needs identified by the Mayor, the Board of County Commissioners (BCC) and the County's Strategic Plan are prioritized through this process*
Transparency:	*The budget is the primary way for the County to explain to the public what it does with the taxes and fees it collects. Through the budget document, the public can see how and where tax dollars and other revenues raised by the County are spent*
Planning:	*The budget is an annual plan for management of County operations*
Evaluation:	*The budget is used to help determine how well services are provided and how successful the County is in meeting the community's needs*
Accountability:	*The budget is a tool for legally authorizing public expenditures as well as controlling and accounting for the use of public resources*

The annual budget is for a fiscal year, which is the twelve-month cycle that comprises the jurisdiction's reporting period. The State of Florida and certain federal programs have different fiscal years than the County. The County's and the constitutional offices' fiscal year starts on October 1st and ends on September 30th of the following year.

MONITORING PERFORMANCE

To track and monitor performance, the County employs a balanced scorecard system. A traditional balanced scorecard is a framework that combines strategic performance measures with financial and operational metrics to give managers and executives a more 'balanced' view of organizational performance. Our scorecards include departmental objectives and performance measures directly linked to objectives on the County's Strategic Plan and are organized using four categories: customer needs, financial health, internal processes, and employee learning and growth.

A subset of scorecard performance measures is included in the department budget narratives to highlight important activities and outcomes of the community's concern. Although all types of performance measures are included, the focus is on outcome measures within the County's operational control that address departmental objectives. These performance measures display recent performance, as well as current and future performance targets established by the operating departments.

CONCLUSION

In summary, Miami-Dade County's budget joins all the elements of the Strategic Plan (strategic priorities, goals and objectives), departmental integrated strategic and financial plans (departmental issues, initiatives, objectives, performance targets, and allocation of personnel and funding), and the performance measures (actual performance compared to targets) in each departmental narrative.

Links to the Strategic Plan and related performance information is available on our website at: https://www.miamidade.gov/global/management/home.page

OUR FINANCIAL STRUCTURE

The Miami-Dade County Budget is comprised of appropriations in various funds. A fund is a set of self-balancing accounts that are segregated for the purpose of carrying on specific activities or attaining certain objectives, as required by special regulations, restrictions or limitations. Miami-Dade County's funds can be divided into three categories: governmental funds, proprietary funds and fiduciary funds. Only governmental funds and proprietary funds are appropriated as part of the annual budget. Governmental funds account for most of the County's basic services. Taxes, intergovernmental revenues, charges for services and proceeds from bond sales principally support the activities reported in these funds. There are nine enterprise funds reported in the County's annual financial report that are considered proprietary funds. The budget ordinance that is presented to the BCC in September for the two public budget hearings follows this fund structure.

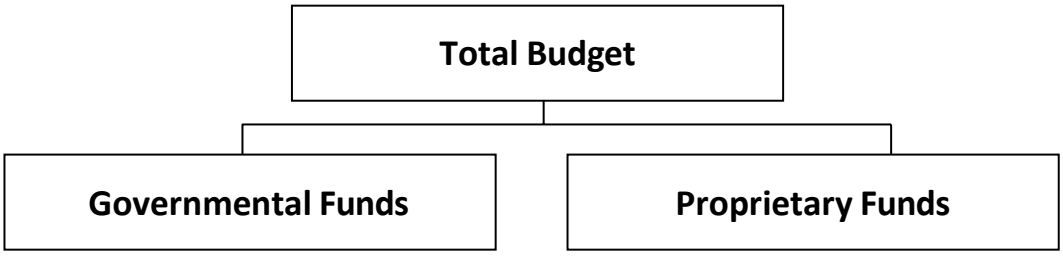

GOVERNMENTAL FUNDS

The General Fund is the County's primary operating fund. All financial activity not included within a proprietary (or enterprise) fund is included in the General Fund. Property taxes, also known as ad valorem revenues, are a significant source of funding for the General Fund, as well as the Fire Rescue and Library taxing districts, which operate within their own special revenue funds. The amount of property taxes received by a taxing jurisdiction is derived by a tax rate (millage rate) applied to the property tax roll for the jurisdiction. A mill is a rate of tax equal to $1 for each $1,000 of assessed taxable property value. If a property has a taxable value of $100,000 and the millage rate is one mill, the property owner would pay $100 in taxes.

Each of the four County taxing jurisdictions has its own millage rate, along with millage rates set to fund voter-approved debt governed by the BCC. Three of the operating millage rates (Countywide, Fire Rescue and Library) are subject to a State imposed cap of ten mills. The municipal millage rate (UMSA) has its own ten-mill cap. Voter-approved debt millage rates are not subject to this cap. The revenue raised from the debt service millage pays outstanding debt for voter-approved general or special obligation bonds, such as the County's Building Better Communities General Obligation Bond Program and the Public Health Trust's Miracle Building Bond Program. The County has debt service millages for voter approved countywide debt. FY 2026-27 is the 32nd consecutive year that the area-wide total millage is below the state defined ten-mill cap.

For the FY 2026-27 Proposed Budget, the total millage rate is 7.2517 mills for the three taxing jurisdictions under the regional ten-mill cap; therefore, we have 2.7483 mills in capacity, which could generate approximately more than$1.269 billion of additional revenue to fund regional services. The Unincorporated Municipal Service Area (UMSA) millage has the potential of 8.0910 mills in capacity for the UMSA services, which could generate approximately $1.106 billion of additional revenue. The total of all proposed operating and voted debt millage rates for FY 2026-27 is 9.5544. The following table shows the millage rates for FY 2025-26 and FY 2026-27.

MILLAGE TABLE

Taxing Unit	FY 2025-26 Actual Millage	FY 2026-27 Rolled-Back Millage (1)	FY 2026-27 Proposed Millage Rates	Percent Change From FY 2025-26 Rolled-Back Millage	Percent Change From FY 2025-26 Actual Millage
Countywide Operating	4.5740	4.3301	4.5740	5.63%	0.00%
Miami-Dade Fire Rescue Service District	2.3965	2.2644	2.3965	5.83%	0.00%
Miami-Dade Public Library System	0.2812	0.2660	0.2812	5.71%	0.00%
Total Millage Subject to 10 Mill Cap	7.2517	6.8605	7.2517	5.70%	0.00%
Unincorporated Municipal Service Area (UMSA)	1.9090	1.7983	1.9090	6.16%	0.00%
Sum of Operating Millages	**9.1607**	**8.6588**	**9.1607**	5.80%	**0.00%**
Aggregate Millage (2)		6.4214	6.6825	4.07%	
Voted Millages (3) -- Debt Service					
Countywide (4)	0.4171	N/A	0.3937	N/A	-5.61%
Sum of Operating and Debt Millages	**9.5778**	N/A	**9.5544**	N/A	**-0.24%**

(1) "Rolled-back millage" is the State defined rate which allows no increase in property tax revenue except for that from new construction. Starting in FY 2008-09 the proportionate roll value of dedicated increment districts and the associated prior year payments are subtracted prior to computing the "rolled-back millage." This rate ignores the impact of inflation on government and market valuation changes on taxable real and personal property.

(2) "Aggregate millage" is the State defined weighted sum of the non-voted millages. Each millage is weighted by the proportion of its respective certified tax roll to the certified countywide roll (the Fire District millage is weighted by 56 percent, the Library District millage by 89.9 percent, and the UMSA millage by 26.9 percent).

(3) Rolled-back millage and aggregate millage calculations do not apply to voted debt millages.

(4) Countywide debt includes 0.0895 mills for Jackson Health System bonds and 0.3042 mills for County general obligation bonds

Within the General Fund, the operating budget separates Countywide expenditures (for regional services) from UMSA expenditures (for municipal services). That separation ensures that residents pay only for the services they receive. Some services are easy to differentiate: health care, mass transit, correctional facilities operations and support and elections, for example are all countywide services.

Many departments and constitutional offices, including the Sheriff's Office, Parks, Recreation and Open Spaces, Transportation and Public Works, Environmental Resources Management (DERM), and Regulatory and Economic Resources (RER), however, provide both regional and municipal services and their general fund subsidies are allocated between the Countywide revenues and UMSA revenues as appropriate. Each department's allocation is reviewed annually.

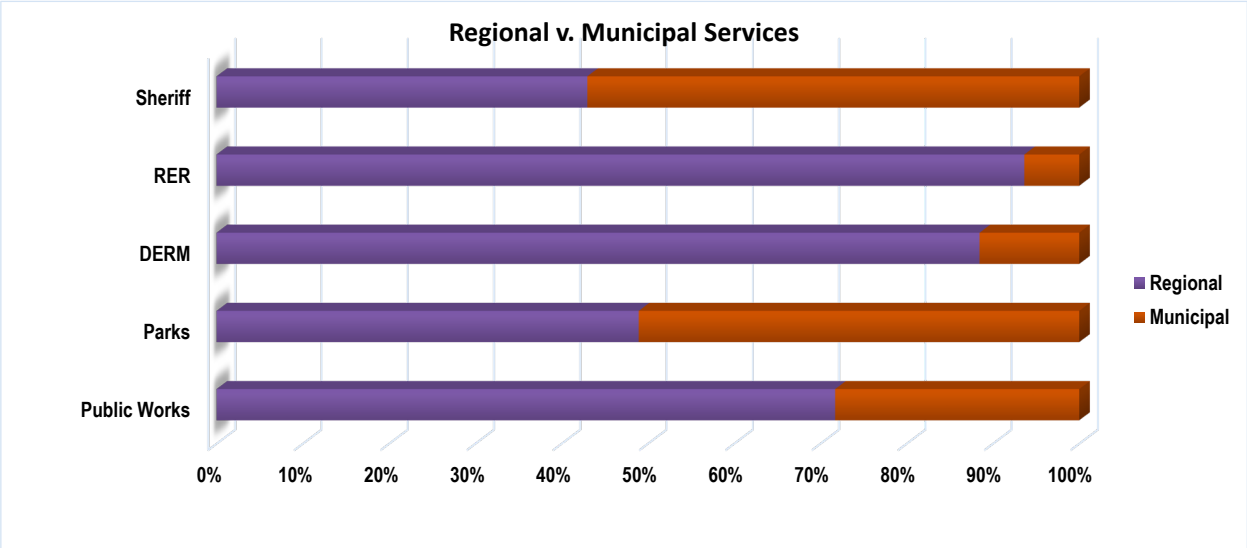

Sheriff services provided in the unincorporated area are similar to police services provided by municipal police departments. These services include uniform police patrols, general investigative services, school crossing guard program services and community-based crime prevention programs. Criminal and other specialized investigative activities primarily serve the unincorporated area, but also provide support to municipalities on an as needed basis. Those costs are allocated between the Countywide and UMSA budgets based on relative workloads during the previous fiscal year. Countywide Sheriff functions include the crime laboratory, court services, civil process, warrants, public corruption investigations and records bureaus. The expenditures of overall support functions such as the Sheriff's office, the legal and professional compliance bureaus and information technology services are allocated in accordance with the overall department-wide allocation between Countywide and UMSA budgets. Non-reimbursed costs of police presence supporting municipal police departments at events of countywide significance are also considered countywide functions. The allocation of the subsidy for sheriff services is 43 percent to the Countywide budget and 57 percent to the UMSA budget for FY 2027-26.

The Parks, Recreation and Open Spaces (PROS) Department expenditures are divided similarly. Community and neighborhood parks and community pools providing local services to the residents of the surrounding neighborhoods are supported by the UMSA budget. Countywide park facilities and programs serve all county residents and include regional parks such as Amelia Earhart, Ives Estates, Tamiami and Tropical parks, metropolitan parks, Zoo Miami, cultural facilities, natural areas, cooperative extension and beaches. Administrative support and construction (planning, design, development and maintenance) costs are allocated between the Countywide and UMSA budgets – or capital funds, as appropriate - on the basis of the relative costs of direct services.

Some countywide park facilities, such as marinas, generate revenues to support their operations and require minimal, if any, property tax support. Roadside maintenance and landscaping are supported by both the Countywide and UMSA budget. Special taxing districts are self-supporting and require no property tax support. As a result of this year's review of the cost allocation method and service enhancements, countywide support in this fiscal year is 49 percent of the PROS subsidy and 51 percent supported by the UMSA budget.

General Fund support to planning and administration functions within RER is allocated based on proportions of workload that relate to the unincorporated area as compared to the overall county. As most planning activities such as charrettes, development reviews, preparation of special planning studies and support of community councils are local in nature, the costs are allocated to the unincorporated area budget. Costs associated with the review of Developments of Regional Impact, areawide economic forecasting and census related activities, however, are included in the Countywide budget because of their countywide significance. Other functions in RER, such as Business Affairs, and in DERM for Environmental Risk and Resilience are funded by the Countywide General Fund. In FY 2026-27, UMSA General Fund support of the planning functions in RER is six percent and environmental in DERM is 12 percent.

The Department of Transportation and Public Works' (DTPW) unincorporated area budget provides funding for local right-of-way maintenance activities which include minor debris removal, pothole patching, paving, resurfacing and sidewalk repair, as well as other work done in the UMSA area.

Countywide transportation and public works responsibilities such as mass transit, traffic signalization and signage, traffic engineering design, arterial road maintenance in municipalities and bridge operations throughout the county are funded by Countywide funds. Several direct services are both Countywide and UMSA funded. These include right-of-way surveying, land acquisition and highway engineering. Administrative costs are allocated based on the relative costs of direct services. Causeways are self-supporting and require no property tax support. The General Fund support of Transit Operations and Maintenance is $335.979 million for FY 2026-27 . Of the total General Fund support for the public works functions 72 percent is Countywide and 28 percent is UMSA for FY 2026-27.

The cost of the County's central administration, which supports operating departments, is apportioned based on the ratio of Countywide versus UMSA operating costs across the entire General Fund. This allocation for FY 2026-27 is 79 percent to the Countywide budget and 21 percent to the UMSA budget. In some cases, specific functions within a particular central administrative department are funded from either the countywide or unincorporated area budget depending on the population served while other functions may be funded differently. For example, the Communications, Information and Technology Department has administrative functions funded by Countywide and UMSA General Fund; however, other services provided are funded through internal service charges such as telephone and radio services. Finally, the central administration is partially funded through an administrative reimbursement charged to proprietary funds. For the FY 2026-27 Budget, that percentage is 2.64 percent of proprietary operating budgets, 1.2 percent lower than FY 2025-26.

Revenue allocation is more clearly defined and usually based on statutory guidelines. Counties are authorized to collect certain revenues, as are municipalities. In accordance with state law and the Home Rule Charter, the unincorporated area realizes revenues comparable to those received by municipalities in Miami-Dade County.

There are three other governmental funds included in the budget:

- ***Special Revenue Funds:*** Special revenue funds are used to account for revenues from specific sources that are restricted by law or policy to finance specific activities. The Fire Rescue District and the Library District operate in individual Special Revenue Funds.
- ***Debt Service Funds:*** Debt service funds are used to account for the accumulation of resources for and the payment of principal and interest on long-term obligations.
- ***Capital Project Funds:*** Capital project funds are used to account for financial resources used for the acquisition and/or construction of major capital facilities and infrastructure.

PROPRIETARY FUNDS

Proprietary funds are those funds where the County charges a user fee to recover costs. The County's proprietary funds include enterprise funds and internal service funds. Enterprise funds are used to finance and account for the acquisition, operation and maintenance of facilities and services that are intended to be entirely or predominantly self-supporting through the collection of charges from external customers. The following major enterprise funds are included in the County's financial statements:

- ***Department of Transportation and Public Works (DTPW)***: Operates the County's mass transit rail system, bus system, metro-mover system and paratransit services.
- ***Solid Waste Management (DSWM)***: Provides solid waste collection and recycling services to UMSA and some municipalities. The Department also provides solid waste disposal services to 15 municipalities and operates a variety of facilities, including landfills, transfer stations and neighborhood trash and recycling centers.
- ***Seaport:*** Operates the Dante B. Fascell Port of Miami-Dade County.
- ***Aviation:*** Operates and develops the activities of the Miami International Airport, three other general aviation airports and one training airport.
- ***Water and Sewer Department (WASD):*** Maintains and operates the County's water distribution system and wastewater collection and treatment system.
- ***Public Health Trust/Jackson Health System (PHT):*** The PHT was created by a County ordinance in 1973 to provide for an independent governing body responsible for the operation, governance and maintenance of certain designated health facilities. These facilities include Jackson Memorial Hospital, a teaching hospital operating in association with the University of Miami School of Medicine, Jackson North Medical Center, Jackson South Medical Center, Holtz Children's Hospital, Jackson Rehabilitation Hospital, Jackson Behavioral Health Hospital, Jackson West Medical Center and several urgent care centers, primary care centers and clinics throughout Miami-Dade County.

There are four additional enterprise funds: the ***Rickenbacker Causeway*** fund (within DTPW), the ***Venetian Causeway*** fund (within DTPW), the ***Section 8 Allocation*** fund (within Housing and Community Development Department (HCD) and ***Mixed Income Properties*** fund (within HCD).

Internal service funds are used to report any activity that provides goods and services to other funds, departments, or agencies of the County, on a fee for cost and overhead or a reimbursement basis. The County has one internal service fund, the Self-Insurance Fund, which accounts for the County's insurance programs covering property, automobile, general liability and workers' compensation. It is also used for medical, dental, life and disability insurance accounts for County employees. A large portion of the group medical insurance program is self-insured.

FIDUCIARY FUNDS

Fiduciary funds are used to report assets held in a trustee or agency capacity for others. The County currently has funds held in an agency capacity by the Clerk of the Court and Comptroller, as well as other funds placed in escrow pending distributions. These funds cannot be used to support the County's own programs, and therefore, are not required to be appropriated as part of the annual budget.

- ***Clerk of Circuit and County Courts Agency Fund:*** Accounts for funds received, maintained and distributed by the Clerk of the Court and Comptroller in his capacity as custodian to the State and County judicial systems.
- ***Pension Trust Fund:*** Accounts for assets held by Northern Trust Bank for the benefit of employees of the Public Health Trust who participate in the Public Health Trust Defined Benefit Retirement Plan.
- ***Other Agency Funds:*** Accounts for various funds placed in escrow pending timed distributions.

The table below illustrates the various funds in which each Department records financial activity. It is important to note that the "General Fund, Other Governmental Revenues" includes utility taxes, gas tax es, and County Surtax and "Proprietary Funds, User Fee/Charges/Permit fees" includes special taxing district revenues included within the Parks, Recreation and Open Spaces Department.

Return to Table of Contents

FY 2026-27 Proposed Budget and Multi-Year Capital Plan

	General Fund			Proprietary Funds					Grant Funds		Capital Project Funds	
Department	CW Jurisdiction (Tax Supported)	UMSA Jurisdiction (Tax Supported)	Other Governmental Revenues	Enterprise Funds	User Fees / Charges/ Permit Fees	Miscellaneous Revenues	Fire District	Library District	Federal	State	Bonds	Impact Fees
POLICY FORMULATION												
Office of the Mayor	√	√										
Board of County Commissioners	√	√				√						
County Attorney's Office	√	√				√						
CONSTITUTIONAL OFFICES												
Clerk of the Court & Comptroller			√		√	√						
Property Appraiser	√		√		√	√						
Sheriff	√	√	√		√	√			√	√	√	√
Supervisor of Elections	√		√		√	√			√	√		
AN ECONOMY THAT WORKS FOR ALL												
Aviation				√					√	√	√	
Housing and Community Development	√				√				√		√	
Miami-Dade Economic Advocacy Trust	√				√	√						
Regulatory and Economic Resources	√	√	√		√	√			√	√	√	√
Seaport				√	√	√			√	√	√	
HEALTHY AND SAFE COMMUNITIES												
Animal Services	√		√		√	√					√	
Community Services	√				√	√			√	√	√	
Corrections and Rehabilitation	√				√	√			√		√	
Cultural Affairs	√		√		√	√				√	√	
Fire Rescue	√				√	√	√		√	√	√	√
Homeless Trust			√			√			√	√		
Jackson Health System	√			√	√						√	
Judicial Administration	√		√		√						√	
Library					√	√		√	√	√	√	
Medical Examiner	√				√						√	
Parks, Recreation and Open Spaces	√	√		√	√	√			√	√	√	√
INVESTMENT IN INFRASTRUCTURE												
Solid Waste Management	√			√	√	√				√	√	
Transportation and Public Works	√	√	√	√	√	√			√	√	√	√
Water and Sewer				√	√						√	
RISK REDUCTION AND RESILIENCE												
Emergency Management	√					√			√	√		
Environmental Resources Management	√	√			√	√			√	√	√	
FISCAL RESPONSIBILITY AND EFFICIENCY												
Commission on Ethics and Public Trust	√		√		√	√						
Communications, Information and Technology	√	√	√		√	√						
Inspector General	√				√	√						
Internal Compliance	√	√	√								√	
Management and Budget	√	√				√			√		√	
People and Internal Operations	√	√	√		√	√					√	
Strategic Procurement					√	√						
OTHER												
General Government Improvement Fund	√	√	√		√	√			√			
Non-Departmental	√	√	√	√	√	√	√	√	√	√	√	√

BUDGET AND FINANCIAL POLICIES

Miami-Dade County follows the policies required by the Miami-Dade County Home Rule Amendment and Charter, the Miami-Dade County Code of Ordinances, Florida Statutes Chapter 129 (County Annual Budget) and Chapter 200 (Determination of Millage) and the Generally Accepted Accounting Principles (GAAP) for state and local governments as set forth by the Governmental Accounting Standards Board (GASB). State and local laws and legislation generally outline the budget development process. Reporting of financial activity is regulated by GASB. Both the Budget and the Annual Comprehensive Financial Report (ACFR) provide our County's financial plans and statements following these policies.

LOCAL LEGISLATION

The Miami-Dade County Home Rule Amendment and Charter is the constitution for Miami-Dade County and governs all activity:

- The Citizens' Bill of Rights of the Miami-Dade County Home Rule Amendment and Charter states that in addition to any budget required by state statute, the Mayor prepares a budget showing the cost of each program for each budget year. Also, before the first public hearing on the Proposed Budget required by state law, the Mayor makes public a budget summary setting forth the proposed cost of each individual program and reflecting all major proposed increases and decreases in funds and personnel for each program, the purposes for those adjustments, the estimated millage cost of each program and the amount of any contingency and carryover funds for each program.
- The Charter also says that the Mayor prepares and delivers a budgetary address annually to county residents in March to set forth the recommended funding priorities for the County. On or before July 15, the Mayor releases a Proposed Budget containing a complete financial plan, including capital and operating budgets, for the next fiscal year. Pursuant to the Charter, the budget is presented to the Commission before the BCC adopts tentative millage rates for the next fiscal year.
- The Clerk of the Court and Comptroller, has charge of the financial affairs of the County. Since the Home Rule Charter requires the County Mayor to prepare the proposed budget and present it to the BCC for approval the BCC has designated the County Mayor as the Chief Budget Officer as defined by the State of Florida. At the end of each fiscal year, an audit is performed by an independent certified public accountant designated by the BCC of the accounts and finances of the County for the fiscal year just completed.

The Miami-Dade Code of Ordinances also contains financial policies codified by the Board of County Commissioners:

- Article CXVIII.5 of the Code of Ordinances is entitled "Governing for Results" and codifies our results-oriented governing management concepts. Section 2-1795 lays out policies for the allocation of resources and requires the Mayor or his/her designee to include them in the annual Budget Address which takes place during the month of March of each year.
  It also requires the submission of a five-year financial forecast. Section 2-1795 of the Code outlines the resource allocation and reserve procedures for the preparation and adoption of the County's annual budget requiring budget format to provide clear basis for which to hold management accountable for operating within the Budget. In addition, the Section places restrictions on the re-appropriation of line items within funds.
- The annual budget establishes the appropriations, or the approved expenditure levels, for the fiscal year and expenditures above the adopted levels cannot be incurred. There are some kinds of funds – working capital, revolving, pension or trust funds – that may be accessed without approved expenditure authority. The BCC, by ordinance, may transfer any unencumbered appropriation balance, or any portion thereof, from one department, fund or agency to another, subject to the provisions of the ordinance. Any portion of the earnings or balance in any fund, other than sinking funds for obligations not yet retired, may be transferred to the general funds of the County by the BCC. The adopted budget may be amended at any time during the year, by BCC action. Re-appropriations within a fund without increasing the total fund may be approved by motion or resolution. Increasing the total appropriations for a fund requires an ordinance, with two readings and a public hearing.
- Miami-Dade County Resolution No. R-31-09 establishes the current investment policy for Miami-Dade County which states in summary that the County's investment strategy is an adherence to buy and hold thereby eliminating the potential for risky trading.
- Miami-Dade County Ordinance No. 14-02 requires separate votes of the BCC for each millage rate, including voter approved debt. A separate vote is required to set the tentative millage rates in July, as well as at each public budget hearing in September.
- As prescribed by Ordinance No. 15-58, no later than April 1st of each year, the Commission Auditor provides to the Commission a written report detailing, for each department, office, division or other unit of County government the services provided to the community, the resources allocated for the delivery of services and the achievement of performance measures with respect to the delivery of services. The report includes the Commission Auditor's recommendations regarding adjustments to resource allocations to yield desired service delivery results. Each commission committee then meets no later than May 1st of each year to review and discuss the Commission Auditor's report, identify new service delivery priorities for the next fiscal year for those services under the commission committee's jurisdiction, approve by motion new service delivery priorities for the next fiscal year and forward its recommended priorities to the Commission. No later than June 1st of each year, the committee with jurisdiction over budgetary matters meets to review and discuss the commission committees' recommended new service delivery priorities for the next fiscal year, identify revenues and resources necessary to fund such priorities, and no later than June 15th, forward its findings to the Commission for its consideration at its regularly scheduled meeting immediately following June 15th or a special meeting called to discuss priorities. At that meeting, the Commission, by motion, approves those new service delivery priorities it wishes to implement in the ensuing fiscal year's County budget.

STATE LAW

The Florida legislature enacts laws that govern the budget development and approval processes http://www.leg.state.fl.us/statutes/:

- Chapter 129.01(2) (a), Florida Statutes establishes that the budget will be prepared, summarized and approved by the governing boards of each county, (b) and that it will be balanced. That is, the estimated revenues, including balances brought forward, equals the total of the appropriations and reserves. The budget must conform to the uniform classification of accounts prescribed by the appropriate state agency. Revenues must be budgeted at 95 percent of all receipts reasonably to be anticipated from all sources, including taxes to be levied.
- Chapter 129.01(2) (c) (1), Florida Statutes provides that a reserve for contingencies may be provided in a sum not to exceed ten percent of the total budget.
- Chapter 129.025, Florida Statutes allows for the designation of a county budget officer that may carry out the duties set forth in this chapter.
- During the 2019-20 Session of the Florida Legislature, Chapter 129.03 Preparation and adoption of budget - Subsection (3) was amended to included paragraph (d) requiring the county budget officer to electronically submit information regarding the final budget and the county's economic status to the Office of Economic and Demographic Research in the format specified by the office.
- Chapter 129.06(1), Florida Statutes requires that adopted budgets regulate the expenditures of the county and each special district included within the county budget and the itemized estimates of expenditures are fixed appropriations and cannot be amended, altered or exceeded except by action of the governing body.
- Chapter 129.06(2), Florida Statutes allows the BCC to amend a budget for that fiscal year and may, within the first 60 days of a fiscal year, amend the budget for the prior fiscal year. The amendments can be made by motion or resolution when expenditure appropriations in any fund are decreased and other appropriations in the same correspondingly increased provided that the total of the appropriation in the fund may not be changed. Otherwise, the amendment will require an ordinance of the BCC for its authorization.
- Chapter 129.07, Florida Statutes states that it is unlawful for the BCC to expend or contract for the expenditure in any fiscal year more than the amount appropriated in each fund's budget.
- Chapter 200.011, Florida Statutes states that the BCC determines the amount to be raised for all county purposes, except for county school purposes, and the millage rates to be levied for each fund respectively. The BCC also determines the rates for use by the county, including special taxing district, board, agency or other taxing unit within the county for which the BCC is required by law to levy taxes.
- Chapter 200.065, Florida Statutes establishes a rolled-back millage rate, a maximum millage rate and advertising and voting requirements for taxing jurisdictions, requiring an extraordinary vote of the local governing body to exceed the maximum millage rate for taxing purposes. Each year, the Adopted Budget is developed with millage rates necessary to fund the property tax-supported portion of the budget. At its second meeting in July, the BCC considers the millage rates that will be used for the tax notices that will be mailed to all property owners in August. The tax notices are also referred to as TRIM notices; TRIM stands for Truth in Millage. The tax rates that are on the notices property owners receive in August represent the ceiling of the rates that can be approved by the BCC at the September budget hearings, unless additional notices are sent to all property taxpayers. Because re-noticing all taxpayers is difficult and expensive, the tax rates included in the TRIM notices are considered the ceiling.

- Chapter 200.065, Florida Statutes outlines the rolled-back millage rate, known as the "no tax increase" rate because it allows the taxing authority to generate the same property tax revenue from year to year, adjusted only by any new properties that may have been placed on the property tax roll. Another state-defined measure, the aggregate rolled-back millage rate, is the sum of the rolled-back millage rates for each of the taxing jurisdictions, in the case of Miami-Dade County we have four, weighted by the proportion of its respective roll to the countywide tax roll. The table below shows the calculation of the rolled-back rates that would generate the same property tax revenue as FY 2024-25.

ROLLED-BACK MILLAGE AND AGGREGATE MILLAGE CALCULATION
(Dollars in Thousands)

Taxing Unit	2025-26 Est. Value of One Mill	2025-26 Adopted Millage	2025-26 Levy, net of TIF Payment	2026-27 Roll without CRA and New Construction	Rolled-Back Millage	2026-27 Maximum Millage	2026-27 Value of One Mill	2026-27 Proposed Millages	2026-27 Levy	Millage Percent Change
Countywide	$503,710.223	4.5740	$2,187,545	505,192,506	4.3301	4.3301	$513,130.393	4.5740	$2,347,058	5.63%
Fire District	284,748.616	2.3965	682,400	301,363,382	2.2644	2.2644	$288,914.922	2.3965	692,385	5.83%
Library District	449,194.149	0.2812	126,313	474,825,520	0.2660	0.2660	$457,290.858	0.2812	128,590	5.71%
Millage Total		7.2517			6.8605			7.2517		5.70%
Unincorporated Area	134,077.642	1.9090	247,798	137,794,166	1.7983	1.7983	136,702.422	1.9090	260,965	6.16%
Total Levy			$3,244,056						$3,428,998	
Aggregate Millage					6.4214			6.6825		4.07%

Notes:
1. In accordance with State law, property tax revenue is budgeted at 95 percent of the levy.
2. All tax roll values are current estimates as of tax rolls of July 1, 2026
3. Tax Increment Financing (TIF) payments are contributions made by the County to Community Redevelopment Areas; these payments apply to the Countywide and Unincorporated portions of the levy.
4. A Community Redevelopment Area (CRA) is a geographic area created by Board action to revitalize areas designated as slum and blight through a finding of necessity that require the creation of a trust fund and redevelopment plan. Funds are used to implement the redevelopment plan of these areas.
5. At individual rolled-back millage rates, the tax supported budget would be reduced by $185.402 million.
6. The millage rates utilized for the Adopted Budget are above the maximum millage rate and above the rolled-back rate.

- The State has defined the highest millage rate that may be levied with a simple majority vote of the governing body known as the maximum millage rate. This rate is the rolled-back rate, adjusted for the growth in per capita personal income in Florida. Beginning in FY 2009-10, the maximum millage rate is based on the rolled-back rate (the rate that generates the same property tax revenue) assuming the maximum millage rate had been adopted for the prior year and then adjusted for growth in per capita Florida personal income, whether the maximum millage rate had been adopted in the prior year. In other words, if the millage rate that was adopted was higher than the calculated maximum millage rate, that rate is the cap. If a millage rate below the maximum millage rate is adopted, an adjustment is made to credit the revenue that was lost because a rate below the maximum millage rate was adopted. The formulas used to calculate the various millage rates are defined by the Florida Department of Revenue.

- The BCC may adopt a rate that is higher than the state defined maximum millage rate. State law provides that a millage rate of up to 110 percent of the calculated maximum millage rate, which is set at the current year roll-back rate, may be adopted if approved by a two-thirds vote of the governing body of the county, municipality or independent district. A millage rate higher than 110 percent may be adopted by three-fourths vote if the governing body has nine or more members (Miami-Dade County has 13 Commissioners) or if approved by a referendum of the voters. The penalty for violating these standards is the loss of state revenue from the local government half-cent sales tax for a period of twelve months.
- Chapter 200.071, Florida Statutes mandates that no ad valorem tax millage shall be levied against real property and tangible personal property by counties in excess of ten mills, except for voted levies. Any county which, through a municipal service taxing unit, provides services or facilities of the kind or type commonly provided by municipalities, may levy, in addition to the millage rates otherwise provided in this section, an ad valorem tax millage not in excess of ten mills against real property and tangible personal property within each such municipal service taxing unit to pay for such services or facilities provided with the funds obtained through such levy within such municipal service taxing unit.
- The State Constitution allows an exemption of up to $50,000 for homesteaded properties and $25,000 tangible personal property (TPP) for business equipment. In addition, in November 2012, State of Florida voters approved a referendum that amended the State Constitution, which provides a local option to allow an additional exemption for senior citizens, who meet income and ownership criteria, equal to the assessed value of the property with a just value less than $250,000.

GAAP and GASB

- The General Fund, Fire Rescue District, Library District and debt service funds are prepared on a modified accrual basis of accounting. Under the modified accrual basis of accounting, revenues are recognized when they are both measurable and available or collectible within the current period to pay for expenditures or liabilities of the current period. Expenditures are recorded when a liability is incurred. Debt service payments, as well as expenditures related to claims and judgments, are recorded only when payment is due. Encumbrances (transactions that reserve funding for expected purchases) lapse at year-end and are re-appropriated as part of the subsequent year's budget in a reserve for encumbrances. The notes section of the ACFR describes the County's policies for assets, liabilities and net assets or fund balances.
- The budgets for the Proprietary and Internal Service Funds are prepared on the economic resource measurement focus and the full accrual basis of accounting. These funds include Aviation, Seaport, Water and Sewer, Public Health Trust, Transportation and Public Works, Solid Waste Management, Mixed Income Properties, Section 8 Allocation Properties and the Self-Insurance Fund. Under the full accrual basis, revenues are recorded when earned and expenses are recorded when liability is incurred, regardless of the timing of related cash flows. The differences between the modified-accrual and accrual basis of accounting include budgeting the full amount of capital expenditures rather than depreciating expense over time, and budgeting the principal payments of outstanding debt, as well as the recognition of the issuance of debt since it does increase the government's current financial resources. The fund balance is defined as the excess of assets over the liabilities in any given fund.

THE BUDGET PROCESS

The overall budget for Miami-Dade County is made up of several specific budgets that relate to distinct services, that include regional services provided countywide, local services in the unincorporated area, referred to as the Unincorporated Municipal Service Area (UMSA), library services provided by the Miami-Dade County Public Library System and fire rescue services provided within the Miami-Dade Fire Rescue Service District, as well as numerous proprietary operations and special assessment district functions all aggregated. Each budget is separated to ensure that public revenues are used only for their authorized purposes and that residents pay only for those services available to them. Various types of revenues support Miami-Dade County's operations: taxes on property, sales, motor fuel and utility bills; fees and service charges; federal and state grants; and others. Many of these revenues are restricted in their use, which complicates the process of balancing the budget. Summary information describing major revenue sources and operating expenditure by strategic priority, as well as information for each department showing the activities by supporting revenue source and the categories of expenditures are included as Appendices C and D in this volume. Capital program revenue and expenditure summaries are included as Appendices G and H.

The Multi-Year Capital Plan (also known as the Capital Improvement Plan) is prepared following state growth management legislation and the Miami-Dade County Code and is prepared along with the operating budget. It is used as the basis for updating the Capital Improvement Element of the Comprehensive Development Master Plan, the Five-Year Transportation Improvement Plan and the other major County capital planning documents.

The budget process is a year-round activity. A budget is a very dynamic plan; while typically major revenue sources, priorities and activities remain static, things change frequently as a source of funding may drop unexpectedly or a program develops an issue that must be addressed. Over the past year, we have seen unprecedented changes that have impacted revenues and expenditures. For those reasons, budget monitoring is as important as budget development so that changes can be addressed as quickly as possible.

At the beginning of the fiscal year, departmental staff updates the current year’s business plans which include a description of key issues and related priority initiatives for the coming fiscal year. In December and January, staff completes initial projections and estimates of revenues for the current fiscal year and the next. In February, County departments submit new business plans along with their budget requests to the Office of Management and Budget (OMB). Taken together, these business plans and budget submissions constitute an integrated strategic and financial plan to ensure budgets are aimed at departmental and county priorities. Departmental and OMB staff meet to discuss service priorities and begin the process to match them with available resources. The work requires numerous meetings among County staff to discuss and evaluate proposed service levels and funding. In March, the Mayor delivers a budget address to set funding priorities. Throughout the budget development process, administrative staff interacts with Commission staff, the staff of the Office of Policy and Budgetary Affairs, and the Commission Auditor to share revenue and expenditure information. Pursuant to the County Code, the Proposed Budget must be submitted to the BCC by July 15.

There are certain budget-related deadlines that are established by state statute. By July 1, the Office of the Property Appraiser certifies the Preliminary Property Tax Rolls. In July, the BCC considers the recommended millage rates to be used to calculate the estimated taxes published in the "Notice of Proposed Property Taxes" (also referred to as “Truth in Millage” or “TRIM” notices) sent to each property owner in August. That determination is a significant point in the budget development schedule since the millage rates included on the TRIM notices, in practice, represent a ceiling for property taxes for the ensuing fiscal year. If the BCC chooses to increase the millage rate beyond that which was advertised, all taxpayers must be re-noticed, which is expensive and would be difficult, if not impossible, to accomplish within the prescribed time frames.

In accordance with Section 1800A of the Code, public meetings are required to be held throughout the County in August to discuss proposed new or increased rates for fees and taxes. Two public budget hearings are held in September prior to the adoption of the budget, set by a very specific calendar outlined in state law. At the conclusion of the second public hearing, the BCC makes final budget decisions, establishes tax rates and adopts the budget ordinances for the fiscal year which begins on October 1. During the course of the fiscal year these budgets may be amended through supplemental budget appropriations approved by the BCC, which usually take place during mid-year and at year-end.

FY 2026-27 Proposed Budget and Multi-Year Capital Plan

December - January
Budget forecasting for coming year

July 21
Maximum tax rates adopted by County Commission

January - April
Departmental budget preparation and meetings

August
Notices of Property Taxes mailed; Commission workshops held

March
Mayor's budget address

September 3
First public budget hearing

September 17
Second public budget hearing

May 1
Constitutional Budget Submission

October 1
New budget becomes effective

July 1
Tax Roll Released

July
Proposed Budget presented

THE FY 2026-27 PROPOSED BUDGET

The FY 2026-27 Proposed Budget is balanced at $14.261 billion. The operating budget totals $9.022 billion and is five percent higher than the FY 2025-26 Adopted Budget of $8.576 billion. The tax supported budgets, the Countywide General Fund, Unincorporated Municipal Service Area (UMSA) General Fund, Library System and Fire Rescue Service District budgets, total $4.266 billion, which is 3.8 percent higher than the FY 2025-26 Adopted Budget and represents 49 percent of the total operating budget. The FY 2026-27 Capital Budget, the first programmed year of the Proposed Multi-Year Capital Plan, totals $5.240 billion, which is approximately 12.49 percent higher than the FY 2025-26 Adopted Budget of $4.658 billion. The County's Multi-Year Capital Plan totals $46.699 billion and includes 519 active capital programs. The strategic priority with the largest capital spending plans are Investment in Infrastructure ($1.960 billion), An Economy that Works for All ($1.557 billion), and Risk Reduction and Resilience ($962 million). Unfunded needs in the operating budget total $53.074 million and $22.289 billion of unfunded capital programs.

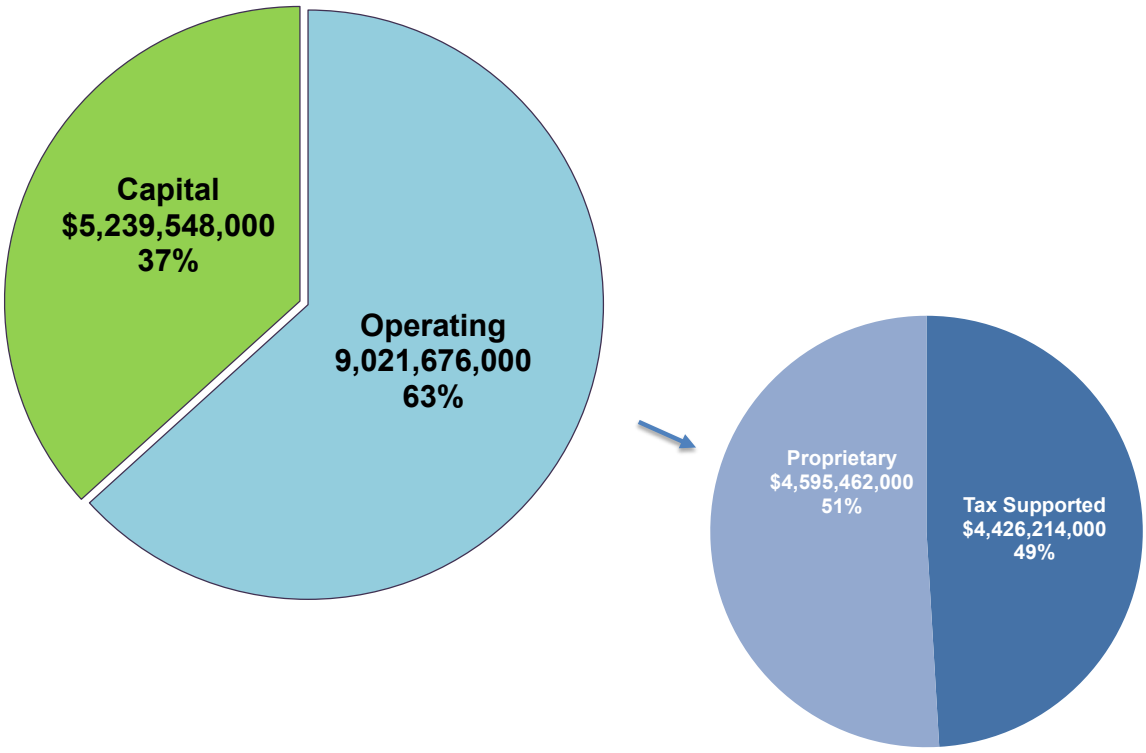

Capital Plan by Strategic Priority

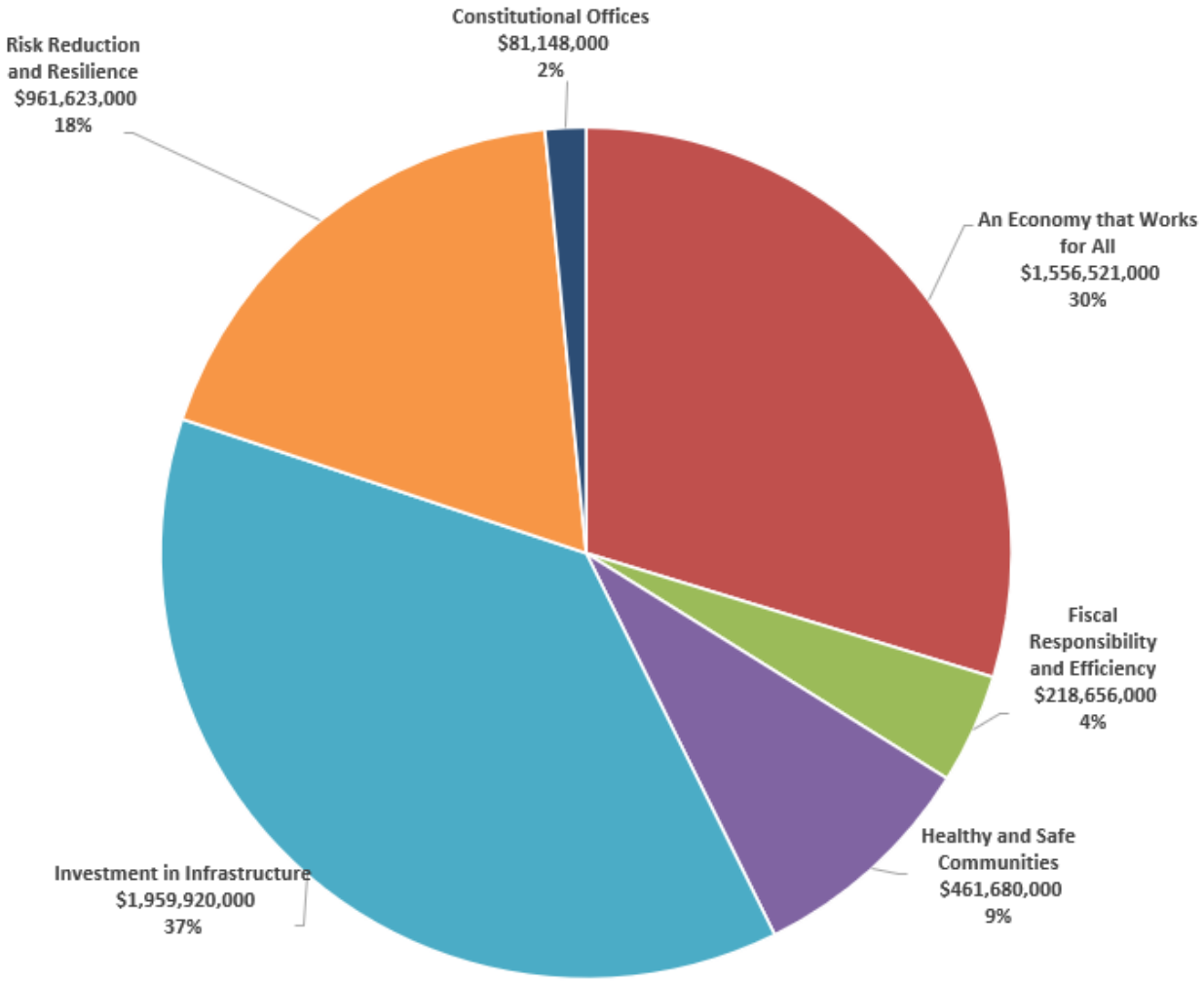

FY 2026-27 Proposed Budget and Multi-Year Capital Plan

REVENUES

Funding Source	Actuals FY 2022-23	%	Actuals FY 2023-24	%	Actuals FY 2024-25	%	Budget FY 2025-26	%	Budget FY 2026-27	%
Proprietary	$3,928,312,000	51	$3,761,552,000	47	$4,937,541,000	51	$ 3,627,142,000	47	$ 3,925,180,000	44
Federal and State Grants	381,479,000	5	427,293,000	5	394,355,000	4	399,428,000	5	358,457,000	4
Property Tax	2,434,775,000	31	2,702,339,000	34	3,027,506,000	32	3,250,797,000	34	3,297,900,000	37
Sales Tax	344,462,000	4	486,720,000	6	471,160,000	5	482,597,000	6	494,146,000	5
Gas Taxes	69,704,000	1	58,371,000	1	72,627,000	1	70,170,000	1	66,315,000	1
Misc. State Revenues	149,121,000	2	144,615,000	2	149,174,000	2	147,955,000	2	154,855,000	2
Miscellaneous	449,188,000	6	436,108,000	5	536,262,000	6	597,517,000	5	724,823,000	8
Total	**$ 7,757,041,000**		**$ 8,016,998,000**		**$ 9,588,625,000**		**$ 8,575,606,000**		**$ 9,021,676,000**	

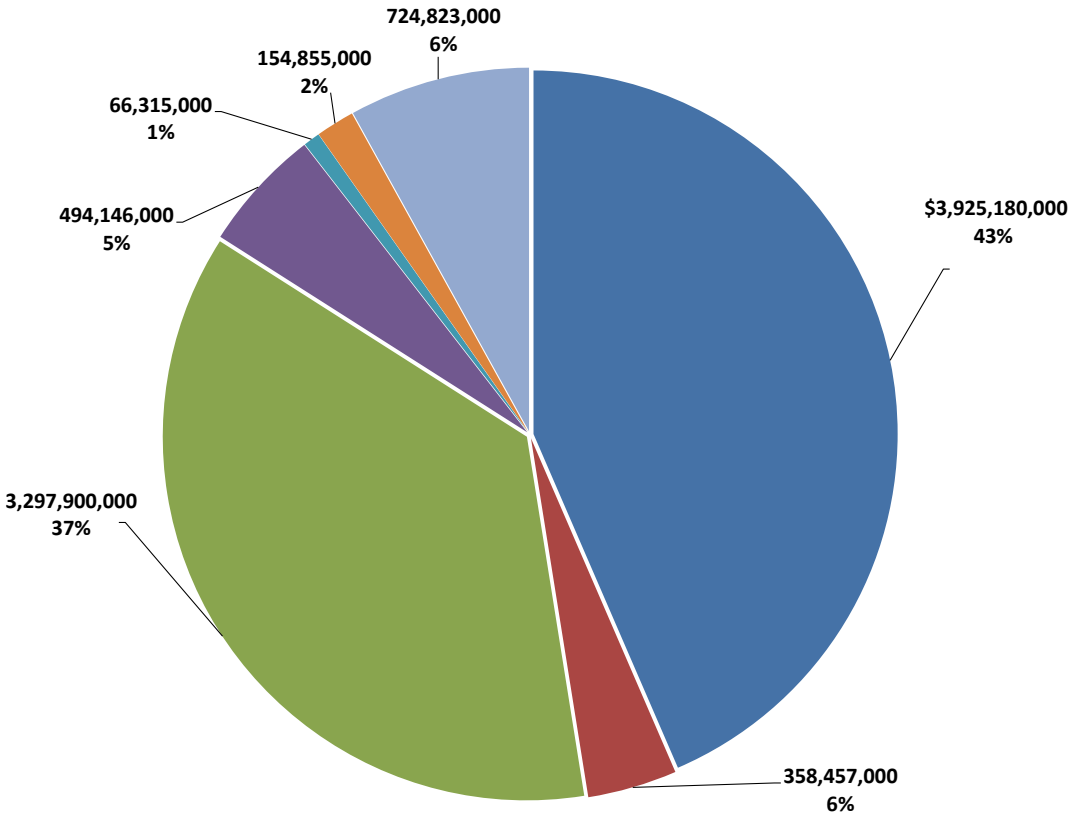

The development of the County Budget is the method for determining the services and the levels of those services you will receive for the next 12 months. It also determines how much you will pay in property taxes and other fees and charges to support those services. Although not the largest source of revenue in the operating budget, the most significant source of discretionary operating revenue to local governments in Florida is property tax revenue. The certified countywide tax roll value change (from the 2025 Preliminary Roll) for FY 2026-27 is an increase of 5.4 percent. In accordance with Article VII to the State Constitution, the increase in property assessments for homestead residential properties was set at 2.7 percent. As a result of a robust real estate market, property tax revenue increased by $120.737 million more than the FY 2025-26 Adopted Budget and is $36.969 less than contemplated in the five-year financial forecast. The change in taxes paid by property owners is affected by four factors:

1. The value of the property (determined by the Office of the Property Appraiser);
2. Adjustments for Article VII of the State Constitution, which limits the growth in the value of residential properties with a homestead exemption to the lesser of the growth in the Consumer Price Index (CPI) or three percent (for FY 2025-26 such growth was the 2.7 percent noted above) and ten percent for non-homesteaded properties, respectively;
3. The amount of value that is not subject to taxes (e.g., the $50,000 homestead exemption, the additional homestead exemptions for senior citizens who meet income and ownership criteria as described above, the $25,000 exemption for personal property); and
4. The millage rate set by the board of the taxing jurisdiction.

According to state law, the Property Appraiser determines the market value of each property in Miami-Dade County as of January 1 each year. Then Article VII adjustments are applied to calculate the assessed value. Finally, exemptions are applied to reach the taxable value. The taxable value is then multiplied by the millage rates set by the BCC and by other taxing authorities in September to determine the amount of property taxes that must be paid for the property when the tax notice is mailed in November by the Office of the Tax Collector.

While the Miami-Dade Tax Collector is responsible under state law to collect all taxes imposed within geographic Miami- Dade County, the County government itself levies only certain taxes on the tax notice. Table 1.1 shows the millage rates and taxes that a residential property located in unincorporated Miami-Dade with an assessed value of $200,000, a $50,000 homestead exemption (HEX) and a taxable value after the HEX of $150,000 would pay in FY 2025-27. These rates include debt service, as well as operating millage rates.

TABLE 1.1 FY 2026-27 Operating and Debt Service Tax Rates and Calculated Taxes for a Property with a Taxable Value of $150,000 in Unincorporated Miami-Dade County (Taxes are rounded to the nearest dollar)

Authority	Millage Rate	Tax	Percent of Total
Countywide Operating	4.5740	$686	27.1%
UMSA Operating	1.9090	$286	11.3%
Fire Rescue Operating	2.3965	$359	14.2%
Library System	0.2812	$42	1.7%
Countywide Debt Service	0.3937	$59	2.3%
Total to County	**9.5544**	**$1,432**	**56.6%**
Other (School Board, Children's Trust, Everglades Project, Okeechobee Basin, S. Fl. Water Mgmt. District, Florida Inland Navigation District)	7.3539	$1,102	43.4%
Total	**16.9083**	**$2,534**	**100%**

Using the example above, of the $1,432 of property tax collected, $686 or 27 percent is used for countywide services, $687 for UMSA, Fire Rescue, and Library services (city-type services) and $59 for Countywide Debt Service. Overall, the County levies 56.6 percent of the property taxes for a property in UMSA.

For residents of municipalities, the same rates would apply, except the individual municipal millage rate would be used in place of the UMSA rate. Also, some municipalities are not in the Fire Rescue Service District or Library System and their residents pay for those services through their municipal millage rates or fees. The County levies less than half of the property taxes for the majority of properties in municipalities. All residents in Miami-Dade County pay property taxes for the regional taxing jurisdictions such as Public Schools, The Children’s Trust and others.

BUDGETS OF THE FOUR TAXING JURISDICTIONS

As the chart above displays, ad valorem revenues comprise the majority of the Library, Fire Rescue and Countywide budgets.

Proprietary agencies are supported entirely from fees and charges generated by their operations (as in the case of Aviation); by a special property tax (i.e. Miami-Dade Fire Rescue Service District and Library System); a special assessment (e.g. solid waste collection services in Department of Solid Waste Management (DSWM); or by proprietary revenue, including grants, which augment a General Fund subsidy (e.g. Parks, Recreation and Open Spaces (PROS) and Animal Services). Certain proprietary revenues also support functions in multiple departments, such as stormwater utility revenues, local option gas and tourist tax revenues (as described in Appendices L and M). Proprietary operations, such as the Seaport and the Water and Sewer Department (WASD), will grow to the extent that their activity and operating revenues permit. All rate adjustments are discussed in individual departmental narratives.

- The residential solid waste collection fee will remain at $702 per household in the waste collection service area; solid waste contracted, and non-contracted disposal fees are programmed to increase by no more than four percent
- Water and wastewater retail bills will continue an approach that results in a rate that is reflective of actual usage combined with the consideration of mandated capital investments; rate structures for all tiers of residential, multi-family and non-residential customers will be increased; the wholesale water rate will increase to $2.5089 from $2.4678, or by $0.0411 per thousand gallons; the wastewater wholesale rate will increase to $4.8181 from $4.5351 per thousand gallons, or by $0.2830 per thousand gallons
- The Seaport is adjusting fees according to existing contractual agreements

As previously mentioned, the proprietary departments pay an administrative reimbursement payment to the general fund. The administrative reimbursement payment is calculated by determining the percentage of the entire general fund represented by the internal support functions that serve the whole County and all departments. This percentage is then applied to the operating budget of the proprietary functions. In FY 2026-27, this rate decreased to 2.61 percent from 2.64 percent. The payment from the Miami-Dade Aviation Department (MDAD) is calculated utilizing a unique basis determined in concert with the Federal Aviation Administration. Consistent with past practices, administrative reimbursement revenue has been allocated between the countywide and unincorporated area budgets in the same proportion as the administrative expenses they support 79 percent Countywide and 21 percent UMSA. Countywide or regional services represent a larger portion of the budget as the resources to support UMSA services are further limited.

The Proposed Capital Budget and Multi-Year Capital Plan is supported largely by debt issuances backed by proprietary revenues, such as water and wastewater charges and the fees at the Airports and Seaport. There are also programs funded by impact fees, grants and debt backed by non-ad valorem revenues such as tourist taxes and sales and utility taxes. General obligation bonds – payable from ad valorem revenues approved by referendum –support the Building Better Communities General Obligation Bond Program (BBC GOB), Safe Neighborhood Parks Program (SNP) and the Jackson Miracle Bond Program projects. A separate millage rate is charged to pay the annual debt service to support these programs.

The Proposed Capital Budget includes projected capital financings that are planned for the next 12 months. While we have estimated the debt service payments necessary to support these issuances, the financial markets are very unpredictable so final amounts for these proposed transactions will be determined when the authorizing legislation is presented to the BCC for approval at the time the transactions are priced in the market.

FY 2026-27 Proposed Budget and Multi-Year Capital Plan

EXPENDITURES

Funding Use	Actuals FY 2022-23	%	Actuals FY 2023-24	%	Actuals FY 2024-25	%	Budget FY 2025-26	%	Budget FY 2026-27	%
Policy Formulation	$ 64,782,000	1	$ 72,661,000	1	$ 80,175,000	1	$ 104,037,000	1	$ 110,317,000	1
Constitutional Office		0	72,171,000	1	1,137,196,000	15	1,292,838,000	15	1,381,682,000	15
An Economy That Works for All	1,188,523,000	18	1,278,376,000	18	1,450,118,000	19	1,501,491,000	18	1,665,276,000	18
Healthy and Safe Communities	3,409,956,000	52	3,728,331,000	52	2,401,353,000	32	3,264,010,000	38	3,052,694,000	34
Investment in Infrastructure	1,733,327,000	26	1,860,903,000	26	2,106,393,000	28	2,052,748,000	24	2,233,458,000	25
Risk Reduction and Resilience	6,582,000	0	11,904,000	0	10,183,000	0	56,146,000	1	94,154,000	1
Fiscal Responsibility and Efficiency	194,213,000	3	203,320,000	3	414,800,000	5	304,336,000	4	484,095,000	5
Total	**$ 6,597,383,000**		**$ 7,227,666,000**		**$ 7,600,218,000**		**$ 8,575,606,000**		**$ 9,021,676,000**	

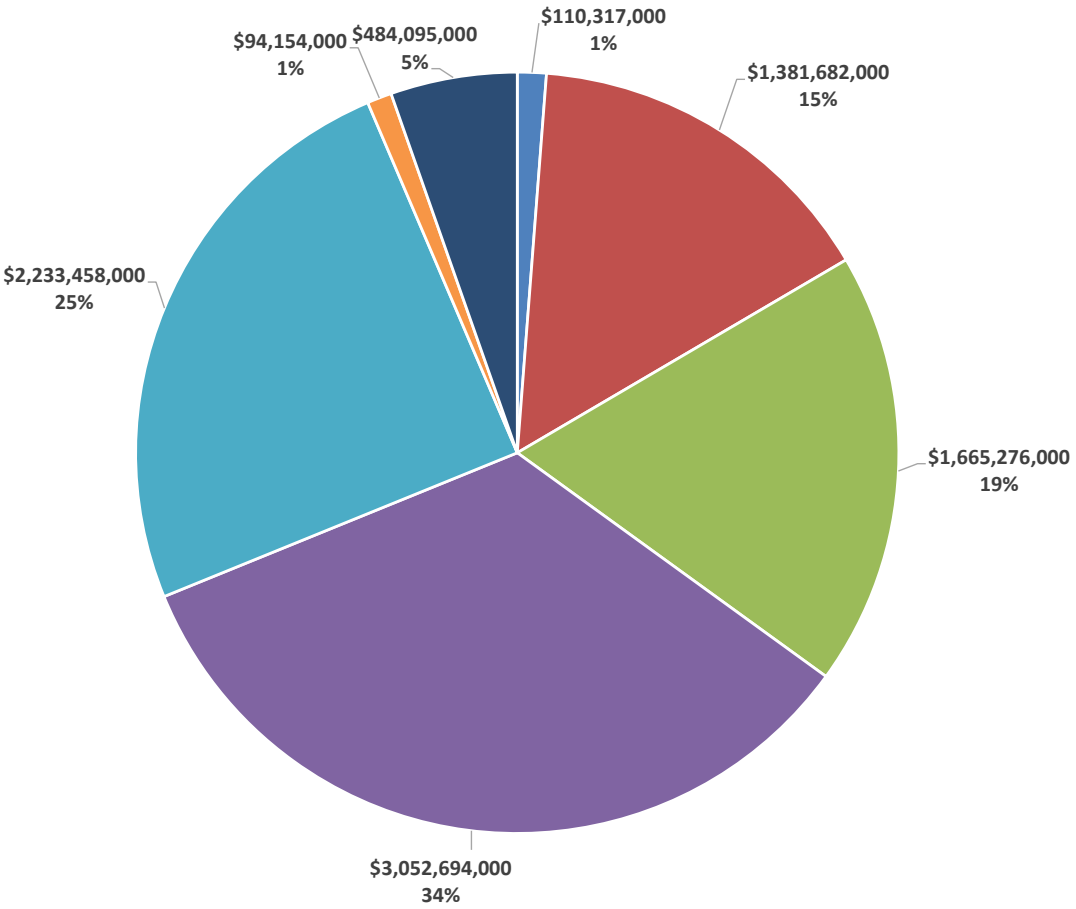

We plan our annual budgets to ensure that our services are sustainable within the expected revenues over a five-year period. While the five-year financial forecast should not be considered a five-year budget, it is a tool we use to determine whether we can sustain current service levels and absorb new costs coming on-line as our capital plans mature. *This forecast is now balanced throughout the five-year period for the Fire and Library taxing jurisdictions. The Countywide and UMSA budget forecasts are not balanced, beginning in FY 2027-28, due to a conservative approach to project recurring revenues that are unable to cover recurring expenditures as well as the beginning of a series of extraordinary transfers for the Department of Transportation and Public Works.*

FIVE-YEAR FINANCIAL OUTLOOK

The FY 2026–27 Proposed Budget continues the County's commitment to funding ongoing operations primarily through recurring revenue sources. The Five-Year Financial Outlook serves as a planning tool to evaluate future fiscal conditions and identify potential challenges that may require strategic attention. Through thoughtful resource planning and allocation, the County is able to assess long-term revenue and expenditure trends, helping to prioritize investments that support essential community services and needs.

In past years, Miami-Dade County has experienced strong growth in property tax revenues, driven by sustained demand in the local real estate market and the County's continued appeal as a premier place to live, work, and visit. For this year, property values and associated revenues have increased at a slower rate than past years, with economic conditions stabilizing and returning to more steady growth patterns.

This Five-Year Financial Outlook reflects current service levels and highlights fiscal challenges that will be addressed annually through the budget development process. The forecast includes projections for the County's four taxing jurisdictions and is intended as a framework for future financial planning and analysis rather than a five-year operating budget.

The forecast is balanced throughout the five-year period for both the Fire Rescue and Library Districts. At this time and for purposes of this summary, the Countywide General Fund and UMSA General Fund forecasts are not balanced, beginning in FY 2027-28, due to a conservative approach of projecting recurring revenues, in tandem with the market conditions, which are unable to cover recurring expenditures. As a result of the voter-approved Amendment 10 to the Florida Constitution, we have contemplated a base level of service activities for the ongoing operations of the constitutional elected offices, which began January 7, 2025. This five-year outlook does not capture any additional and/or future requests for these Offices other than regular growth based on historical expenditure trends; those additional requests are considered and determined separately. It is important to note that there are numerous factors that contribute to the shortfall. Most notably, in FY 2027-28 there are substantial anticipated impacts from enacted legislation at the State level, a continued uncertainty with federal funding, increases to healthcare costs, and a steady decline of other revenues to go along with a conservative approach to forecasting. Also taken into consideration for purposes of the forecast, are potential operating costs associated with the new Mental Health Facility, beginning in FY 2029-30.

<u>Not contemplated in the five-year forecast</u> is the potential impact of the statewide property-tax reform ballot measure being considered by voters in November 2026. If approved, the proposed amendment would negatively impact ad valorem revenues beginning in FY 2027-28, which, in turn, could impact essential services.

Property Tax-Supported Budgets

Over the past several years the growth of ad valorem revenues had exceeded projections because of strong tax roll growth. In FY 2026-27, the tax roll growth rate has stabilized. As such, the tax roll growth rates assumed for this five-year outlook project a 5.5 percent growth for the Countywide, UMSA, Library and Fire taxing jurisdictions in FY 2027-28 and 5.0 percent in FY 2028-29 through FY 2031-32. Our assumptions utilize flat millage (tax) rates for the forecast period based on the FY 2025-26 adopted rates.

Another significant limitation on fully realizing the benefits of the County's ad valorem growth is the increasing financial obligation tied to the Tax Increment Financing (TIF) payments to the 15 Community Redevelopment Agencies (CRA). Over time, these payments have grown considerably, closely tracking the rise in property values within CRA boundaries. While CRAs serve an important purpose in revitalizing needed communities, the resulting diversion of revenue limits the County's capacity to reinvest that growth into essential countywide priorities and services. These projections do not account for the creation of new CRAs, expansion of existing boundaries, or extensions of sunset dates.

As illustrated in the subsequent schedules, revenue and expenditure projections reflect a trajectory of moderate growth. This data is strictly informational and does not constitute a formal five-year budget. Long-term assumptions are inherently subject to rapid adjustment in response to global economic shifts, evolving service demands, environmental emergencies, and other unpredictable contingencies.

Our forecast does not include funding or adjustments for future collective bargaining agreements. Other personnel-related costs that have greatly impacted our forecasts are the costs of employee health care, Florida Retirement System payments and workers' compensation insurance. Over the next few years, we are projecting increases to the rates to maintain statutorily required reserves in our self-insurance fund.

We have identified $53.074 million in unmet service needs based on our strategic plan which are not addressed in this forecast. These unmet needs are detailed within each departmental narrative in Volumes 2 and 3.

Assumptions

Millage Rates

Operating millage rates for all four taxing jurisdictions are kept at the FY 2025-26 Adopted levels.

Tax Roll Growth

The Countywide, UMSA, Library and Fire property tax rolls are anticipated to grow 5.5 percent for the Countywide, UMSA, Library and Fire taxing jurisdictions in FY 2027-28 and 5.0 percent in FY 2028-29 through FY 2031-32.

Inflation

Fiscal Year	Inflation Adjustment
2028	3.0%
2029	3.0%
2030	3.0%
2031	3.0%
2032	3.0%

Service Levels

It is assumed that proposed levels of service will continue, as adjusted for known expansions.

General Fund Contribution (Department of Transit and Public Works)

The General Fund contributions to the SMART Plan have been adjusted from the FY 2025-26 Adopted Pro Forma. The plan will continue to assume a series of transfers above the General Fund contribution.

New Facilities

The five-year financial outlook includes future libraries at Chuck Pezoldt Park and in Key Biscayne. Also included is a new Fire Rescue Station 72 in Florida City, Station 77 at the Homestead Air Force Base and Station 83 in East Medley.

Personnel cost growth:

Health insurance and workers' compensation insurance increases reflect necessary adjustments to fund self-insurance expenses and fund reserves.

Emergency Contingency Reserve:

It is anticipated the County will continue making contributions through the extent of the five-year outlook.

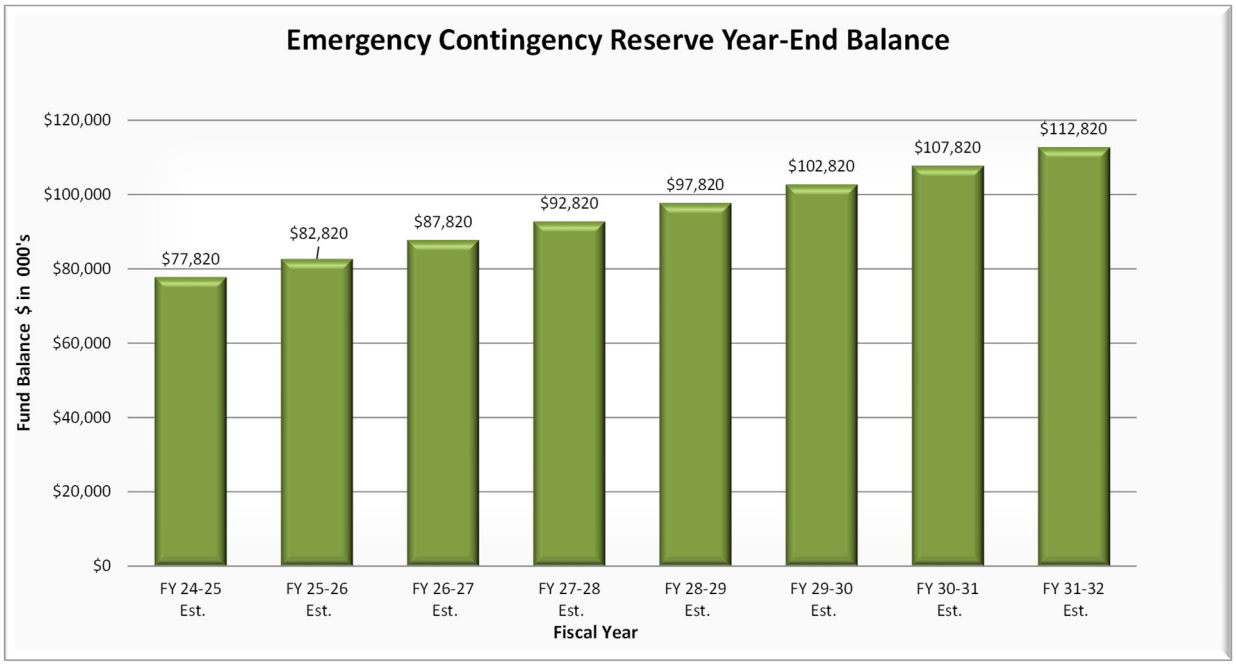
Emergency Contingency Reserve Year-End Balance
Fund Balance $ in 000's
$120,000
$100,000
$80,000
$60,000
$40,000
$20,000
$0
$77,820
$82,820
$87,820
$92,820
$97,820
$102,820
$107,820
$112,820
FY 24-25 Est.
FY 25-26 Est.
FY 26-27 Est.
FY 27-28 Est.
FY 28-29 Est.
FY 29-30 Est.
FY 30-31 Est.
FY 31-32 Est.
Fiscal Year

REVENUE FORECAST

COUNTYWIDE REVENUE FORECAST

Property Tax

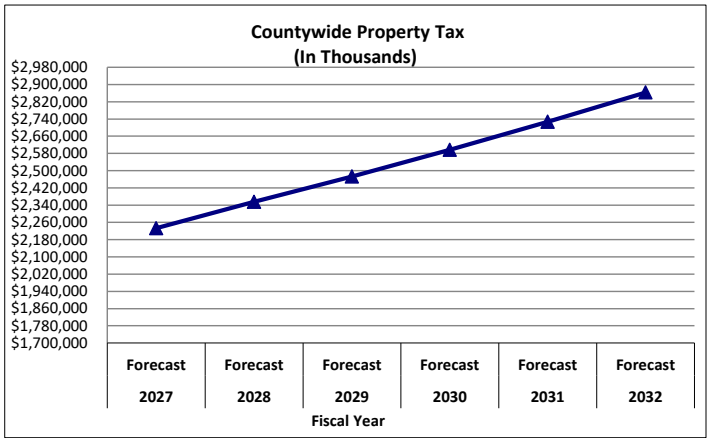

Description: Tax is levied on all nonexempt real and personal property in the county. Property tax revenues are calculated by multiplying the taxing jurisdiction's tax roll (as certified by the Miami-Dade County Property Appraiser's Office) by the adopted/forecasted millage for the fiscal year.

Fiscal Year	Growth
2027-28	5.50%
2028-29	5.00%
2029-30	5.00%
2030-31	5.00%
2031-32	5.00%

Comments: Growth based on expected tax roll performance.

Gas Tax

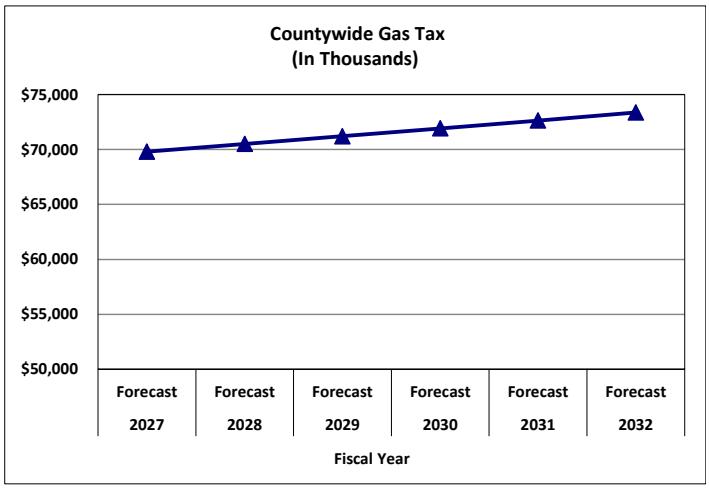

Description: Revenues comprised of the Constitutional Gas Tax, Local Option Gas Taxes and County Gas Tax.

Fiscal Year	Growth
2027-28	1.00%
2028-29	1.00%
2029-30	1.00%
2030-31	1.00%
2031-32	1.00%

Comments: Revenues include only Miami-Dade County's allocation and do not include revenues which accrue to municipalities. Projections based on population growth.

State Revenue Sharing

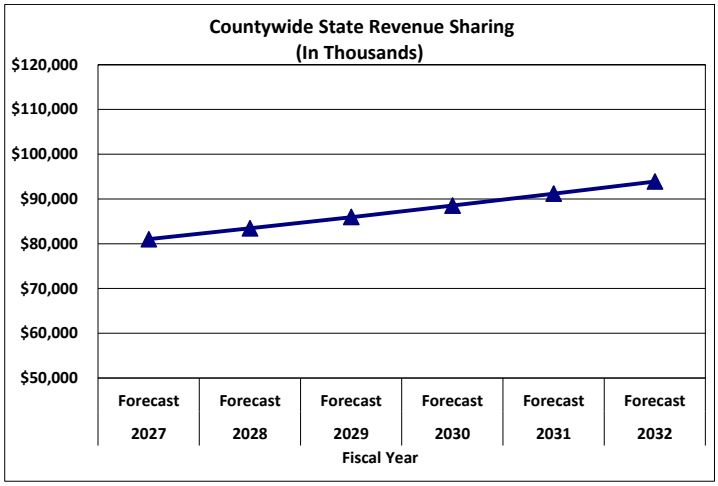

Description: At the State level, the County Revenue Sharing Trust Fund is made of 2.9 percent of the net cigarette tax collections and 2.081 percent of State sales tax collections.

Fiscal Year	Growth
2027-28	3.00%
2028-29	3.00%
2029-30	3.00%
2030-31	3.00%
2031-32	3.00%

Comments: Projections based on historical trends.

Administrative Reimbursement

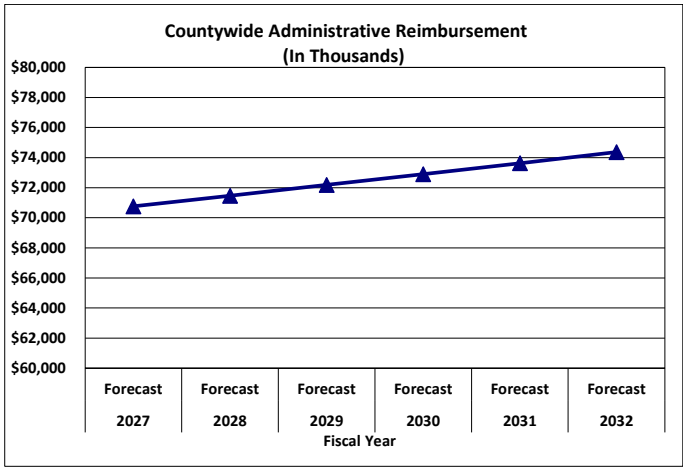

Description: Comprised of payments from proprietary operations towards County overhead.

Fiscal Year	Growth
2027-28	1.00%
2028-29	1.00%
2029-30	1.00%
2030-31	1.00%
2031-32	1.00%

Sales Tax

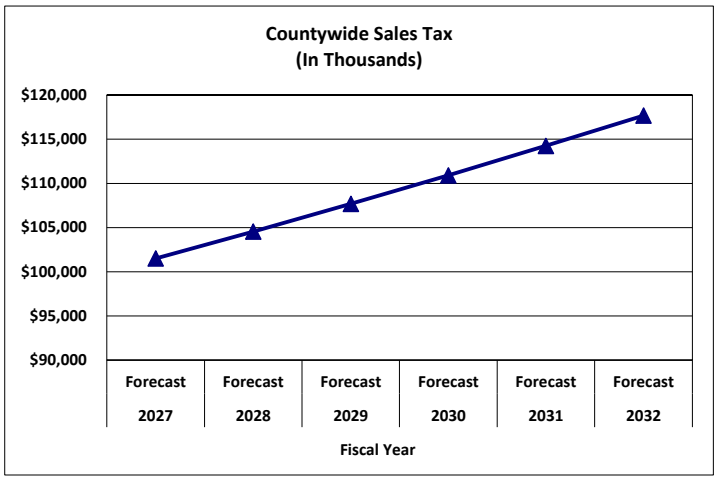

Description: The program consists of an ordinary distribution based on 9.6 percent of net sales tax revenues pursuant to F.S. 212.20 (6). Allocation to municipalities and to the Countywide and UMSA jurisdictions is based on formula established by State law.

Fiscal Year	Growth
2027-28	3.00%
2028-29	3.00%
2029-30	3.00%
2030-31	3.00%
2031-32	3.00%

Comments: Projections based on historical trends. Forecast does include impact of new state legislation, adopted in July 2025, excluding certain commodities from sales tax collection.

UMSA REVENUE FORECAST

Property Tax

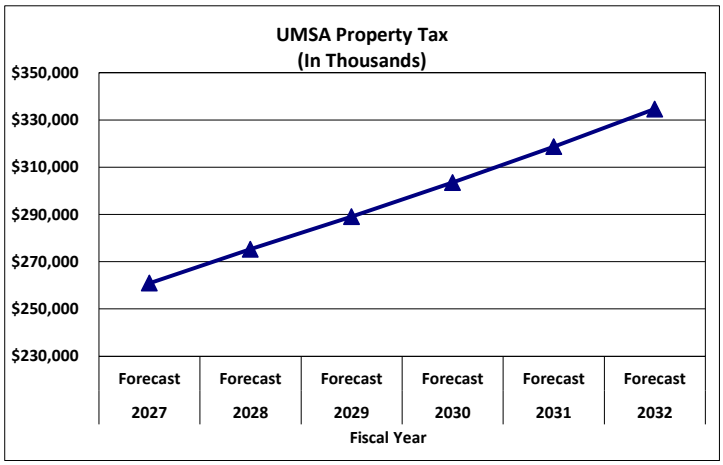

Description: Tax is levied on all non-exempt real and personal property in county. Property tax revenues are calculated by multiplying the taxing jurisdiction's tax roll (as certified by the Miami-Dade County Property Appraiser's Office) by the adopted/forecasted millage for the fiscal year.

Fiscal Year	Growth
2027-28	5.50%
2028-29	5.00%
2029-30	5.00%
2030-31	5.00%
2031-32	5.00%

Comments: Growth based on expected tax roll performance.

Utility Tax

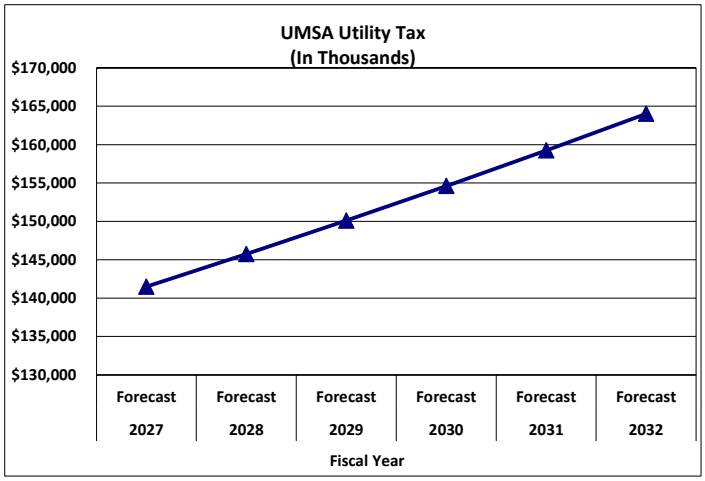

Description: Also known as Public Service Tax. Pursuant to F.S. 166.235. Municipalities are authorized to levy by ordinance a Public Service Tax on the purchase of electricity, metered natural gas, liquefied petroleum and water service.

Fiscal Year	Growth
2027-28	3.00%
2028-29	3.00%
2029-30	3.00%
2030-31	3.00%
2031-32	3.00%

Comments: Revenues are considered 100 percent UMSA. Projections based on historical trends.

Communications Tax

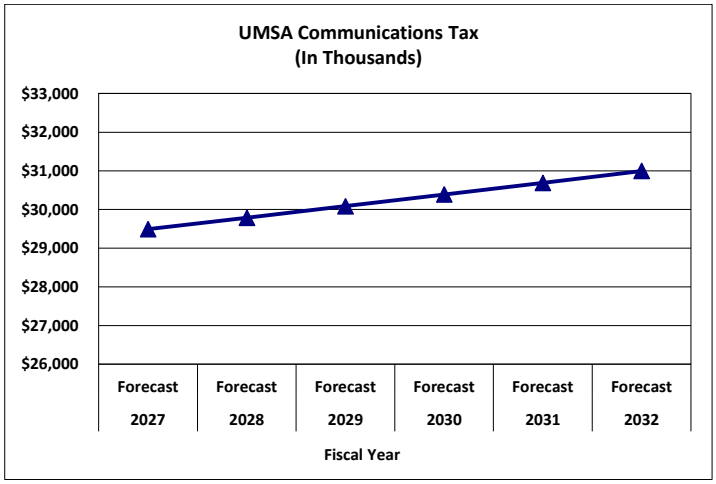

Description: Also known as the unified or simplified tax. Replaces utility tax on telephone and other telecommunication services, the cable television franchise fee, telecommunications franchise fee and communications permit fee.

Fiscal Year	Growth
2027-28	1.00%
2028-29	1.00%
2029-30	1.00%
2030-31	1.00%
2031-32	1.00%

Comments: Revenues are considered 100 percent UMSA. Projections based on historical trends.

State Revenue Sharing

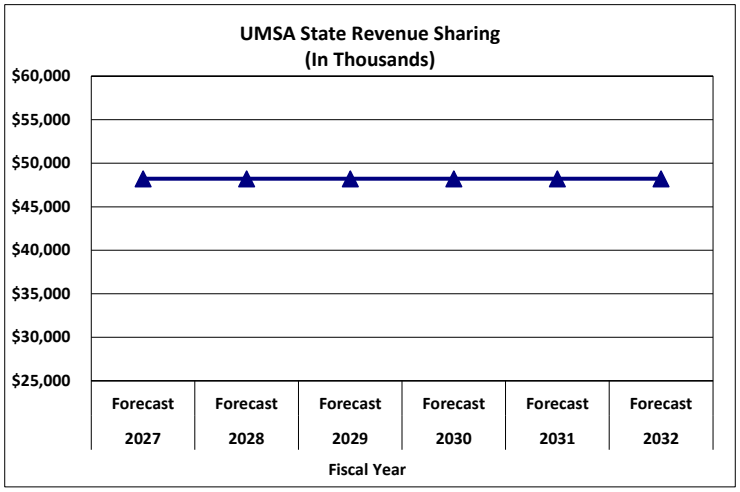

Description: An apportionment factor is calculated for each eligible municipality using a formula consisting of the following equally weighted factors: adjusted municipal population, municipal sales tax collections and municipality's relative ability to raise revenue. For UMSA, distributions have been fixed per State Statute.

Fiscal Year	Growth
2027-28	0.00%
2028-29	0.00%
2029-30	0.00%
2030-31	0.00%
2031-32	0.00%

Administrative Reimbursement

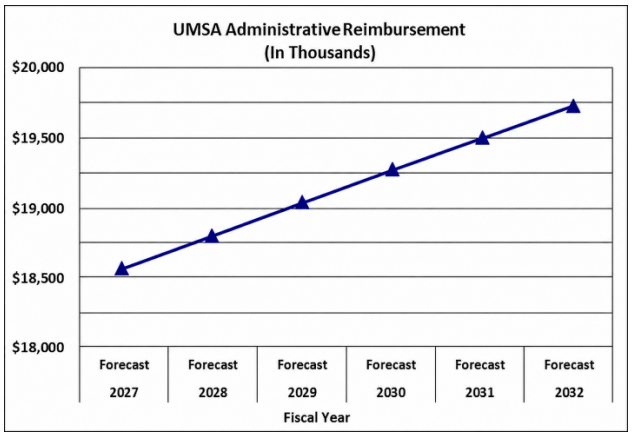

Description: Comprised of payments from proprietary operations towards County overhead.

Fiscal Year	Growth
2027-28	1.00%
2028-29	1.00%
2029-30	1.00%
2030-31	1.00%
2031-32	1.00%

Sales Tax

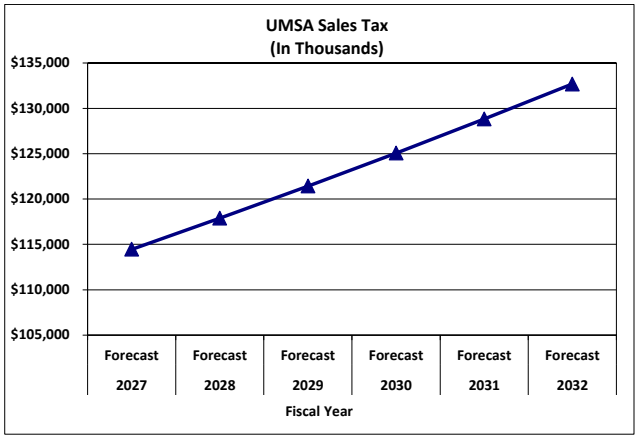

Description: The program consists of an ordinary distribution based on 9.6 percent of net sales tax revenues pursuant to F.S. 212.20 (6). Allocation to municipalities and to the Countywide and UMSA jurisdictions is based on formula established by State law.

Fiscal Year	Growth
2027-28	3.00%
2028-29	3.00%
2029-30	3.00%
2030-31	3.00%
2031-32	3.00%

Comments: Projections based on historical trends. Forecast does include impact of new state legislation, adopted in July 2025, excluding certain commodities from sales tax collection.

FIRE DISTRICT REVENUE FORECAST

Property Taxes

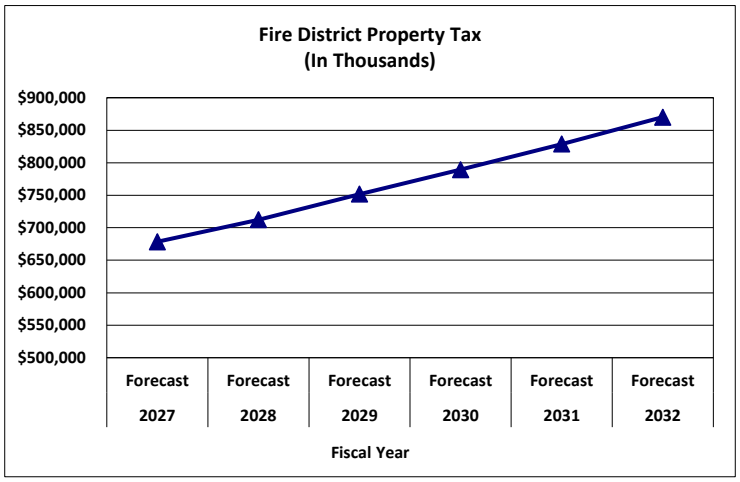

Description: Tax is levied on all non-exempt real and personal property in the Fire Rescue Taxing District. Property tax revenues are calculated by multiplying the taxing jurisdiction's tax roll (as certified by the Miami-Dade County Property Appraiser's Office) by the adopted/forecasted millage for the fiscal year.

Fiscal Year	Growth
2027-28	5.50%
2028-29	5.00%
2029-30	5.00%
2030-31	5.00%
2031-32	5.00%

Comments: Growth based on expected tax roll performance.

Transport Fees

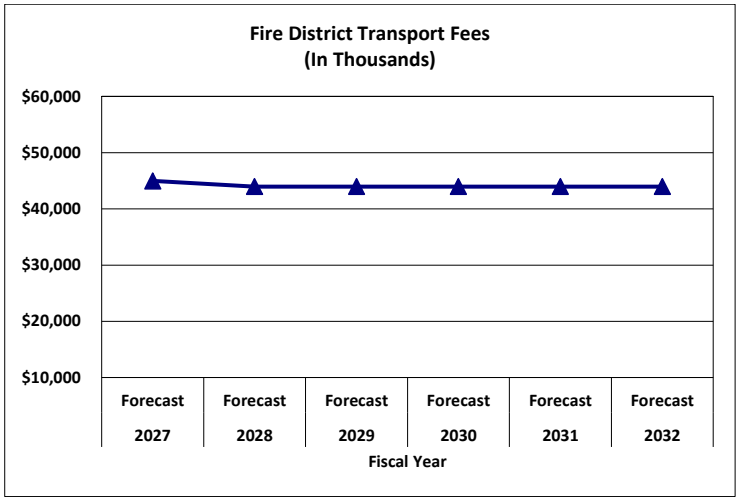

Description: Fees charged to individuals transported by Fire Rescue units.

Fiscal Year	Growth
2027-28	0.00%
2028-29	0.00%
2029-30	0.00%
2030-31	0.00%
2031-32	0.00%

Comments: Projections based on historical trends.

Other Miscellaneous

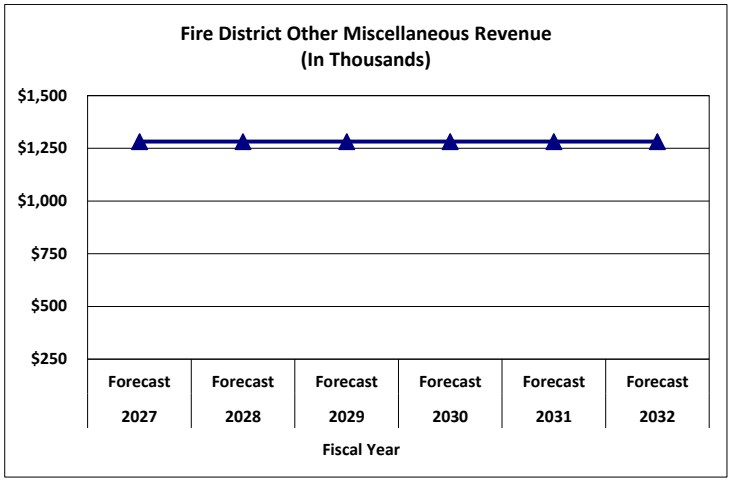

Description: Includes grants, plans review fees and inspection service charges.

Fiscal Year	Growth
2027-28	0.00%
2028-29	0.00%
2029-30	0.00%
2030-31	0.00%
2031-32	0.00%

LIBRARY DISTRICT REVENUE FORECAST

Property Taxes

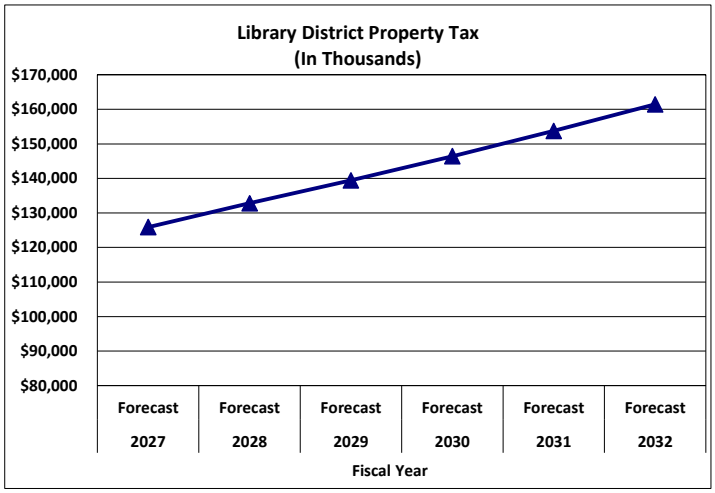

Description: Tax is levied on all non-exempt real and personal property in the Library Taxing District. Property tax revenues are calculated by multiplying the taxing jurisdiction's tax roll (as certified by the Miami-Dade County Property Appraiser's Office) by the adopted/forecasted millage for the fiscal year.

Fiscal Year	Growth
2027-28	5.50%
2028-29	5.00%
2029-30	5.00%
2030-31	5.00%
2031-32	5.00%

Comments: Growth based on expected tax roll performance.

FY 2026-27 Proposed Budget and Multi-Year Capital Plan

EXPENDITURE FORECAST

COUNTYWIDE EXPENSE FORECAST

Policy Formulation

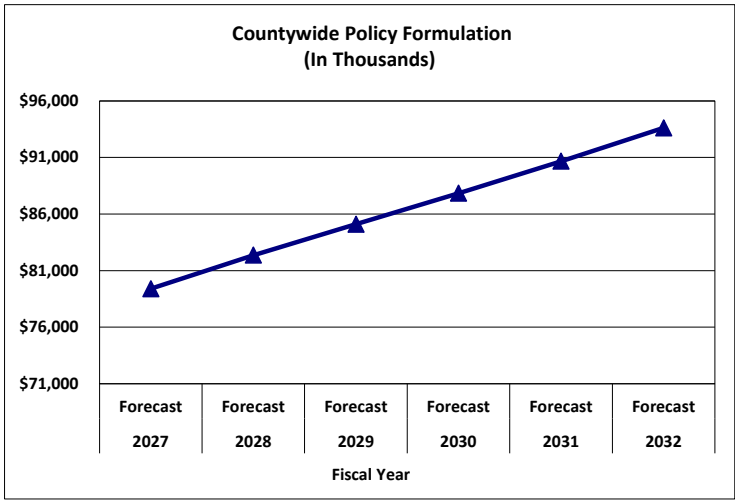

Description: Consists of the Office of the Mayor, Board of County Commissioners and County Attorney.

Fiscal Year	Growth
2027-28	3.70%
2028-29	3.30%
2029-30	3.20%
2030-31	3.20%
2031-32	3.20%

Comments: Growth based on the County's inflationary rate.

Constitutional Offices

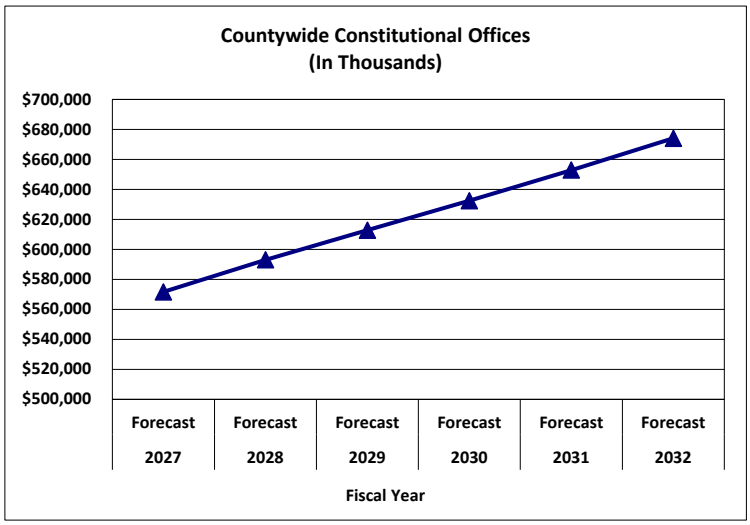

Description: Consists of Clerk of the Court and Comptroller, Property Appraiser, Sheriff's Office, and Supervisor of Elections.

Fiscal Year	Growth
2027-28	3.70%
2028-29	3.30%
2029-30	3.20%
2030-31	3.20%
2031-32	3.20%

Comments: Growth based on operational needs of the Constitutional Officers and the availability of funding to support those requirements.

FY 2026-27 Proposed Budget and Multi-Year Capital Plan

Healthy and Safe Communities

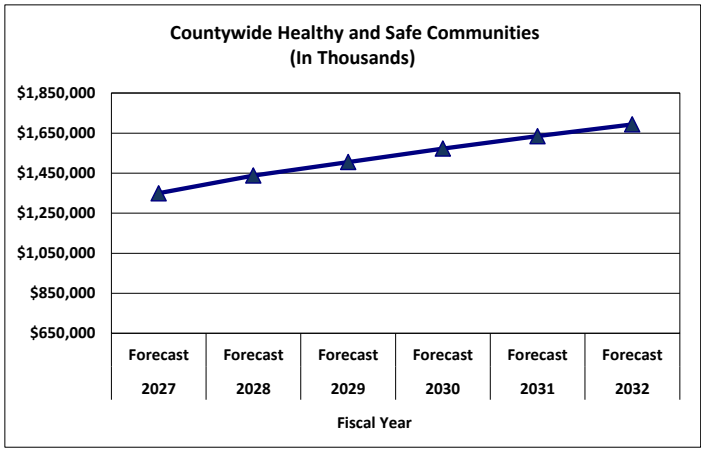

Description: Consists of Judicial Administration, Corrections and Rehabilitation, Fire Rescue, Medical Examiner, Animal Services, Community Services, Homeless Trust, Cultural Affairs, Homeless Trust, Library, Parks, Recreation and Open Spaces, and Public Health Trust (PHT) maintenance of effort payment.

Fiscal Year	Growth
2027-28	6.50%
2028-29	4.70%
2029-30	4.50%
2030-31	3.90%
2031-32	3.60%

Comments: Growth based on County's inflationary rate, annualization of prior year service enhancements, debt service payments, PHT Maintenance of Effort; includes Medicaid adjustment per State legislation provision

Investment in Infrastructure

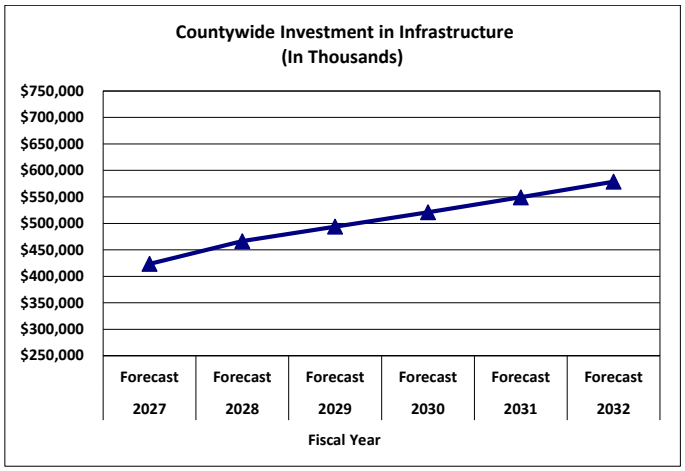

Description: Consists of Department of Transportation and Public Works, Solid Waste Management, and Water and Sewer.

Fiscal Year	Growth
2027-28	10.10 %
2028-29	5.90%
2029-30	5.50%
2030-31	5.40%
2031-32	5.40%

Comments: Growth affected the County's inflationary rate; fund operation of SMART Plan corridors, and the impact of dedicated funding for Mosquito Control.

FY 2026-27 Proposed Budget and Multi-Year Capital Plan

An Economy that Works for All

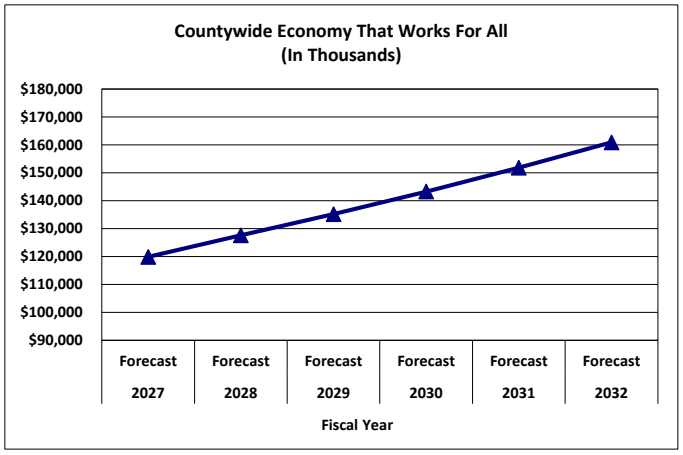

Description: Consists of Aviation, Housing and Community Development, Miami-Dade Economic Advocacy Trust, Regulatory and Economic Resources, Seaport, and Tax Increment Financing payments associated with all Community Redevelopment Areas.

Fiscal Year	Growth
2027-28	6.50%
2028-29	6.00%
2029-30	6.00%
2030-31	6.00%
2031-32	6.00%

Comments: Growth based on the County's inflationary rate, annualization of prior year service enhancements, future capital debt issuances.

Risk Reduction and Resilience

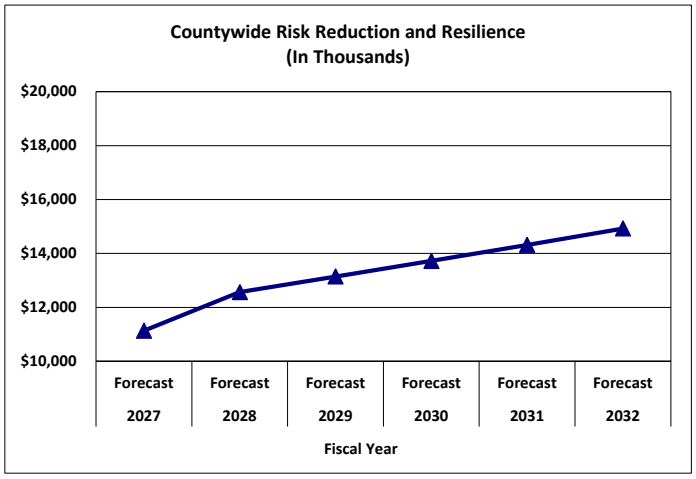

Description: Consists of Emergency Management and Environmental Resources Management.

Fiscal Year	Growth
2027-28	12.80%
2028-29	4.60%
2029-30	4.40%
2030-31	4.30%
2031-32	4.20%

Comments: Growth based on the County's inflationary rates and future debt obligations.

FY 2026-27 Proposed Budget and Multi-Year Capital Plan

Fiscal Responsibility and Efficiency

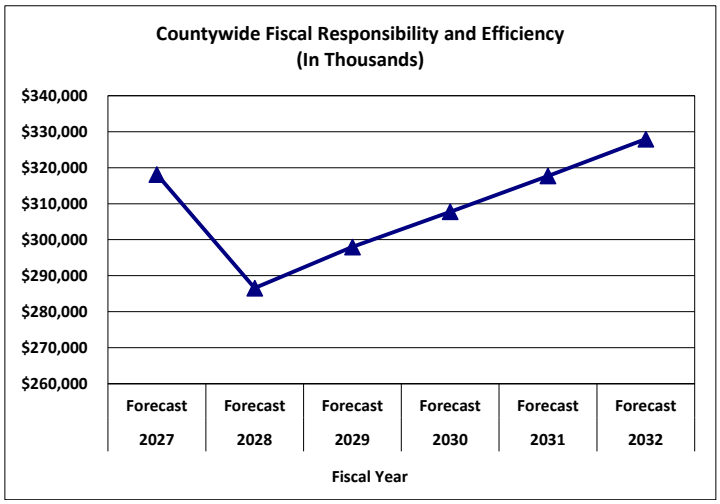

Description: Consists of Internal Compliance, Management and Budget, People and Internal Operations, the Communications, Information and Technology, the Commission on Ethics and Public Trust, Strategic Procurement, and the Inspector General.

Fiscal Year	Growth
2027-28	-9.90%
2028-29	4.00%
2029-30	3.30%
2030-31	3.20%
2031-32	3.20%

Comments: Growth based on the County's inflationary rate, availability payments for the Civil Courthouse Project, transfers to the Countywide Emergency Contingency Reserve; decrease reflects debt obligations placed in proper strategic priority areas.

FY 2026-27 Proposed Budget and Multi-Year Capital Plan

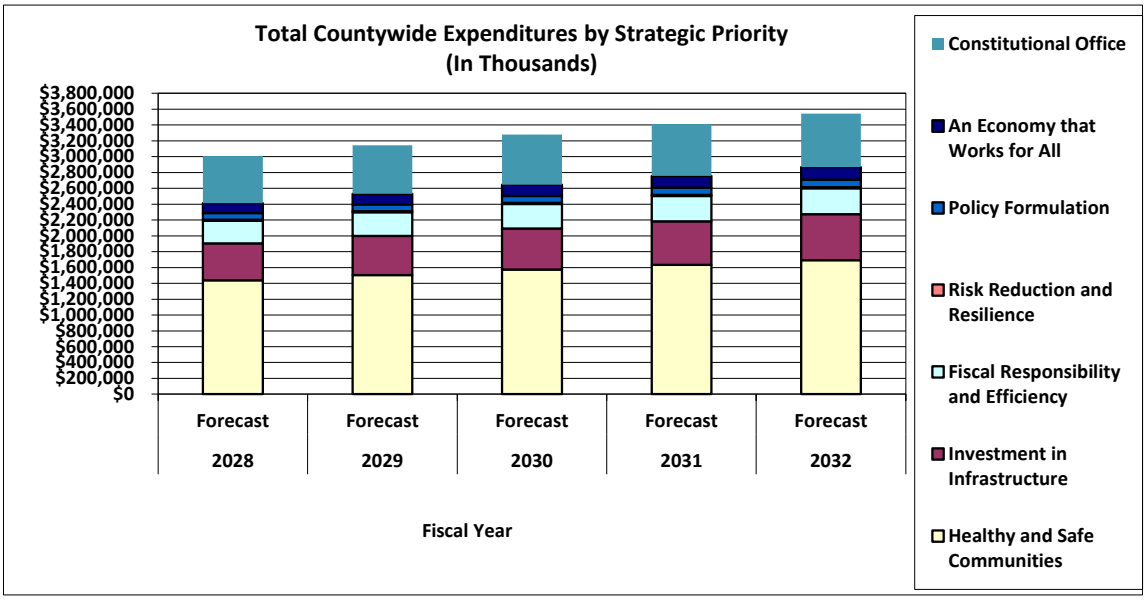

UMSA EXPENSE FORECAST

Policy Formulation

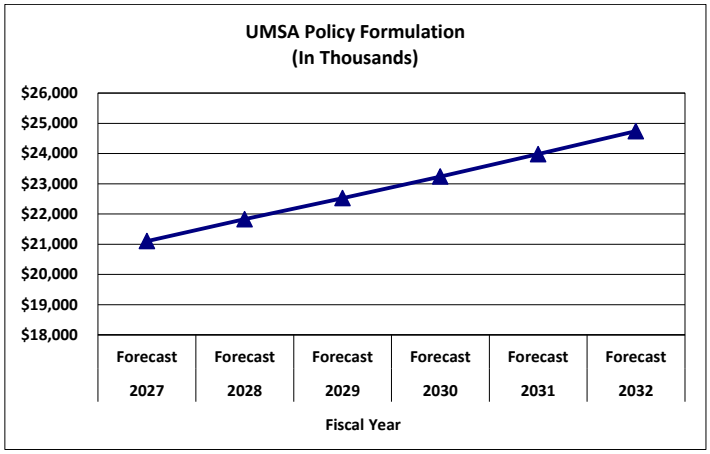

Description: Consists of the Office of the Mayor, Board of County Commissioners and County Attorney.

Fiscal Year	Growth
2027-28	3.40%
2028-29	3.20%
2029-30	3.20%
2030-31	3.20%
2031-32	3.20%

Comments: Growth based on the County's inflationary rate.

FY 2026-27 Proposed Budget and Multi-Year Capital Plan

Constitutional Offices

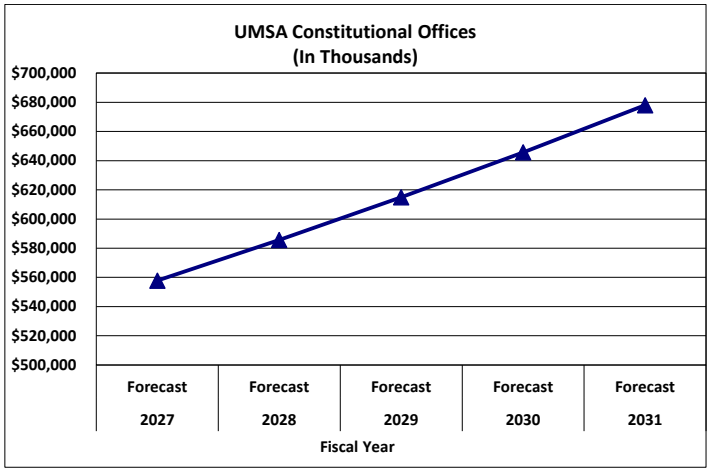

Description: Consists of Sheriff's Office.

Fiscal Year	Growth
2027-28	5.00%
2028-29	5.00%
2029-30	5.00%
2030-31	5.00%
2031-32	5.00%

Comments: Growth based on operational needs of the Constitutional Officers and the availability of funding to support those requirements.

Investment in Infrastructure

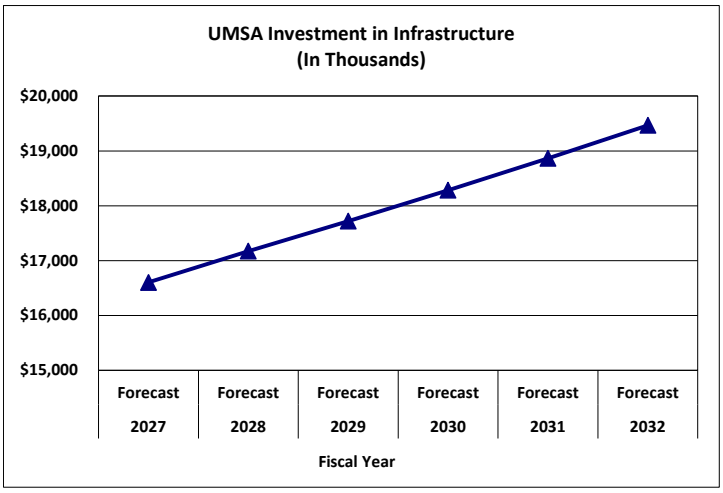

Description: Consists of Department of Transportation and Public Works.

Fiscal Year	Growth
2027-28	3.40%
2028-29	3.20%
2029-30	3.20%
2030-31	3.20%
2031-32	3.20%

Comments: Growth based on the County's inflationary rate.

FY 2026-27 Proposed Budget and Multi-Year Capital Plan

Healthy and Safe Communities

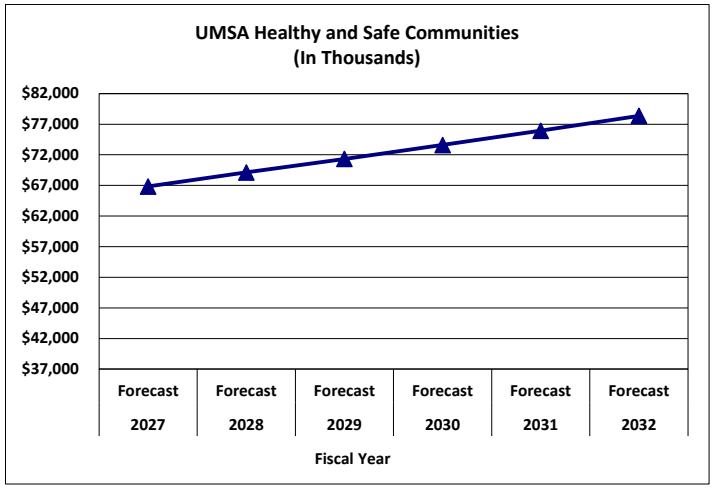

Description: Consists of Parks, Recreation and Open Spaces.

Fiscal Year	Growth
2027-28	3.40%
2028-29	3.20%
2029-30	3.20%
2030-31	3.20%
2031-32	3.20%

Comments: Growth based on the County's inflationary rate and annualization of prior year service enhancements.

Risk Reduction and Resilience

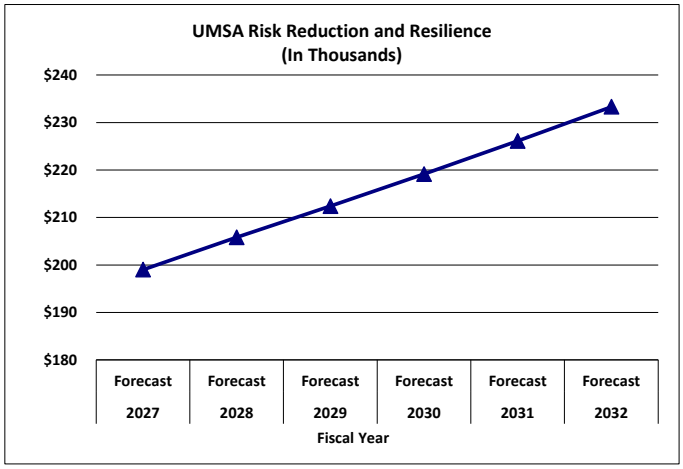

Description: Consists of Environmental Resources Management.

Fiscal Year	Growth
2027-28	3.40%
2028-29	3.20%
2029-30	3.20%
2030-31	3.20%
2031-32	3.20%

Comments: Growth based on the County's inflationary rate.

FY 2026-27 Proposed Budget and Multi-Year Capital Plan

An Economy That Works For All

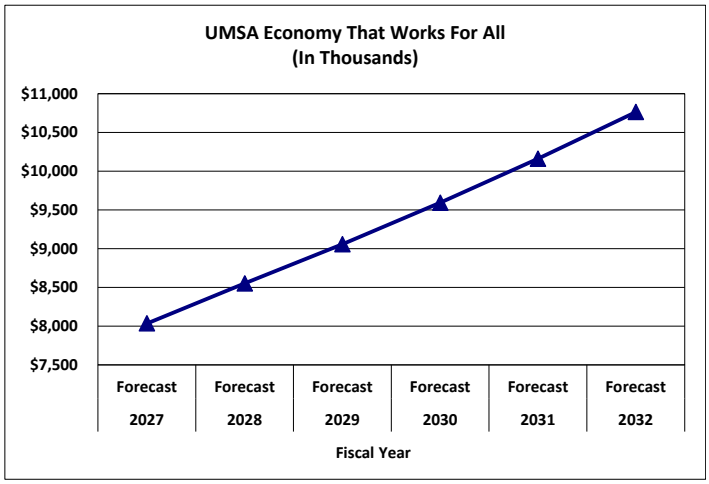

Description: Consists of the Department of Regulatory and Economic Resources and payments associated with all Community Redevelopment Areas

Fiscal Year	Growth
2027-28	6.40%
2028-29	5.90%
2029-30	5.90%
2030-31	5.90%
2031-32	5.90%

Fiscal Responsibility and Efficiency

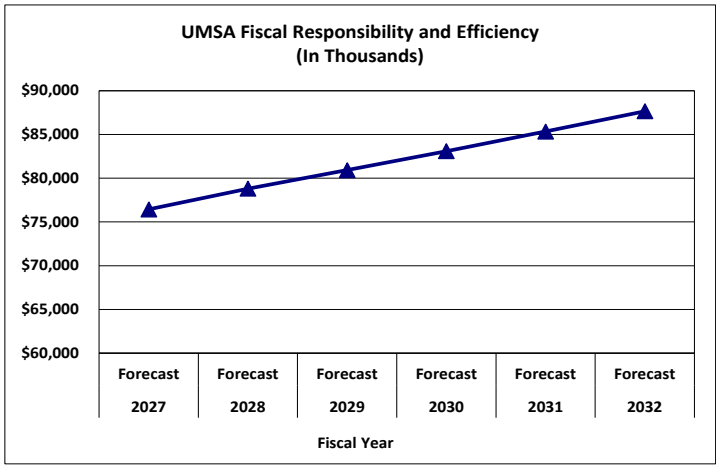

Description: Consists of Internal Compliance, Management and Budget, People and Internal Operations, and Communications, Information and Technology.

Fiscal Year	Growth
2027-28	3.10%
2028-29	2.70%
2029-30	2.70%
2030-31	2.70%
2031-32	2.70%

Comments: Growth based on the County's inflationary rate.

FY 2026-27 Proposed Budget and Multi-Year Capital Plan

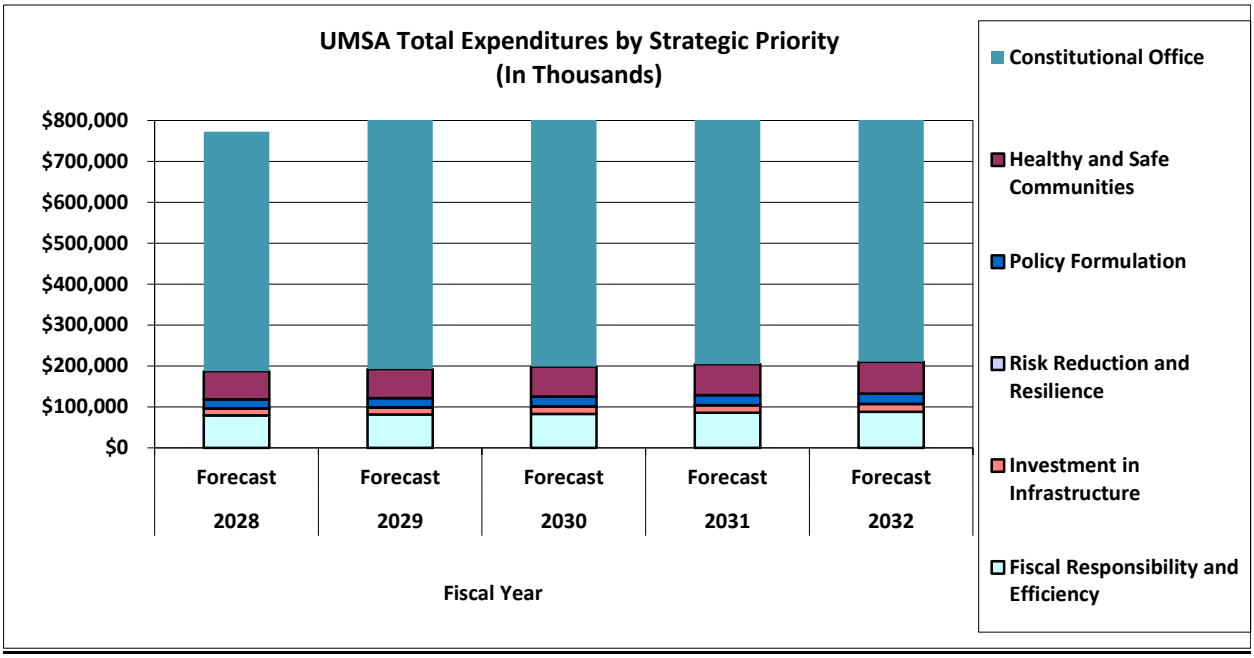

FIRE DISTRICT EXPENSE FORECAST

Expenses

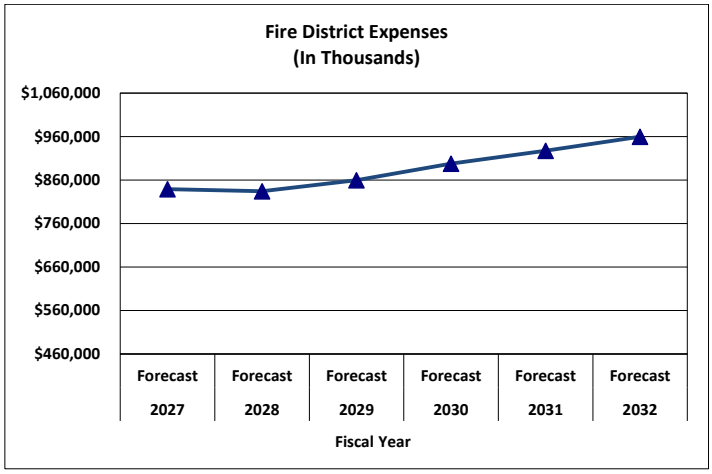

Description:

Fiscal Year	Growth
2027-28	-0.50%
2028-29	3.00%
2029-30	4.40%
2030-31	3.30%
2031-32	3.50%

Comments: Growth based on the County's inflationary rate and stabilization of expenditures.

FY 2026-27 Proposed Budget and Multi-Year Capital Plan

LIBRARY DISTRICT EXPENSE FORECAST

Expenses

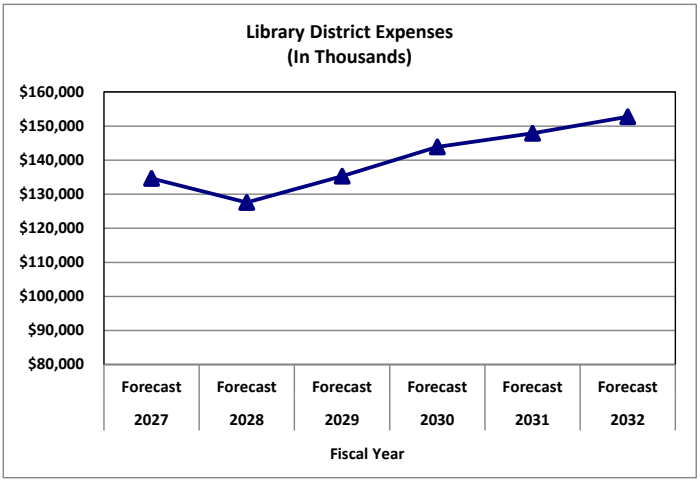

Description:

Fiscal Year	Growth
2027-28	- 5.20%
2028-29	6.10%
2029-30	6.30%
2030-31	2.70%
2031-32	3.30%

Comments: Growth based on County's inflationary rate, a stabilization of expenditures and transfers to capital reserves; start-up and operational costs for new libraries.

REVENUE/EXPENDITURE RECONCILIATION

As shown in the graphs below, the Countywide and UMSA budgets are expected to develop operational shortfalls within the scope of this financial outlook. The Library and Fire districts are expected to be balanced through FY 2031-32.

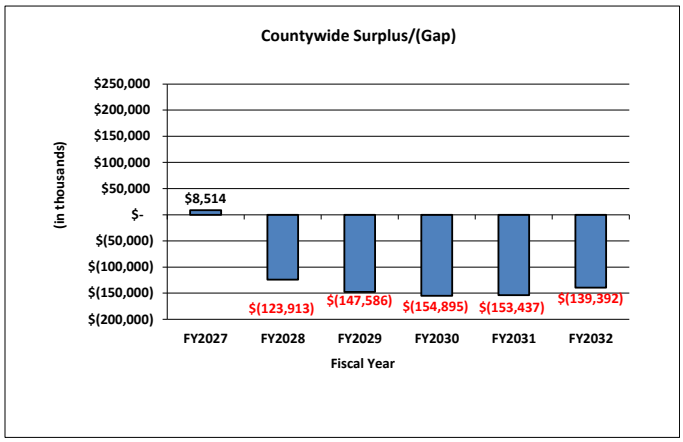

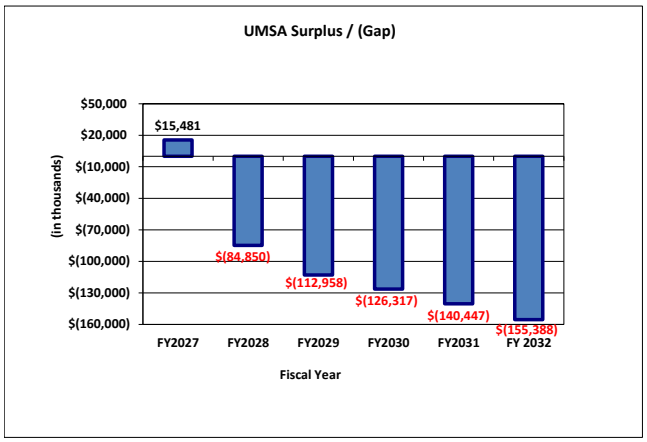

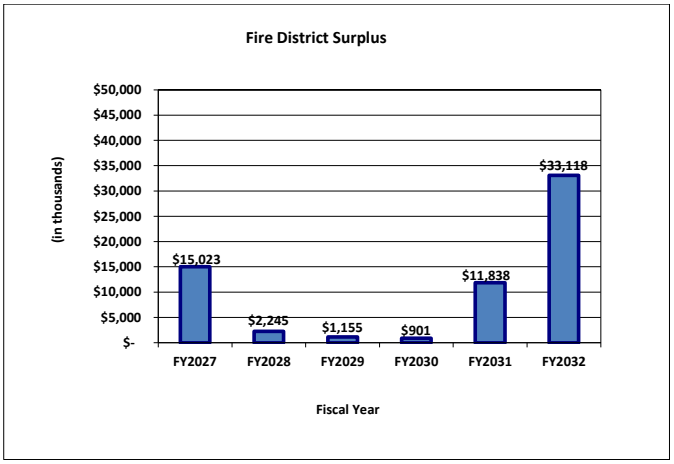

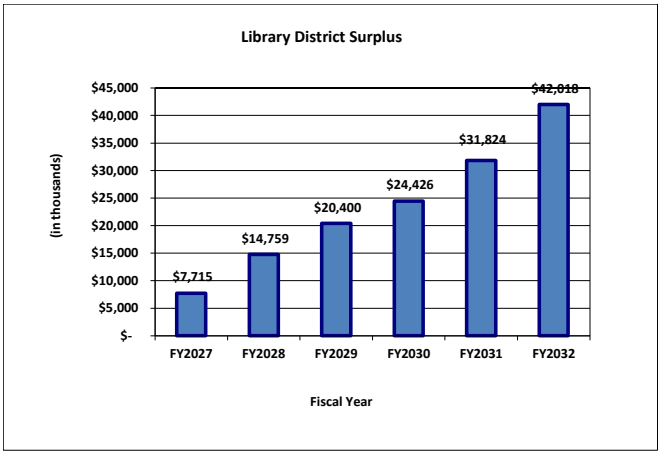

FINANCIAL OUTLOOK SUMMARY CHARTS

	2027	2028	2029	2030	2031	2032
	Forecast	*Forecast*	*Forecast*	*Forecast*	*Forecast*	*Forecast*
COUNTYWIDE						
Revenues						
Property Tax	$ 2,232,515	$ 2,355,303	$ 2,473,068	$ 2,596,722	$ 2,726,558	$ 2,862,886
Gas Tax	$ 69,805	$ 70,503	$ 71,208	$ 71,920	$ 72,640	$ 73,366
Carryover	$ 133,384	$ 8,514	$ -	$ -	$ -	$ -
Tax Collector/Constiutional Office Refund	$ 56,096	$ 50,000	$ 45,000	$ 40,000	$ 35,000	$ 35,000
Interest	$ 18,800	$ 19,364	$ 19,945	$ 20,543	$ 21,160	$ 21,794
State Revenue Sharing	$ 81,014	$ 83,444	$ 85,948	$ 88,526	$ 91,182	$ 93,917
Administrative Reimb.	$ 70,754	$ 71,462	$ 72,176	$ 72,898	$ 73,627	$ 74,363
Sales Tax	$ 101,500	$ 104,545	$ 107,681	$ 110,912	$ 114,239	$ 117,666
Other	$ 118,302	$ 119,703	$ 120,995	$ 122,138	$ 123,293	$ 124,459
Total Revenues	$ 2,882,170	$ 2,882,838	$ 2,996,022	$ 3,123,659	$ 3,257,698	$ 3,403,452
Expenses						
Policy Formulation	$ 79,389	$ 82,352	$ 85,082	$ 87,808	$ 90,635	$ 93,565
Constitutional Offices	$ 571,670	$ 593,009	$ 612,662	$ 632,296	$ 652,649	$ 673,751
An Economy that Works for All	$ 119,866	$ 127,603	$ 135,210	$ 143,276	$ 151,826	$ 160,890
Healthy and Safe Communities	$ 1,349,798	$ 1,438,161	$ 1,505,734	$ 1,572,778	$ 1,634,887	$ 1,693,283
Investment in Infrastructure	$ 423,674	$ 466,523	$ 493,824	$ 520,990	$ 549,246	$ 578,645
Risk Reduction and Resilience	$ 11,136	$ 12,566	$ 13,144	$ 13,721	$ 14,312	$ 14,919
Fiscal Responsibility and Efficiency	$ 318,124	$ 286,537	$ 297,952	$ 307,685	$ 317,579	$ 327,792
Total Expenses	$ 2,873,657	$ 3,006,751	$ 3,143,608	$ 3,278,555	$ 3,411,134	$ 3,542,845
Surplus/Funding Gaps	$ 8,514	$ (123,913)	$ (147,586)	$ (154,895)	$ (153,437)	$ (139,392)

	2027	2028	2029	2030	2031	2032
	Forecast	*Forecast*	*Forecast*	*Forecast*	*Forecast*	*Forecast*
UMSA						
Revenues						
Property Tax	$ 260,965	$ 275,318	$ 289,084	$ 303,538	$ 318,715	$ 334,651
Utility Tax	$ 141,484	$ 145,729	$ 150,101	$ 154,604	$ 159,242	$ 164,019
Communications Tax	$ 29,494	$ 29,789	$ 30,087	$ 30,387	$ 30,691	$ 30,998
Carryover	$ 104,494	$ 15,481	$ -	$ -	$ -	$ -
Interest	$ 4,998	$ 5,148	$ 5,302	$ 5,461	$ 5,625	$ 5,794
State Revenue Sharing	$ 48,210	$ 48,210	$ 48,210	$ 48,210	$ 48,210	$ 48,210
Administrative Reimb.	$ 18,808	$ 18,996	$ 19,186	$ 19,378	$ 19,572	$ 19,767
Sales Tax	$ 114,458	$ 117,892	$ 121,428	$ 125,071	$ 128,823	$ 132,688
Occupational License	$ 5,775	$ 5,833	$ 5,891	$ 5,950	$ 6,009	$ 6,070
Other	$ 33,775	$ 34,113	$ 34,454	$ 34,798	$ 35,146	$ 35,498
Total Revenues	$ 762,461	$ 696,508	$ 703,743	$ 727,398	$ 752,034	$ 777,695
Expenses						
Policy Formulation	$ 21,104	$ 21,828	$ 22,523	$ 23,239	$ 23,979	$ 24,742
Constitutional Offices	$ 557,771	$ 585,660	$ 614,943	$ 645,690	$ 677,974	$ 711,873
An Economy that Works for All	$ 8,036	$ 8,551	$ 9,057	$ 9,592	$ 10,160	$ 10,762
Healthy and Safe Communities	$ 66,837	$ 69,131	$ 71,331	$ 73,600	$ 75,942	$ 78,358
Investment in Infrastructure	$ 16,604	$ 17,174	$ 17,720	$ 18,284	$ 18,866	$ 19,466
Risk Reduction and Resilience	$ 199	$ 206	$ 212	$ 219	$ 226	$ 233
Fiscal Responsibility and Efficiency	$ 76,428	$ 78,808	$ 80,916	$ 83,091	$ 85,334	$ 87,650
Total Expenses	$ 746,979	$ 781,358	$ 816,701	$ 853,715	$ 892,481	$ 933,083
Surplus/Funding Gaps	$ 15,481	$ (84,850)	$ (112,958)	$ (126,317)	$ (140,447)	$ (155,388)

	2027	2028	2029	2030	2031	2032
	Forecast	*Forecast*	*Forecast*	*Forecast*	*Forecast*	*Forecast*
FIRE DISTRICT						
Revenues						
Property Tax	$ 678,537	$ 712,465	$ 748,089	$ 785,493	$ 824,767	$ 866,005
Transport Fees	$ 45,000	$ 44,000	$ 44,000	$ 44,000	$ 44,000	$ 44,000
Planning Reviews and Inspections	$ 51,246	$ 53,633	$ 55,062	$ 56,534	$ 58,050	$ 59,612
Interest	$ 10,000	$ 10,000	$ 10,000	$ 10,000	$ 10,000	$ 10,000
Interfund Transfer	$ 200	$ 200	$ 200	$ 200	$ 200	$ 200
Other Miscellaneous	$ 1,282	$ 1,282	$ 1,282	$ 1,282	$ 1,282	$ 1,282
Carryover	$ 67,726	$ 15,023	$ 2,245	$ 1,155	$ 901	$ 11,838
Total Revenues	$ 853,991	$ 836,603	$ 860,878	$ 898,664	$ 939,200	$ 992,937
Total Expenses	$ 838,968	$ 834,358	$ 859,720	$ 897,764	$ 927,361	$ 959,818
Surplus	$ 15,023	$ 2,245	$ 1,158	$ 900	$ 11,839	$ 33,119

	2027	2028	2029	2030	2031	2032
	Forecast	*Forecast*	*Forecast*	*Forecast*	*Forecast*	*Forecast*
LIBRARY DISTRICT						
Revenues						
Property Tax	$ 125,883	$ 132,807	$ 139,447	$ 146,419	$ 153,740	$ 161,427
State Aid	$ 1,000	$ 1,000	$ 1,000	$ 1,000	$ 1,000	$ 1,000
Carryover	$ 13,710	$ 7,715	$ 14,759	$ 20,400	$ 24,426	$ 31,824
Other	$ 1,769	$ 827	$ 527	$ 527	$ 527	$ 527
Total Revenues	$ 142,362	$ 142,349	$ 155,733	$ 168,346	$ 179,693	$ 194,778
Total Expenses	$ 134,648	$ 127,589	$ 135,333	$143,919	$147,869	$152,760
Surplus	$ 7,714	$ 14,760	$ 20,400	$ 24,427	$ 31,824	$ 42,018

FIVE-YEAR FORECAST FOR MAJOR PROPRIETARY FUNCTIONS

In addition to forecasting the revenues and expenditures for the tax-supported portion of the County's operations, our five-year financial outlook focuses on the major proprietary functions that support Miami-Dade County's economy. Not only do these functions provide thousands of jobs in our community, but they also support the infrastructure that makes our community livable and attracts and retains business. These functions are all supported by fees and charges to users of the services provided – the airlines, cruise lines and cargo lines that use Miami International Airport, the general aviation airports and PortMiami; the people who ride our public transit system; and the residents and businesses that use our solid waste, water and wastewater facilities and services. Our rates and fees are set to ensure resources are available to support continued growth, while not negatively impacting economic development in our community.

Miami-Dade Aviation Department

The Miami-Dade Aviation Department (MDAD) operates a system of airports for Miami-Dade County which consists of the Miami International Airport (MIA) and four general aviation and training airports: Miami-Opa Locka Executive Airport, Miami Executive Airport (previously Kendall-Tamiami Executive Airport), Homestead General Aviation Airport and Dade-Collier Training and Transition Airport. The Airport System is considered a primary economic engine for Miami-Dade County, as well as for South Florida. More than 36,000 people are employed in the System, 1,780 of whom are County employees.

Enplaned Passengers

It is forecasted that during FY 2026-27, 28.8 million enplaned passengers will transit through MIA, representing an increase of 1.8 percent over FY 2025-26, when 28.3 million enplaned passengers are estimated to have moved through MIA. Domestic enplanements are projected to be 15.8 million during FY 2026-27, representing an increase of 1.6 percent compared to FY 2025-26, while international enplanements are projected to be 12.9 million, representing an increase of 2.0 percent compared to FY 2025-26. Domestic traffic is projected at 55 percent of MIA total passengers, while international traffic is projected at 45 percent of MIA total passengers.

In international air travel, MIA's geographical location, proximity to a cruise port, and cultural ties provide a solid foundation for travel to and from Latin America, handling 36 percent of the South American market, 19 percent of the Central America market and 18 percent of the Caribbean market. With 45 percent of total passenger traffic being international, MIA ranks second in the United States for international passenger traffic and maintains one of the highest international-to-domestic passenger ratios of any U.S. airport.

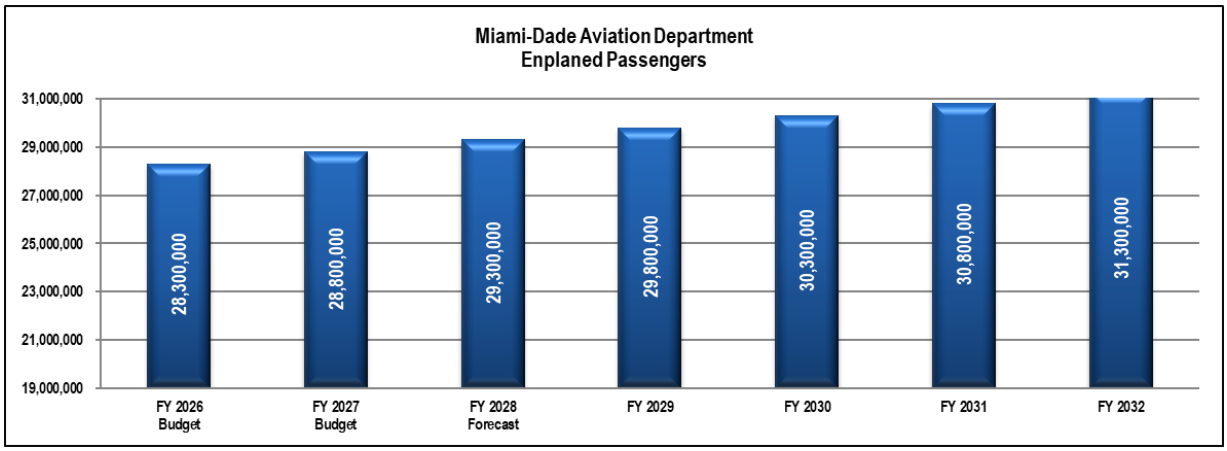

Cargo

In international trade, MIA is the major air cargo trans-shipment point between Latin America and the Caribbean, and other global markets primarily in the USA and Europe, ranking number one in the USA for international freight and total freight and number two for total cargo (freight plus mail). During FY 2025-26, it is estimated that 3.03 million tons of cargo (freight plus mail) will move through MIA, representing a 9.0 percent decrease from the prior year's tonnage of 3.33 million; however, through the first six months of FY 2025-26, cargo tonnage exceeded projections by 25.5 percent. Cargo tonnage is projected to increase by 14.5 percent in FY 2026-27 to 3.47 million tons and maintain a two percent growth rate thereafter. International tonnage, representing 84 percent of total tonnage, is projected to be 2.91 million tons in FY 2026-27 and domestic tonnage is projected at 558,000 tons. It is projected that these amounts will grow proportionally at a two percent annual growth factor.

MIA's total air trade is valued at $89.1 billion annually and experienced an increase of 8 percent when compared to the prior year. Additionally, MIA's total air trade accounts for 89 percent of the dollar value of Florida's total air imports and exports, and 44 percent of the state's total (air and sea) trade with the world. As the center for hemispheric air trade, MIA now handles 82 percent of all air imports and 71 percent of all air exports between the United States and the Latin American/Caribbean region. MIA is the USA's leading airport in the handling of perishable products, handling 67 percent of all perishable import products, 91 percent of all cut-flower imports, 50 percent of all fish imports and 67 percent of all fruit and vegetable imports.

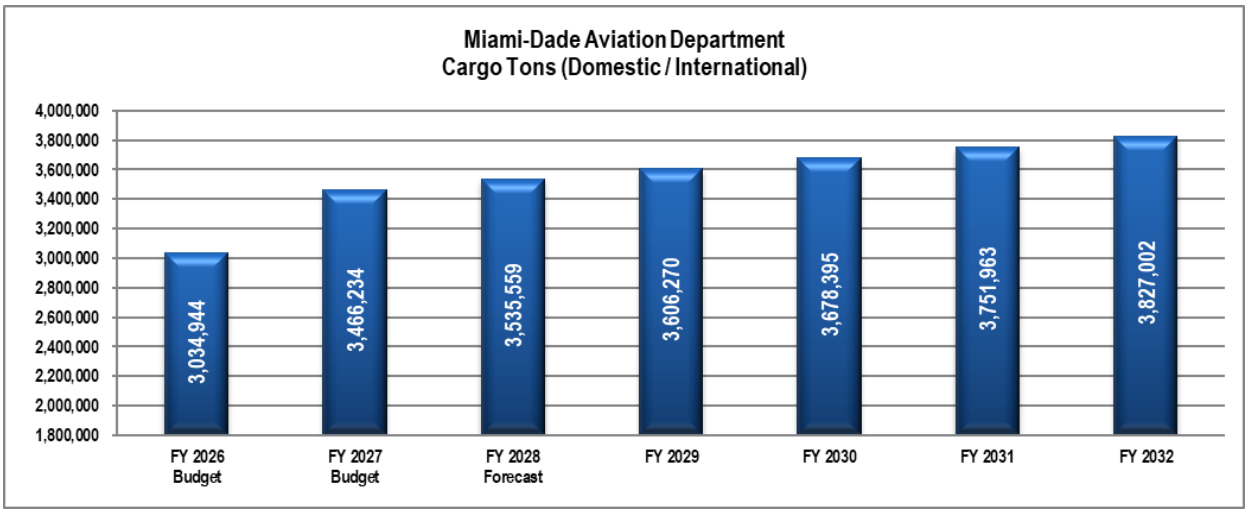

Capital Improvement Program (CIP) Financial Update

The Aviation Department unveiled its revised CIP Program to the Board of County Commissioners on June 4th, 2019. The CIP Program is currently programmed at $12.03 billion in the FY 2025-26 Adopted Capital and Multi-Year Plan. The FY 2026-27 Proposed Capital and Multi-Year Plan was increased to $14.0 billion.

This CIP Program will be built through 2044 and beyond. An in-depth assessment was conducted of the County's Airport System (including general aviation airports) by the Aviation Department staff that considered factors such as demand for growth, operational needs (airside, landside, cargo and terminal) and funding capacity. In 2020, MDAD completed its Supplemental Airport Master Planning Study, which updated the previously completed 2009 Strategic Airport Master Planning Study (SMP). The SMP addressed the 20-year capacity and operational needs for MIA and the four general aviation airports. The SMP also evaluated MIA's longer-range needs for a strategic planning horizon that extended to the 2050 timeframe. The Supplemental Airport Master Planning Study refined MDAD's overall approach to implementing the long-term capital needs for its airports to continue providing a high level of service to the surrounding communities.

This CIP Program has been structured to facilitate the "phasing in" and "phasing out" of capital projects allowing adjustments to emerging airline needs or changing conditions, and to allow for the utilization of MIA during construction. Furthermore, it provides a path for responding to MIA's present and future growth needs.

The FY 2026-27 Proposed Budget and Multi-Year Capital Plan includes a multi-year CIP which has 22 subprograms: MIA – General Aviation Airport projects, Airfield/Airside, Cargo and Non-Terminal buildings, Central Terminal, Concourse E, Fuel Facilities, Land Acquisitions, Landside and Roadways, Building Recertifications, Conveyance Equipment, Facilities Lifecycle Replacement, Miscellaneous projects, North Terminal, Passenger Boarding Bridges, Reserve Maintenance projects, South Terminal Expansion, South Terminal, Support projects, Terminal Wide projects, Terminal Wide Re-roofing, Terminal Wide Restrooms, and New Program Contingency.

MIA's current CIP Program includes $5.677 billion as approved through a Majority-In-Interest (MII) review process (by a majority of the 21 Signatory Airlines that represent the MIA Signatory Airlines as members of the Miami Airport Affairs Committee). Additionally, there are approximately $647 million in capital projects included in the capital budget that do not require an MII review. Some of the projects already completed include: South and Central Terminal Automated Baggage Handling System (BHS); Concourse E renovations; revamped Automated People Mover (APM) connecting Lower Concourse E with Satellite E; renovated Federal Inspection Services (FIS) facility in Concourse E; rehabilitation of Taxiways R, S and T; central base apron and utilities; and the new Ibis parking garage. Projects in progress include: South Terminal expansion (Concourse K), central terminal E-H ticket counter; airport-wide passenger loading bridge replacements; existing parking garages structural repairs; state-of-the-art Airport Operations Center (AOC); Conveyance Equipment Replacement program; perimeter security hardening; exterior cladding on all parking garages; Central Terminal Redevelopment Phase 1 & 2; Concourse F to H Interconnector; MIA North Terminal Gate Optimization; Runway Incursion Mitigation (RIM) Hot Spot No. 4; security checkpoint improvements; North Terminal D60 Improvements; and many other projects that will improve aesthetics, meet current life-safety and security requirements, and address maintenance needs.

To keep these capital costs affordable, the Department's goal is to remain under a $32 airline cost per enplaned passenger target through FY 2030-31. This target was internally adopted by the Department not only to keep MIA's costs affordable to the air carriers serving MIA, but also to keep the Airport competitive with other airports.

The CIP will continue to evolve to meet market conditions and passenger and cargo growth. As such, periodic adjustments are expected to be made to the program. The Aviation Department will maintain flexibility throughout the implementation of the program to adjust to changing conditions and to the financial performance parameters needed to preserve the economic health of MIA. In addition, an art plan for MIA will be developed by the County's Art in Public Places program concurrent with the execution of projects under the multi-year CIP.

Future funding for the Department's capital program consists of Aviation Revenue Bonds, commercial paper, federal and state grants, and Passenger Facility Charges. The Department maximizes the use of the grants as an equity funding source to lessen the amount of Aviation Revenue Bonds (debt) required to fund the capital projects.

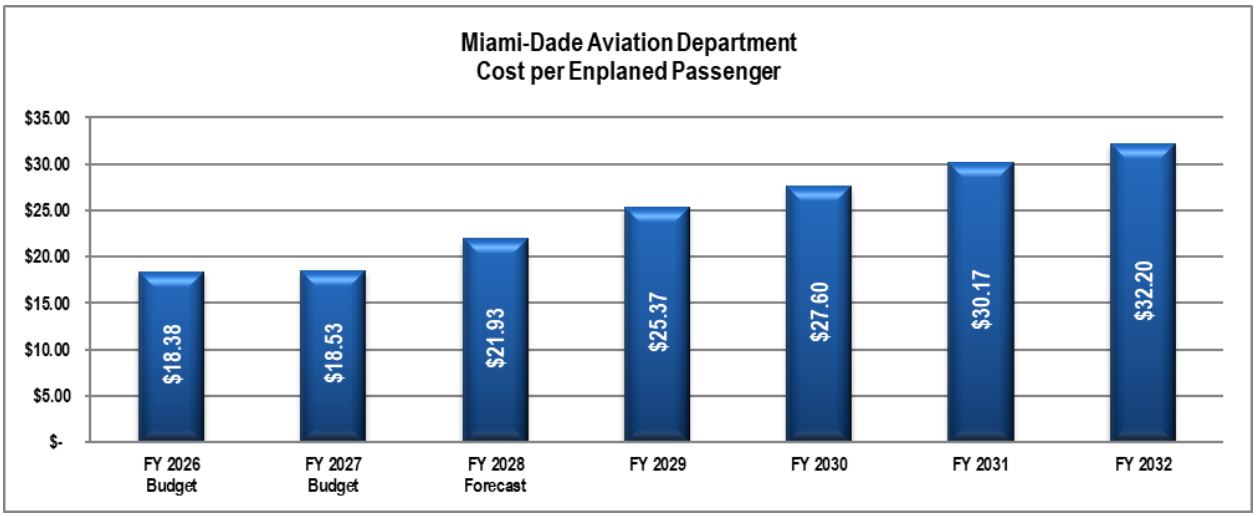

Economic Outlook

MDAD recognizes sound management and financial investment strategies as priority outcomes. Currently, the Department's bonds are rated A+ (stable outlook) by Standard & Poor's, A+ (stable outlook) by Fitch Ratings and AA- (positive outlook) by KBRA (Kroll Bond Rating Agency). In February 2025, KBRA upgraded MDAD's bond rating, citing that the rating reflects MIA's improving financial profile, underpinned by very strong growth in domestic and international passenger traffic and the continued expansion of domestic and international service by a diverse mix of air carriers. Previously, in April 2024, Standard & Poor's upgraded MDAD's bond ratings, citing that the ratings reflect MIA's role as one of the largest airports in the U.S. for international passenger traffic, MIA's robust activity and demand that outpaces pre-pandemic trends as well as its growth compared with that of large hub peers, and MDAD's strong management and governance.

To maintain strong bond ratings, the Airport must demonstrate the ability to generate positive future net revenues. The generation of net revenues is heavily dependent on the volume of commercial flights, the number of passengers and the amount of cargo processed at the Airport, all three of which are dependent upon a wide range of factors including: (1) local, national and international economic conditions, including international trade volume, (2) regulation of the airline industry, (3) passenger reaction to disruptions and delays arising from security concerns, (4) airline operating and capital expenses, including security, labor and fuel costs, (5) environmental regulations, (6) the capacity of the national air traffic control system, (7) currency values, (8) hurricanes and (9) world-wide infectious diseases.

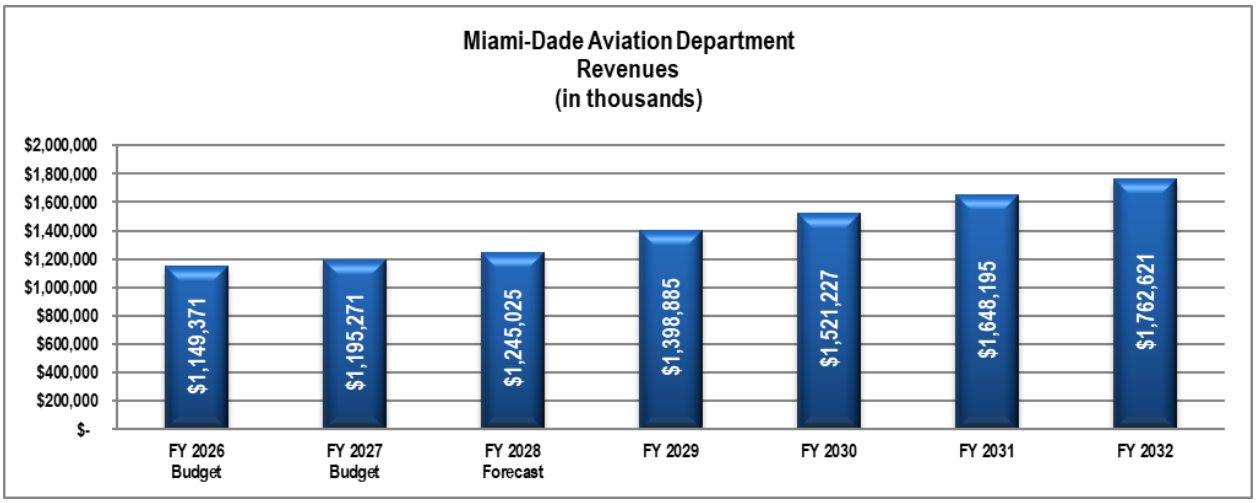

MDAD's revenue forecast is based on a residual revenue model. Unlike traditional fee for service models, MDAD calculates the landing fee rate based on expenses that are not covered by direct fees for services provided.

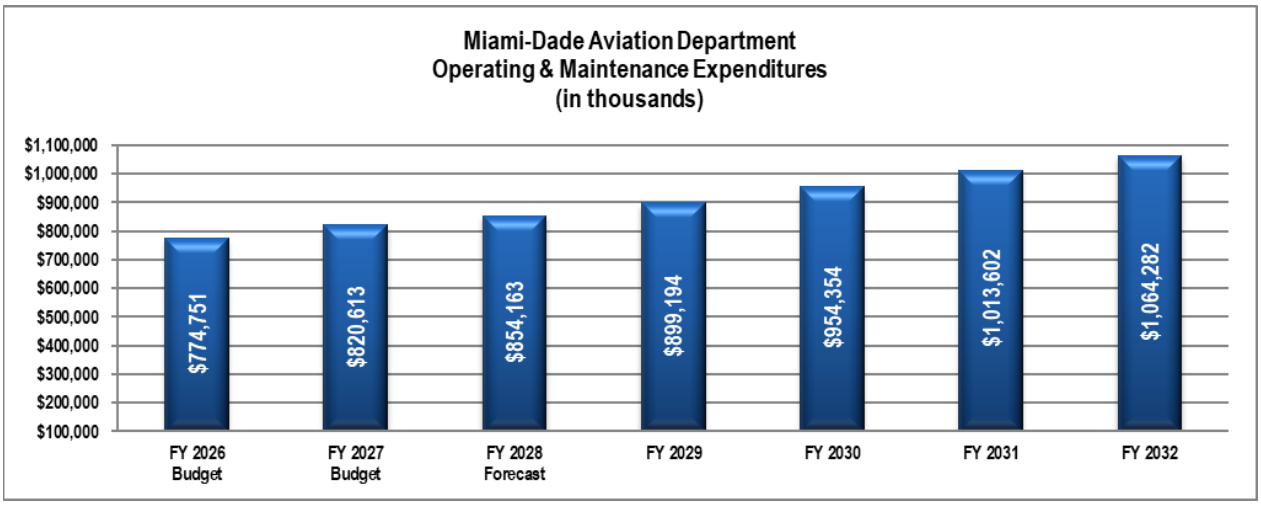

MDAD's operating and maintenance expenditures include expenditures associated with running MIA, as well as four general aviation airports. This amount excludes depreciation and transfers to debt service accounts, improvement fund and maintenance reserve accounts, and a mandated operating cash reserve.

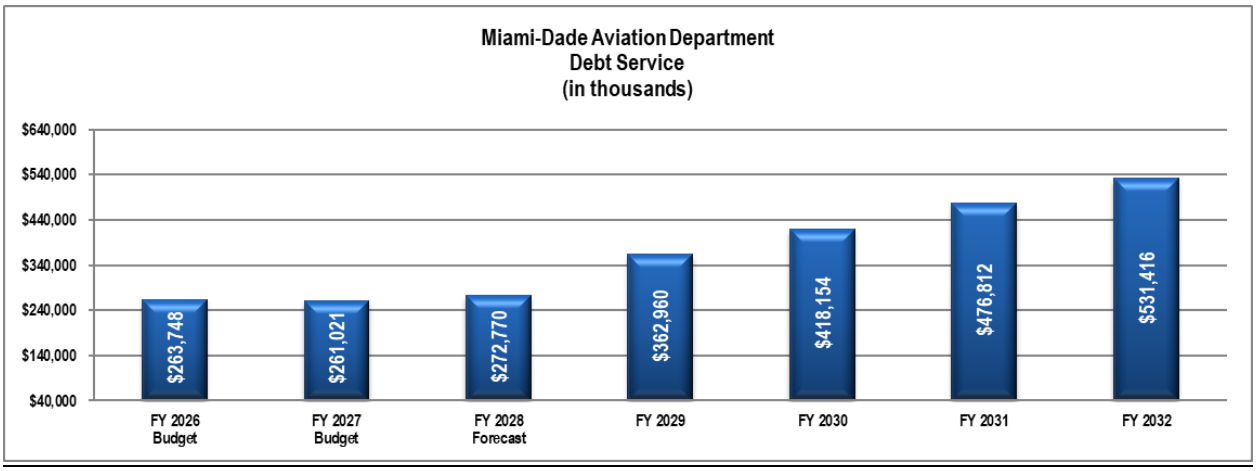

* Debt Service reflects the net amount paid for debt service after eligible transfers are applied; FY 2026-27 gross debt service of $387 million is being offset by a transfer of $126 million from the Passenger Facility Charges Fund resulting in a net debt service of $261 million; the transfers to debt service allow MDAD to stabilize the rates and fees charged to airlines and tenants with moderate increases year-over-year

Seaport

The Dante B. Fascell Port of Miami (PortMiami) processed 8,564,225 million passengers in FY 2024-25, reflecting a strong growth trajectory with a 4 percent increase over FY 2023-24, and a complete rebound from the pandemic, with more than a 113 percent increase compared to FY 2021-22. Future growth in 2026-27 will be driven by higher vessel occupancy and deployment, as well as the addition of a new berth and terminal infrastructure with the completion of MSC Cruises' Terminal AA in April 2025, currently, the largest cruise terminal in the world.

The volume of cargo in FY 2024-25 was 1.115 million twenty-foot equivalent units (TEUs) compared to 1.089 million TEUs in FY 2023-24, a 2.35 percent growth and marking 11 consecutive years exceeding one million TEUs. The TEU growth is expected to continue through FY 2026-27.

The following charts illustrate cruise and cargo revenues for the period of this forecast:

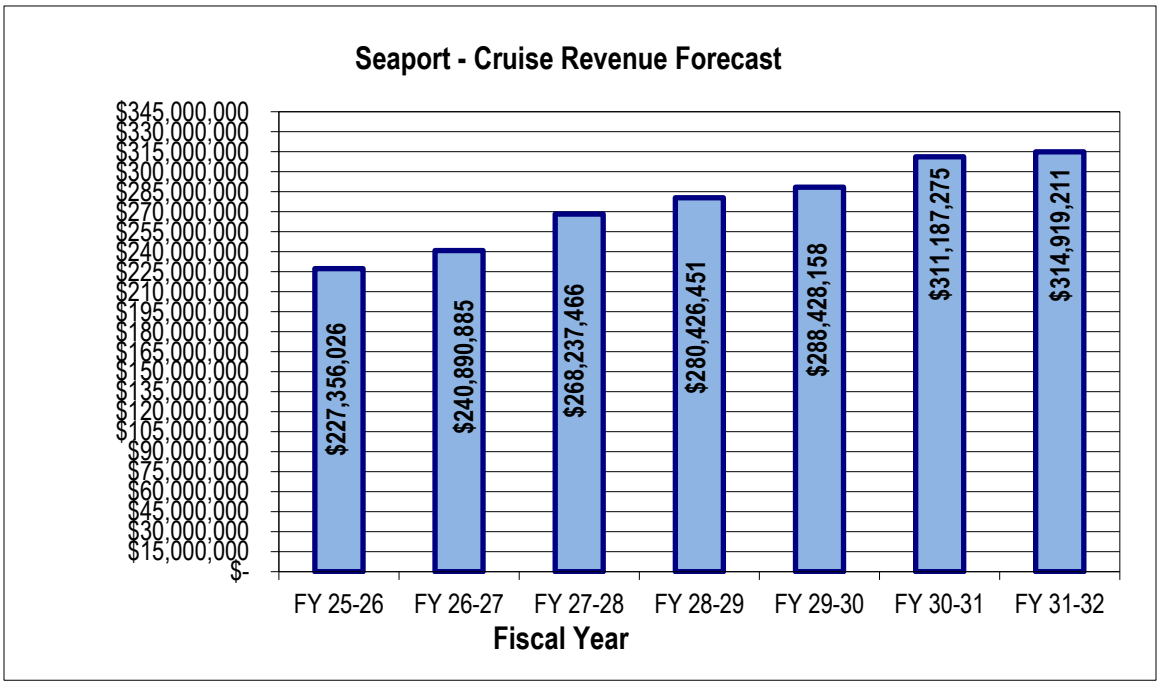
Seaport - Cruise Revenue Forecast
$345,000,000
$330,000,000
$315,000,000
$300,000,000
$285,000,000
$270,000,000
$255,000,000
$240,000,000
$225,000,000
$210,000,000
$195,000,000
$180,000,000
$165,000,000
$150,000,000
$135,000,000
$120,000,000
$105,000,000
$90,000,000
$75,000,000
$60,000,000
$45,000,000
$30,000,000
$15,000,000
$-
$227,356,026
$240,890,885
$268,237,466
$280,426,451
$288,428,158
$311,187,275
$314,919,211
FY 25-26
FY 26-27
FY 27-28
FY 28-29
FY 29-30
FY 30-31
FY 31-32
Fiscal Year

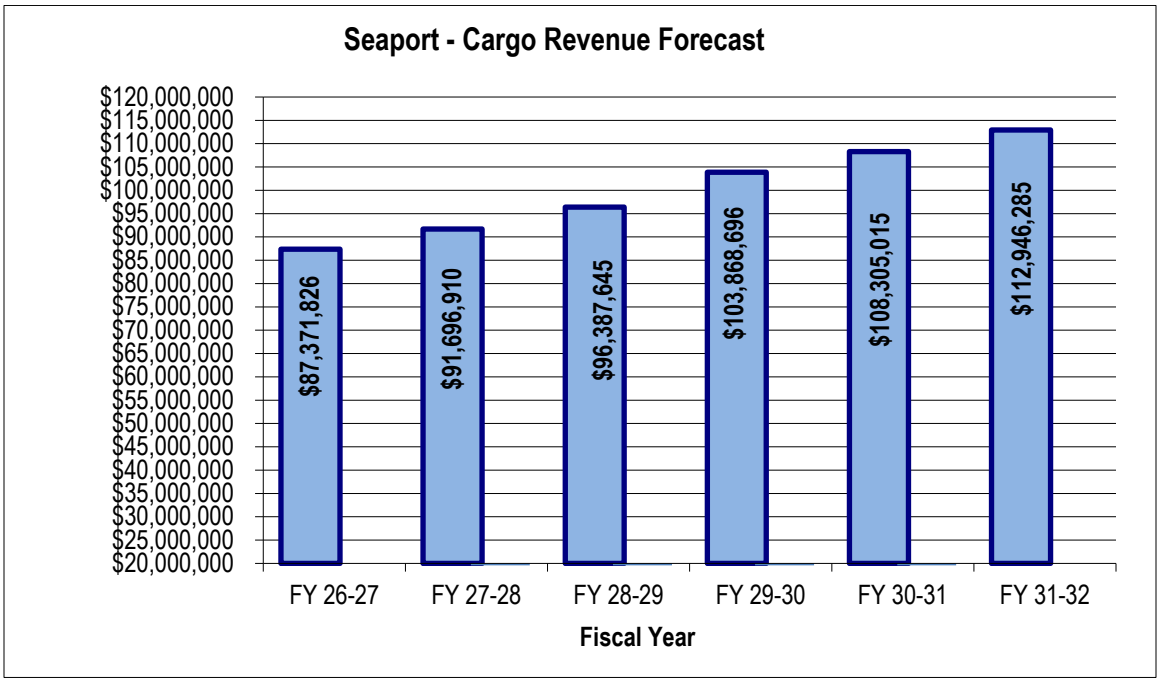
Seaport - Cargo Revenue Forecast
$120,000,000
$115,000,000
$110,000,000
$105,000,000
$100,000,000
$95,000,000
$90,000,000
$85,000,000
$80,000,000
$75,000,000
$70,000,000
$65,000,000
$60,000,000
$55,000,000
$50,000,000
$45,000,000
$40,000,000
$35,000,000
$30,000,000
$25,000,000
$20,000,000
$87,371,826
$91,696,910
$96,387,645
$103,868,696
$108,305,015
$112,946,285
FY 26-27
FY 27-28
FY 28-29
FY 29-30
FY 30-31
FY 31-32
Fiscal Year

Capital Improvement Plan (CIP)

PortMiami's CIP for cruise-related projects will focus on several priority projects including Royal Caribbean Group's (RCG) new Terminal G, various roadway improvements, and the rehabilitation of North Bulkhead Berths 1-6. The new Terminal G campus includes a state-of-the-art cruise terminal for RCG designed to meet LEED certification with the capacity to accommodate up to 7,000 passengers. It will also feature a multi-level parking garage, an intermodal facility and other critical infrastructure to support large cruise ships. Other future cruise-related projects include the build-out of Berth 10, the third berth for MSC Cruises' Terminal AA, representing the last cruise berth expansion opportunity on the north side of the p ort.

Significant improvements to the cargo yards include further densification at South Florida Container Terminal (SFCT), additional gantry cranes, expansion of cargo rail capacity, cargo bulkhead rehabilitation, optimization of remaining truck gates, the construction of a phytosanitary and cold storage facility, and the development of an inland port to handle higher cargo volumes, respond to supply chain disruption and market forces, and serve the region as an export consolidation center. The Port is submitting applications for grant programs under the bipartisan infrastructure bill (IIJA) and anticipates significant portions of the CIP will be grant-funded.

Debt service payments are per current outstanding facilities. The Port's current debt level is $2.260 billion in long-term debt.

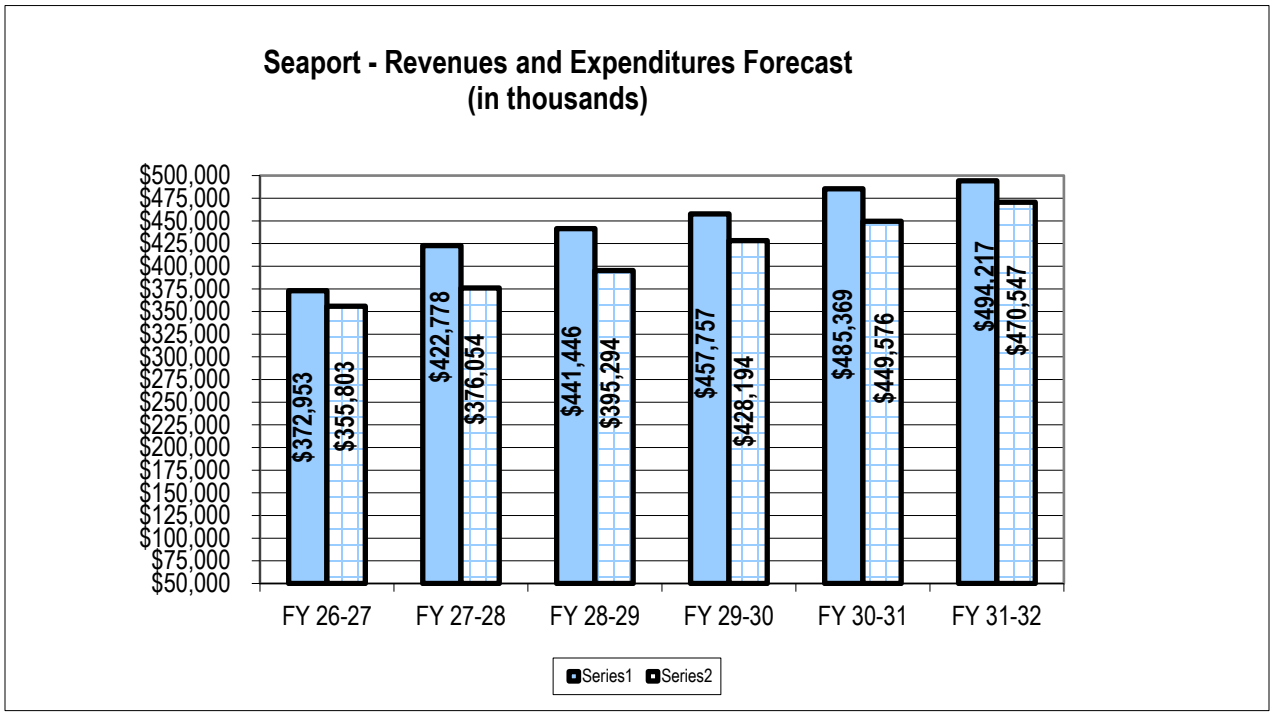

Financial Outlook

Revenues include payments due from the port's cruise, cargo, rentals, parking agreements, and other miscellaneous items including harbor fees and ground transportation, as well as Secondary Gas Tax revenue, which serves as the state's support for the Port Tunnel. Expenditures include operating expenses and debt service payments. Carryover amounts are not included in this exercise.

For the purposes of this five-year financial outlook, the cruise line revenue forecast is based on anticipated cruise lines confirmed itineraries through FY 2031-32. Contractual obligations ensure that PortMiami's cruise volumes will grow from 8.7 million passengers in FY 2025-26 to over 10.3 million in FY 2031-32. Cargo revenue (including dockage/wharfage, crane, and applicable rentals) is expected to increase five to six percent annually, three percent of which is related to Tariff annual rate increases, with the remainder related to expected volume growth.

Expenditures assume a growth rate of five percent per year for salary and fringe through FY 2031-32. Other operating expense increases are assumed at five percent year over year, in addition to various increases in debt service payments as PortMiami continues to fund its CIP. Current inflation rates could adversely impact operating expenses.

Water and Sewer

The Multi-Year Capital Improvement Plan (MYCIP) is primarily driven by the critical need to address mandated regulatory compliance and aging infrastructure. The following key factors necessitate the significant investments outlined in this plan:

1. Mandated Regulatory Compliance:

- State of Florida Ocean Outfall Statute, FS 403.086(9): This statute mandates specific projects to mitigate environmental impacts associated with ocean outfalls. The estimated cost to comply with this regulation is $1.373 billion.
- Environmental Protection Agency (EPA) Consent Decree: A consent decree with the EPA has been established to address regulatory violations stemming from failing infrastructure. The projects required to rectify these violations are estimated to cost $1.6 billion.

2. Emerging Regulatory Concerns and Infrastructure Needs:

- Per- and Polyfluoroalkyl Substances (PFAS) Treatment/Removal: Ongoing studies are evaluating the extent of PFAS contamination and the necessary treatment/removal strategies. Preliminary cost estimates for these projects range significantly from $1 billion to $4 billion. The current budget includes a placeholder estimate of $75 million, acknowledging the ongoing nature of these assessments.
- Lead and Copper Rule: Preliminary estimates are being developed based on ongoing studies related to the Lead and Copper Rule. The budget currently includes a placeholder estimate of $25 million to address potential infrastructure upgrades required for compliance.

The entire Multi-Year Capital Plan for the Water and Sewer Department totals $9.02 billion and will require future debt issuances.

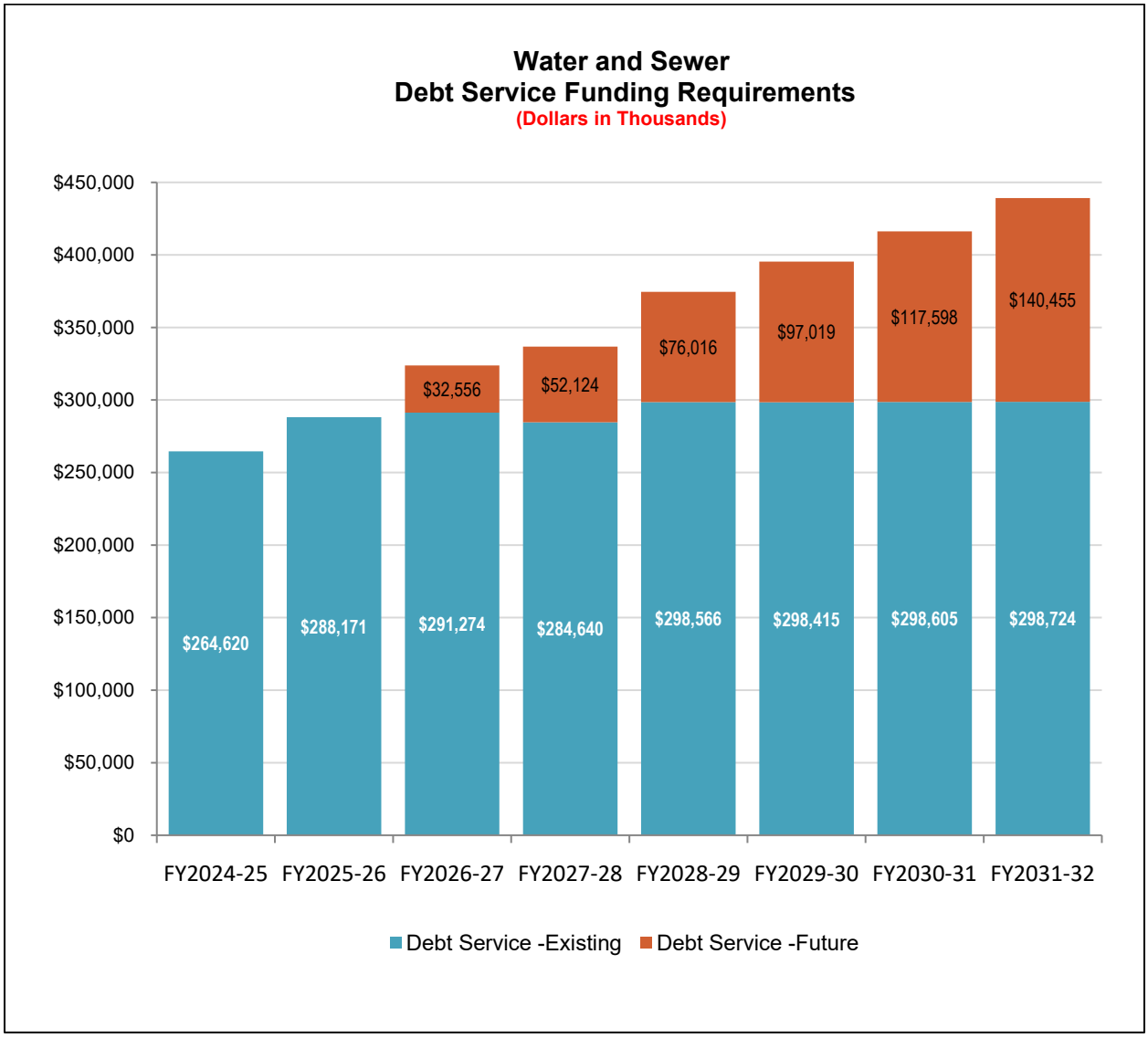

The Water and Sewer Department's Multi-Year Capital Plan continues the testing and replacement as needed of all large diameter concrete water and sewer pipes, the substantial overhaul of all the water and wastewater plants, connect to protect, water reset, the installation of redundant water supply mains and storage tanks to ensure continuous delivery of water even when pipe failures occur, and completion of water supply projects required by the State Water Use Permit to meet service demands in the future. The Proposed Capital Plan underscores the critical need for proactive capital improvements to ensure environmental protection, regulatory compliance, and the reliability of essential infrastructure.

The following table shows the cash flows for both the water and wastewater systems.

WATER AND SEWER CASH FLOWS								
(Dollars In Thousands)	Retail Revenue Increase	Retail Revenue Increase	Retail Revenue Increase 6%	Retail Revenue Increase 7.5%	Retail Revenue Increase 7.4%	Retail Revenue Increase 7.4%	Retail Revenue Increase 7.4%	Retail Revenue Increase 7.4%
	Revenues at 100%	Revenues at 100%	Revenues at 98%,95%	Revenues at 98%,95%	Revenues at 98%,95%	Revenues at 98%,95%	Revenues at 98%,95%	Revenues at 98%,95%
Water and Wastewater Operations	**FY 2024-25 Actual**	**FY 2025-26 Projected**	**FY 2026-27 Proposed**	**FY 2027-28 Future**	**FY 2028-29 Future**	**FY 2029-30 Future**	**FY 2030-31 Future**	**FY 2031-32 Future**
Revenues								
Retail Water	$ 437,364	$ 456,394	$ 479,071	$ 515,001	$ 553,111	$ 594,041	$ 638,000	$ 685,212
Wholesale Water	57,334	53,993	51,805	54,880	55,979	57,099	58,240	59,405
Retail Wastewater	430,165	470,546	493,526	530,541	569,801	611,966	657,252	705,888
Wholesale Wastewater	127,324	151,076	149,118	149,040	152,021	155,061	158,162	158,162
Other Operating Revenue	35,020	38,566	38,373	40,667	40,804	40,941	41,080	41,220
Total Operating Revenues	**$ 1,087,207**	**$ 1,170,575**	**$ 1,211,893**	**$ 1,290,129**	**$ 1,371,715**	**$ 1,459,108**	**$ 1,552,734**	**$ 1,649,888**
Expenses								
Water Operating and Maintenance	$ 316,700	$ 332,967	$ 313,190	$ 327,561	$ 342,578	$ 358,295	$ 374,747	$ 391,931
Wastewater Operating and Maintenance	426,422	406,961	454,824	475,631	497,372	520,123	543,929	568,798
Total Operating Expenses	**$ 743,122**	**$ 739,928**	**$ 768,013**	**$ 803,192**	**$ 839,950**	**$ 878,418**	**$ 918,676**	**$ 960,729**
Non-Operating								
Other Non-Operating Transfers	$6,162	$36,522	$8,179	$24,273	$41,218	$53,240	$75,926	$96,772
Interest Income (Cash Flow)	(46,600)	(47,750)	(50,137)	(53,283)	(55,994)	(58,907)	(61,714)	(64,811)
Debt Service - Existing	264,620	282,171	291,274	284,640	298,566	298,415	298,605	298,724
Debt Service - Future	0	6,000	32,556	52,124	76,016	97,019	117,598	140,455
Capital Transfers	119,903	153,704	162,008	179,183	171,959	190,923	203,643	218,019
Total Non-Operating Expenses	**$344,085**	**$ 430,647**	**$ 443,880**	**$ 486,937**	**$ 531,765**	**$ 580,690**	**$ 634,058**	**$ 689,159**

Revenue increases will be necessary over the period of this analysis to support operating and maintenance expenses, as well as debt service requirements for the system, while maintaining adequate reserves and overage ratios. The following table illustrates the coverage requirements.

WATER AND SEWER DEBT RATIOS								
	FY 2024-25 Actual	FY 2025-26 Projected	FY 2026-27 Proposed	FY 2027-28 Future	FY 2028-29 Future	FY 2029-30 Future	FY 2030-31 Future	FY 2031-32 Future
Proposed Retail Revenue Increases			6%	7.5%	7%	7%	7%	7%
Required Primary Debt Service Coverage Ratio	1.25	1.25	1.25	1.25	1.25	1.25	1.25	1.25
Actual/Projected Primary Debt Service Coverage Ratio	**1.63**	**1.87**	**1.77**	**1.84**	**1.85**	**1.89**	**1.94**	**1.97**
Required Secondary Debt Service Coverage Ratio	1.10	1.10	1.10	1.10	1.10	1.10	1.10	1.10
Actual/Projected Secondary Debt Service Coverage Ratio	**6.41**	**7.21**	**8.11**	**4.40**	**4.89**	**5.59**	**6.26**	**6.91**
Required State Revolving Loan Debt Service Coverage Ratio	1.15	1.15	1.15	1.15	1.15	1.15	1.15	1.15
Actual/Projected State Revolving Loan Debt Service Coverage Ratio	**3.98**	**5.63**	**5.49**	**3.09**	**3.45**	**4.02**	**4.59**	**5.14**
(Dollars In Thousands)								
Rate Stabilization Fund	$30,534	$30,534	$30,534	$30,534	$30,534	$30,534	$30,534	$30,534
General Reserve Fund	$90,693	$90,693	$90,693	$109,103	$144,195	191,024	260,240	350,003
Total Flexible Cash Reserves	**$121,227**	**$121,227**	**$121,227**	**$139,637**	**$174,729**	**$221,558**	**$290,774**	**$380,537**
Reserves Required By Bond Ordinance	**$108,673**	**$119,823**	**$128,002**	**$133,865**	**$139,992**	**$146,403**	**$153,113**	**$160,122**

Solid Waste - Collection and Disposal Operations

The Department of Solid Waste Management (DSWM) collects garbage and trash from approximately 350,000 residential customers in the Waste Collection Service Area (WCSA), which includes UMSA and nine municipalities. Twice-per-week automated garbage collection, twice-per-year trash and bulky waste pick up (up to 25 cubic yards each), and access to 13 Trash and Recycling Centers are provided in the WCSA. The residential recycling collection program serves approximately 370,000 households in the WCSA including nine municipalities through inter-local agreements. DSWM is responsible for the disposal of garbage and trash countywide and operates three regional transfer stations, two active landfills, along with contracting to utilize private landfills as necessary to maintain landfill capacity.

Projections for collection and disposal activity assume minimal growth in the number of households and marginally higher tonnage than prior years. Collections from the WCSA represent 45 percent of the total tons disposed of for geographic Miami-Dade County, which is projected to be 2.068 million tons in the current fiscal year. FY 2026-27 tonnage is estimated to be two percent higher than current year's projections. In addition to collection and disposal operations, revenues generated by fees and charges are used to support landfill operations, closure and landfill remediation; ongoing monitoring; and equipment through both pay-as-you-go projects and issuance of debt.

The table shown below illustrates the cash flows for both the collection and disposal funds. The current five-year forecast for the Solid Waste Enterprise Fund (System) includes the annual residential curbside collection fee. The FY 2026-27 Proposed Budget maintains a flat residential curbside collection fee of $702 per household for residential curbside collection forgoing Ordinance 24-77 required an annual CPI adjustment to be applied to the residential solid waste collection fee. The CPI rate that was forgone equated to a 3.91 percent increase in accordance with the CPI for All Urban Consumers, South Region as published by the U.S. Bureau of Labor Statistics.

The level of CPI programmed in FY 2026-27 is zero percent and then includes an average of two percent thereafter that equals a $14 fee increase for FY 2027-28, $14 fee increase for FY 2028-29, $15 fee increase in FY 2029-30, and $15 fee increase for FY 2030-31. As a result of forgoing the 3.91 CPI during FY 2026-27, the Collection Fund is projected to experience a deficit of approximately $3.308 million in FY 2027-28, with deficits continuing to grow in subsequent years. To balance the budget in any of the given years that reflect a deficit, either a reduction in service would have to be evaluated or implementation of a CPI increase on the collection fee that aligns with current market conditions.

The FY 2026-27 Proposed Budget for Disposal Activities programs a 2 percent CPI adjustment that equates to $1.53 increasing from $76.12 to $77.65 for the Disposal Contract Tipping Fee per ton and a 2 percent CPI increase of $0.34 from $16.66 to $17 on the Transfer Fee per ton. Future increases are included in the five-year plan for disposal activities that track with an average two percent increase each year. Although there are not any projected deficits in the Disposal Fund, the end of year reserve is decreasing because of cash funded capital projects that do not have a mechanism for cost recapture.

As a result of the fire that occurred at the Resources Recovery Facility (RRF) on February 12, 2023, the department is reviewing future long-term options to replace the lost ability to dispose of approximately one million tons of garbage on an annual basis. In the short term, the department will utilize existing landfills as well as contracts with private haulers for the disposal of garbage. In the table below, the RRF Insurance proceeds are broken out as these are restricted funds and should not be presented along with disposal revenues and reserves.

The Utility Service Fee Fund is funded through a six percent charge on Miami-Dade WASD bill. This fee is shared with the Department of Environmental Resources Management and generates approximately $75 million with $25 million allocated to the Solid Waste Department for water and soil quality mitigation activities. Although there is a healthy reserve amount of $39.860 million programmed in FY 2026-27, the on-going need of capital activities reduces the reserve in future years.

Collection and Disposal Operations	FY 2025-26	FY 2026-27	FY 2027-28	FY 2028-29	FY 2029-30	FY 2030-31
	Projections	Future	Future	Future	Future	Future
Revenues						
Collection Fees and Charges	281,944	279,964	273,309	264,508	253,473	243,391
Disposal Fees and Charges	467,118	442,697	428,788	409,744	397,493	388,518
Utility Service Fee	125,027	145,477	159,388	165,341	154,413	149,047
RRF Insurance Proceed	53,000	53,000	53,000	53,000	53,000	53,000
Total Operating Revenues	**$927,089**	**$921,138**	**$914,485**	**$892,593**	**$858,379**	**$833,955**
Expenses						
Collection Operating and Maintenance	235,257	242,353	249,408	256,649	260,586	268,197
Disposal Operating and Maintenance	195,939	207,075	206,485	212,298	218,276	224,423
Disposal USF	2,380	201	2,624	2,755	2,893	3,038
Disposal Insurance Proceed	0	0	0	0	0	0
Total Operating Expenses	**$433,576**	**$449,629**	**$458,517**	**$471,703**	**$481,755**	**$495,658**
Collection Debt Service and Capital	21,790	26,382	27,209	28,692	30,456	31,522
Disposal Debt Service and Capital	30,094	42,427	38,476	32,277	31,284	42,816
Disposal Debt Service and Capital-USF	5,299	5,416	16,423	33,173	27,473	46,423
Disposal Debt Service and Capital-Insurance Proceed	0	0	0	0	0	0
Total Non-Operating Expenses	**$57,183**	**$74,225**	**$82,108**	**$94,142**	**$89,213**	**$120,761**
CollectionYear End Cash Flow	24,897	11,229	(3,308)	(20,833)	(37,568)	(56,328)
Disposal Year End Cash Flow	241,085	193,195	183,828	165,169	147,933	121,279
Disposal Year End Cash Flow-USF	117,348	139,860	140,341	129,413	124,047	99,586
Disposal Year End Cash Flow-Insurance Proceed	53,000	53,000	53,000	53,000	53,000	53,000
Total Non-Operating Expenses	**$436,330**	**$397,284**	**$373,861**	**$326,748**	**$287,411**	**$217,537**

Regional Transportation

The People's Transportation Plan (PTP) half-cent surtax was authorized in November of 2002. The combined PTP and Department of Transportation and Public Works (DTPW) Five-Year plan is updated annually, adjusted for actual revenue performance, debt issuances, changes in employee salaries and benefits due to collective bargaining and other operating expenditure variations. The PTP Pro Forma includes the General Fund subsidy, PTP Surtax, fares, state and federal grants and other local revenues.

For the past ten years, each iteration of the five-year plan for regional transportation included an extraordinary general fund contribution to sustain our regional transportation system. The estimated figure for general fund support in each five-year plan over the past decade supports the requirement for a general fund contribution of $335.979 million in FY 2026-27; with some iterations of the five-year plan reflecting a higher or a lower amount that usually included an offsetting revenue in the form of a fare increase and/or increase in fuel taxes. If compared to the traditional 3.5 percent growth factor that our regional transportation received prior to FY 2025-26, the amount for FY 2026-27 would have been closely aligned with the prior year adopted amount of $270.655 million. It was widely presented during each budget proposal that our regional transportation system would require an infusion of funding and/or a reduction service that equates to an increase of $96 million for FY 2026-27 over the prior year adopted budget.

A revenue increase of $96 million at this time is not realistic given fiscal realities. While a substantial increase of $66 million in General Fund was programmed towards our regional transportation system, a reduction of $30 million in service-related reductions was also programmed.

The reductions included in the FY 2026-27 Proposed Budget deviate slightly from prior attempts as it focuses on expenditure reductions in lieu of revenue increases. Although there is no scenario that is favorable, the current proposal includes the elimination of 12 bus routes and the structural change of early morning and late evening operation on another 44 routes, with impacts that are geographically equitable but will have a temporal impact on riders. The Proposed Budget is a beginning of the funding discussion, and it should be noted that scenarios proffered in previous years are still viable and include options such as a fare increase ($10 million reoccurring), an increase in the fuel taxes ($10 million reoccurring), restructuring of Special Transportation Services ($5 million reoccurring) and possible elimination and/or restructuring of Metro Connect ($5 million reoccurring).

Additionally, what is not reflected in the financials for DTPW nor the five-year plan for regional transportation is the Transportation Infrastructure Improvement District (TIID), which also plays a critical role. In order to program a general fund amount of $335.979 million for DTPW, approximately $89.6 million of TIID was used to support transit operations in our General Fund; additionally, since DTPW receives Countywide General Fund as a transfer; future TIID amounts are programmed in the general fund backing the transfer of general fund to DTPW and will not be reflected in DTPW nor the five-year plan.

As with any long-term plan, estimates and assumptions are made, which evolve over time and in some cases do not materialize. This is what was experienced last fiscal year when Florida House Bill (HB) 7031 eliminated the state sales tax and local discretionary surtaxes on commercial property leases, effective October 1, 2025. This legislation resulted in a $25 million reduction to PTP annual surtax revenues. Similarly, HJR 1-F Serves as a proposed constitutional amendment (Amendment 3) to increase the homestead exemption on non-school levies. If passed by voters, it would increase the exemption from $50,000 to $150,000 in 2027, from $150,000 to $250,000 in 2028, and caps the annual assessed value increase of non-homestead properties at five percent. If passed, this will further reduce revenues available for our regional transportation system. Additional impacts in the form of inflation, interest rate on borrowings, and collective bargaining agreements also will impact the five-year plan. While we try to anticipate future impacts, unexpected changes could have a impact that requires attention.

The Proposed FY 2026-27 Five-Year Plan for Regional Transportation in Miami-Dade County reflects a stable path forward that incorporates a one-time reoccurring service reductions of $30 million, while providing an increase of $66 million in funding. This approach would right-size the system and provide some level of fiscal stability for a span of five years.

For FY 2026-27, the PTP Surtax revenue used to support transit operations is programmed at $150.598 million and accounts for $106.400 million in PTP eligible transit operations and support services and $44.198 million for the South Dade BRT operations and maintenance.

In FY 2026-27, PTP Surtax funding is projected at $748.048 million (includes PTP Surtax at 95 percent of estimated value, prior year carryover and interest earning revenues) and is proposed to be used for the following: DTPW transit services and operations ($150.598 million), Citizens' Independent Transportation Trust (CITT) board support and oversight of PTP funds ($4.778 million), municipalities to operate transportation services ($88.109 million), a transfer to the PTP Capital Expansion Reserve fund ($49.097 million), and payments for debt service and bus financing requirements ($184.691 million). After commitments are paid and/or recorded as transfers to other funds, it is estimated that a ending cash balance of $270.305 million will be available to program as a reserve.

PTP Revenue and Expenses

As we enter the mid-point of calendar year 2026, sales tax growth has declined on average of 7.5 percent over the previous year actual of $423.239 million and is projected at $391.496 million for FY 2025-26. The primary driver of the sales tax decline is the passage of House Bill 7031 which had the impact of eliminating $25 million on the amount of PTP Surtax received by County. For the purposes of this five-year financial outlook, starting in FY 2026-27, PTP Surtax revenue is expected to grow by a rate of two percent (amount budgeted at 95 percent is $383.095 million); over the next five years, the growth rate is projected to be an average of two percent in FY 2026-27 and three percent thereafter. The variations in growth rates are unclear as historical sales tax fluctuations and its impact on future performance is not tracked by the State of Florida Department of Revenue (DOR).

PTP expenditures over the next five years include contributions to municipalities at approximately 23 percent of gross PTP Surtax revenue and funding of on-going CITT administration, which grew at four percent over the previous year. The PTP Capital Expansion Reserve fund ($49.097 million) will support the Northeast Corridor.

Included as part of the five-year plan expenditures, the PTP will continue to meet its current debt service obligations for transit projects ($767 million in total) and public works projects ($154 million in total over the next five years). Also planned over the next five years, additional future debt service payments for future bond proceeds to continue PTP capital projects and financing expenses funded by the PTP Surtax for the replacement of the aging Metrobus fleet ($3.389 billion in total). Future debt service expenses were programmed in the five-year plan as interest only for five years, then amortized for the remaining term.

Finally, after meeting the commitments and obligations above, the PTP Surtax have a reserve balance of $270.305 million.

DTPW Operations and Capital

The General Fund contributions in the Pro Forma have been adjusted for the 2027 Proposed Pro Forma. As it pertains to revenues for DTPW operations, the plan assumes a FY 2026-27 General Fund contribution increase of 24 percent and then 3.5 percent thereafter. Although there are no extraordinary adjustments above the General Fund contribution as reflected in prior years, exogenous impacts to the proforma could necessitate extraordinary adjustment in a future iteration. Currently, DTPW is programmed to receive two subsidies in FY 2026-27, one being the General Fund amount of $355.979 million and the other is the Capital Improvement Local Option Gas Tax (CILOGT), which is currently levied at three cents. The Proposed Budget maintains this levy at the same level and is programmed at $19.336 million; it should also be noted that the Six-Cent Local Option Gas Tax (average collection is $65 million split between municipalities and the County) is collected by the County and distributed as part of the General Fund MOE that is programmed within DTPW.

As part of the 2026-27 Proposed Budget, no fare increase was programmed, keeping fares flat generating $87.257 million that contributes to the ongoing operations of the transportation system. DTPW does not have any carryover to fund operations in FY 2026-27. State Transportation Disadvantaged Trust Fund revenue remains at $6 million.

The expenditures for Metrobus reflect a 10 percent reduction in service levels to create a sustainable outlook for funding. There are built in increases for health insurance, retirement and workers' compensation, as well as other operating increases. The estimated CPI within the next five years averages three percent. The forecast assumes that DTPW will continue with its multi-year PTP Capital Plan for Transit projects. The PTP Capital Plan includes: replacement of rail vehicles, design and planning of the Beach and East West Corridors, expansion of the rail corridors to include the Northeast and North Corridor, as well as other improvements and rehabilitation to the existing transit system ($3.389 billion in total). It also includes Public Works projects such as: upgrades and enhancements to the Advanced Traffic Management System (ATMS) and various neighborhood roadway improvements ($52.510 million), all funded through bond proceeds. Due to legislation (State House Bill 385), that became effective October 1, 2022, the County can no longer use PTP Surtax proceeds to plan, develop, or construct roads or bridges, nor can the County use surtax proceeds to operate and maintain road, bridge and transit projects that were not referenced in the ballot question or included in the original Exhibit 1.

SMART Plan

The SMART Plan includes additional PTP Surtax funding because of the flexing of SU grant funds allocated by the TPO. The Five-Year plan also includes an additional $2 million from dedicated DTPW joint development revenue as required by Resolutions R-429-17 and R-774-17 and additional transfers from the Transportation Infrastructure Improvement District (TIID) revenues as required by Ordinance 18-8.

40-Year PTP and DTPW Pro Forma

As part of the 40-year plan, it is anticipated that DTPW will continue with a future PTP capital program to improve and upgrade existing transit assets, rehabilitate the new Metrorail vehicle fleet, and rehabilitate and eventually replace the current Metromover vehicle fleet. It plans for a future bus replacement program that replenishes the fleet every 12 years. Also, PTP Surtax is expected to provide support for future Transit services and operations that were included in the ballot question and in Exhibit 1.

FY 2026-27 Proposed Budget and Multi-Year Capital Plan

Revenues (Dollar in Thousands)	2027	2028	2029	2030	2031	2032
Operating Revenues						
Transit Operating Carryover	$ -	$ 4,363	$ 4,124	$ 6,780	$ 4,963	$ 1,306
Transit Fares and Fees	87,257	87,693	88,131	88,572	89,015	89,460
Other Transit Revenues	14,046	14,767	14,950	14,950	16,070	16,070
PTP Revenue Fund Carryover	350,000	290,467	196,649	160,565	175,500	123,931
PTP Interest Earnings	15,300	15,606	15,918	16,236	16,561	16,892
Grant Funding and Subsidies						
State Disadvantaged Trust Fund Program	6,766	6,766	6,100	6,100	6,100	6,100
Local Revenues						
Countywide General Fund Support	335,979	347,738	359,909	372,506	385,544	399,038
Extraordinary Adjustment in General Fund Support (DTPW)	-	-	-	-	-	-
Extraordinary Adjustment in General Fund Support (PTP Fund)	-	-	-	-	-	-
PTP Sales Tax Revenue	403,240	415,337	427,797	440,631	453,850	467,466
Capital Revenues						
PTP Capital Expansion Reserve Fund Carryover	-	-	-	-	-	-
DTPW PTP Capital Project Fund Carryover	-	-	-	-	-	-
Planned Future Bond Proceeds	319,473	631,471	449,071	212,094	88,588	1,659,872
Planned Financing for Bus Replacement Program	-	-	-	12,684	4,377	80,511
Fund Transfers						
PTP Capital Expansion from PTP Revenue	12,835	2,935	150	14,222	14,727	7,453
Transit Operating from PTP Revenue	145,300	178,206	181,770	185,405	189,113	192,896
Smart Plan Revenues						
SMART Plan Carryover	-	-	-	-	-	-
Transfer from PTP Revenue from swapped TPO SU Grant Funds	30,000	30,000	30,000	30,000	30,000	30,000
Transfer Plan from Available PTP Revenue Funds	36,262	47,812	127,631	107,615	-	-
Transfer Plan from Capital Expansion	12,835	2,935	150	14,222	14,727	7,453
Transfer Plan from Dedicated Transit Joint Development Revenue	1,900	721	904	904	2,024	2,024
Total Revenues	**$ 1,771,193**	**$ 2,106,817**	**$ 1,933,854**	**$ 1,714,699**	**$ 1,522,996**	**$ 3,132,946**

Expenses (Dollar in Thousands)	2027	2028	2029	2030	2031	2032
DTPW Operating Expenses						
Transit Operating Expense, net of reimbursements	$ 579,929	$ 629,669	$ 642,281	$ 663,427	$ 682,456	$ 701,402
Capital Expenses						
PTP Capital Expansion Reserve Expenses	-	-	-	-	-	-
DTPW Transit PTP Capital Projects Fund Expenses	319,473	631,471	449,071	212,094	88,588	1,659,872
DTPW Public Works PTP Capital Projects Fund Expenses	-	-	-	-	-	-
Planned Bus Replacement Purchases	-	-	-	12,684	4,377	80,511
Debt Service/Financing Expenses						
Current PTP Debt Service for Transit	138,388	136,141	137,395	137,389	137,383	131,988
Current PTP Debt Service for Public Works	28,240	25,887	25,368	25,365	25,364	25,364
Future DTPW PTP Debt Service	15,915	25,000	25,000	30,000	35,000	117,118
Future Financing for Future Bus Replacement Program	-	2,071	2,610	3,812	3,948	10,452
TPO Reimbursement						
Reimbursement from TPO Flexed SU grant	(30,000)	(30,000)	(30,000)	(30,000)	(30,000)	(30,000)
Transfer Out						
Municipal Contributions, includes new cities	88,609	96,027	98,893	101,845	104,886	108,017
SFRTA Contribution	4,235	4,235	4,235	4,235	4,235	4,235
Transfer to County Departments/Programs						
Transfer to Office of the CITT	4,778	4,972	5,158	5,339	5,499	5,664
Transfer to South Dade Busway Roadway Operations	5,298	5,404	5,512	5,622	5,735	5,849
Transfer from PTP Revenue to Transit Operating	145,300	178,206	181,770	185,405	189,113	192,896
Transfer from PTP Revenue to Surtax Reserve	-	-	-	-	-	-
Intrafund Transfers						
Transfer from PTP Revenue to PTP Capital Expansion	12,835	2,935	150	14,222	14,727	7,453
Transfer to Transit Debt Service for Non-PTP Debt	821	784	784	784	784	1,324
Contributions to the SMART Plan						
PTP Capital Expansion Reserve Fund	12,835	2,935	150	14,222	14,727	7,453
PTP Revenue Fund from swapped TPO SU Grant Funds	30,000	30,000	30,000	30,000	30,000	30,000
PTP Revenue Fund from Available Funds	36,262	47,812	127,631	107,615	-	-
Transit Operating Fund Dedicated Joint Development Revenue	-	721	904	904	2,024	2,024
Planned End of Year Carryover						
SMART Plan End of Year Balance	-	-	-	-	-	-
PTP Revenue Fund End of Year Balance	292,615	196,649	30,565	500	123,931	3,157
PTP Capital Expansion Reserve Fund End of Year Balance	-	-	-	-	-	-
DTPW Transit Operating Fund End of Year Balance	13,363	4,124	6,780	4,963	1,306	(4,115)
DTPW PTP Capital Projects Fund End of Year Balance	70,397	111,053	188,693	183,367	76,888	70,257
Total Expenses	**$ 1,771,193**	**$ 2,106,817**	**$ 1,933,854**	**$ 1,714,698**	**$ 1,522,996**	**$ 3,132,946**

Return to Table of Contents

APPENDICES

Return to Table of Contents

APPENDIX A
Operating Budget Expenditures by Revenue Source with Total Positions

(Dollars in thousands)

Department / Primary Activity	Countywide General Fund		Unincorporated General Fund		Proprietary Fees Bond Funds		State Funds		Federal Funds		Interagency Transfers and Reimbursements		Total Funding		Total Positions	
	25-26	26-27	25-26	26-27	25-26	26-27	25-26	26-27	25-26	26-27	25-26	26-27	25-26	26-27	25-26	26-27
Strategic Priority: Policy Formulation																
Office of the Mayor																
Office of the Mayor	7,071	7,450	1,882	1,981	0	0	0	0	0	0	0	0	8,953	9,431	45	44
Department Total	**7,071**	**7,450**	**1,882**	**1,981**	**0**	**0**	**0**	**0**	**0**	**0**	**0**	**0**	**8,953**	**9,431**	**45**	**44**
Board of County Commissioners																
Board of County Commissioners	23,780	25,360	6,321	6,741	0	0	0	0	0	0	0	0	30,101	32,101	192	192
Office of the Chair	1,150	1,217	306	324	0	0	0	0	0	0	0	0	1,456	1,541	6	5
Agenda Coordination and Processing	1,063	1,059	282	281	0	0	0	0	0	0	0	0	1,345	1,340	6	6
Community Advocacy	2,129	2,012	566	535	192	192	0	0	0	0	63	0	2,950	2,739	19	19
Intergovernmental Affairs	1,728	1,696	341	451	0	0	0	0	0	0	187	125	2,256	2,272	9	9
Media	943	944	251	251	0	0	0	0	0	0	62	0	1,256	1,195	7	7
Jay Malina International Trade Consortium	1,401	1,501	372	399	0	0	0	0	0	0	100	100	1,873	2,000	8	8
Protocol	634	626	168	166	0	0	0	0	0	0	0	0	802	792	3	3
Office of Commission Auditor	2,656	3,472	706	923	0	0	0	0	0	0	900	0	4,262	4,395	24	24
Office of Policy and Budgetary Affairs	1,143	1,495	303	398	0	0	0	0	0	0	251	0	1,697	1,893	6	7
Support Staff	1,753	1,954	466	519	0	0	0	0	0	0	62	0	2,281	2,473	14	14
Department Total	**38,380**	**41,336**	**10,082**	**10,988**	**192**	**192**	**0**	**0**	**0**	**0**	**1,625**	**225**	**50,279**	**52,741**	**294**	**294**
County Attorney's Office																
Office of the County Attorney	29,711	30,603	7,898	8,135	8,821	9,632	0	0	0	0	0	0	46,430	48,370	168	167
Department Total	**29,711**	**30,603**	**7,898**	**8,135**	**8,821**	**9,632**	**0**	**0**	**0**	**0**	**0**	**0**	**46,430**	**48,370**	**168**	**167**
Policy Formulation Total	**75,162**	**79,389**	**19,862**	**21,104**	**9,013**	**9,824**	**0**	**0**	**0**	**0**	**1,625**	**225**	**105,662**	**110,542**	**507**	**505**
Strategic Priority: Constitutional Office																
Clerk of the Court and Comptroller																
Clerk County Operations	16,402	16,651	0	0	12,080	12,524	0	0	0	0	1,022	1,511	29,504	30,686	193	205
Cash Management Operations	0	0	0	0	866	1,228	0	0	0	0	464	122	1,330	1,350	6	6
Comptroller Audit Operations	3,687	5,103	0	0	750	100	0	0	0	0	0	300	4,437	5,503	31	31
Comptroller Finance Operations	17,361	20,439	0	0	9,671	2,892	0	0	0	0	0	4,332	27,032	27,663	185	183
Records Center Operations	0	0	0	0	2,706	2,931	0	0	0	0	0	0	2,706	2,931	25	27
Department Total	**37,450**	**42,193**	**0**	**0**	**26,073**	**19,675**	**0**	**0**	**0**	**0**	**1,486**	**6,265**	**65,009**	**68,133**	**440**	**452**
Property Appraiser																
Property Appraiser	58,194	58,654	0	0	4,066	6,838	0	0	0	0	4,544	4,814	66,804	70,306	428	432
Department Total	**58,194**	**58,654**	**0**	**0**	**4,066**	**6,838**	**0**	**0**	**0**	**0**	**4,544**	**4,814**	**66,804**	**70,306**	**428**	**432**
Sheriff's Office																
Office of the Sheriff	377,728	420,385	545,132	557,771	195,140	201,765	0	0	0	0	0	1,146	1,118,000	1,181,067	4,595	4,795
Department Total	**377,728**	**420,385**	**545,132**	**557,771**	**195,140**	**201,765**	**0**	**0**	**0**	**0**	**0**	**1,146**	**1,118,000**	**1,181,067**	**4,595**	**4,795**
Supervisor of Elections																
Supervisor of Elections	42,720	48,658	0	0	4,580	512	0	0	0	0	0	0	47,300	49,170	151	151
Department Total	**42,720**	**48,658**	**0**	**0**	**4,580**	**512**	**0**	**0**	**0**	**0**	**0**	**0**	**47,300**	**49,170**	**151**	**151**
Tax Collector																
Office of the Tax Collector	0	0	0	0	0	0	0	0	0	0	0	0	0	0	707	707
Department Total	**0**	**0**	**0**	**0**	**0**	**0**	**0**	**0**	**0**	**0**	**0**	**0**	**0**	**0**	**707**	**707**
General Government Improvement Fund																
Capital Improvement Fund	0	20,279	0	0	0	3,172	0	0	0	0	0	506	0	23,957	0	0
Department Total	**0**	**20,279**	**0**	**0**	**0**	**3,172**	**0**	**0**	**0**	**0**	**0**	**506**	**0**	**23,957**	**0**	**0**
Non-Departmental																
Property Appraiser	1,755	1,780	0	0	0	0	0	0	0	0	0	0	1,755	1,780	0	0
Department Total	**1,755**	**1,780**	**0**	**0**	**0**	**0**	**0**	**0**	**0**	**0**	**0**	**0**	**1,755**	**1,780**	**0**	**0**
Constitutional Office Total	**517,847**	**591,949**	**545,132**	**557,771**	**229,859**	**231,962**	**0**	**0**	**0**	**0**	**6,030**	**12,731**	**1,298,868**	**1,394,413**	**6,321**	**6,537**
Strategic Priority: An Economy that Works for All																

Return to Table of Contents

APPENDIX A
Operating Budget Expenditures by Revenue Source with Total Positions

(Dollars in thousands)

Department / Primary Activity	Countywide General Fund		Unincorporated General Fund		Proprietary Fees Bond Funds		State Funds		Federal Funds		Interagency Transfers and Reimbursements		Total Funding		Total Positions	
	25-26	26-27	25-26	26-27	25-26	26-27	25-26	26-27	25-26	26-27	25-26	26-27	25-26	26-27	25-26	26-27
Aviation																
Executive	0	0	0	0	8,743	8,139	0	0	0	0	0	0	8,743	8,139	27	26
Administration	0	0	0	0	88,133	84,663	0	0	0	0	0	0	88,133	84,663	185	155
Business Development Real Estate	0	0	0	0	14,110	38,724	0	0	0	0	0	0	14,110	38,724	71	160
Commercial Operations	0	0	0	0	51,461	55,650	0	0	0	0	0	0	51,461	55,650	0	0
Facilities Development	0	0	0	0	32,388	37,233	0	0	0	0	0	0	32,388	37,233	78	81
Facilities Management	0	0	0	0	269,952	248,674	0	0	0	0	0	0	269,952	248,674	526	403
Finance and Strategy	0	0	0	0	12,484	11,160	0	0	0	0	0	0	12,484	11,160	62	55
Operations	0	0	0	0	62,939	47,124	0	0	0	0	0	0	62,939	47,124	535	372
Policy Advisement	0	0	0	0	6,482	5,065	0	0	0	0	0	0	6,482	5,065	18	12
Public Safety and Security	0	0	0	0	134,617	144,649	0	0	0	0	0	0	134,617	144,649	196	196
Non-Departmental	0	0	0	0	78,226	78,907	0	0	0	0	0	0	78,226	78,907	0	0
Policy and External Affairs	0	0	0	0	4,203	0	0	0	0	0	0	0	4,203	0	25	0
Digital Strategy and Innovation	0	0	0	0	6,980	9,587	0	0	0	0	0	0	6,980	9,587	21	21
Strategic Partnership, Communications & Customer Engagement	0	0	0	0	4,033	9,754	0	0	0	0	0	0	4,033	9,754	18	47
Procurement & Materials Management	0	0	0	0	0	11,134	0	0	0	0	0	0	0	11,134	0	42
Business Development Commercial Operations	0	0	0	0	0	30,150	0	0	0	0	0	0	0	30,150	0	210
Department Total	**0**	**0**	**0**	**0**	**774,751**	**820,613**	**0**	**0**	**0**	**0**	**0**	**0**	**774,751**	**820,613**	**1,762**	**1,780**
Housing and Community Development																
Office of the Director	0	0	0	0	27	917	0	0	4,965	873	0	0	4,992	1,790	50	7
Development	382	0	0	0	624	22,438	0	0	3,249	1,826	0	0	4,255	24,264	24	29
Finance, Budget and Lending	0	0	0	0	118	4,107	0	0	5,161	4,666	0	0	5,279	8,773	66	59
Community Development	0	0	0	0	54,635	0	10,665	0	19,669	0	0	0	84,969	0	35	0
Human Resources	0	0	0	0	3	0	0	0	1,262	0	0	0	1,265	0	9	0
Section 8 Housing Choice Voucher	0	0	0	0	8,481	0	0	0	26,232	0	0	0	34,713	0	24	0
Public Housing Division	3,330	0	0	0	15,736	0	1,642	0	60,957	0	0	0	81,665	0	259	0
Housing Programs	0	0	0	0	0	35,446	0	0	0	83,943	0	0	0	119,389	0	263
Program Excellence	0	0	0	0	0	1,493	0	0	0	5,331	0	0	0	6,824	0	44
Office of Strategic Initiatives and Planning	0	0	0	0	0	107,366	0	0	0	19,663	0	0	0	127,029	0	30
Department Total	**3,712**	**0**	**0**	**0**	**79,624**	**171,767**	**12,307**	**0**	**121,495**	**116,302**	**0**	**0**	**217,138**	**288,069**	**467**	**432**
Miami-Dade Economic Advocacy Trust																
Office of the Executive Director and Administration	878	757	0	0	480	730	0	0	0	0	0	0	1,358	1,487	5	5
Economic Development	760	782	0	0	0	0	0	0	0	0	0	0	760	782	3	3
Youth Services	0	0	0	0	1,018	1,009	0	0	0	0	0	0	1,018	1,009	7	7
Housing	0	0	0	0	12,262	11,753	0	0	0	0	0	0	12,262	11,753	12	12
Research and Policy	246	327	0	0	0	0	0	0	0	0	0	0	246	327	2	2
Department Total	**1,884**	**1,866**	**0**	**0**	**13,760**	**13,492**	**0**	**0**	**0**	**0**	**0**	**0**	**15,644**	**15,358**	**29**	**29**
Regulatory and Economic Resources																
Director's Office	0	0	0	0	2,560	2,638	0	0	0	0	0	0	2,560	2,638	13	12
Administrative and Business Operations Support Services	0	0	0	0	7,226	8,498	0	0	0	0	762	432	7,988	8,930	117	113
Consumer and Neighborhood Protection	895	895	0	0	55,330	60,016	0	0	0	0	0	0	56,225	60,911	314	287
Development Services	0	0	0	0	13,426	38,959	0	0	0	0	0	2,945	13,426	41,904	51	75
Planning and Economy	1,290	2,755	233	248	6,703	7,455	0	0	0	0	0	489	8,226	10,947	39	59
Building and Environmental Permitting	0	0	0	0	95,696	97,516	60	0	690	650	1,651	3,003	98,097	101,169	469	465
Board and Code Administration	0	0	0	0	13,756	14,608	0	0	0	0	0	0	13,756	14,608	45	45
Environmental Code Administration and Support Services	0	0	0	0	0	1,662	0	0	0	0	0	0	0	1,662	0	10
Department Total	**2,185**	**3,650**	**233**	**248**	**194,697**	**231,352**	**60**	**0**	**690**	**650**	**2,413**	**6,869**	**200,278**	**242,769**	**1,048**	**1,066**

Return to Table of Contents

APPENDIX A
Operating Budget Expenditures by Revenue Source with Total Positions

(Dollars in thousands)

Department / Primary Activity	Countywide General Fund		Unincorporated General Fund		Proprietary Fees Bond Funds		State Funds		Federal Funds		Interagency Transfers and Reimbursements		Total Funding		Total Positions	
	25-26	26-27	25-26	26-27	25-26	26-27	25-26	26-27	25-26	26-27	25-26	26-27	25-26	26-27	25-26	26-27
Seaport																
Office of the Port Director	0	0	0	0	4,041	3,716	0	0	0	0	0	0	4,041	3,716	17	17
Deputy Director's Office - Operations and Security	0	0	0	0	950	954	0	0	0	0	0	0	950	954	5	4
Seaport Chief Financial Officer	0	0	0	0	0	217	0	0	0	0	0	0	0	217	0	1
Deputy Director's Office - Strategy, Capital Development and Huma	0	0	0	0	2,174	605	0	0	0	0	0	0	2,174	605	14	2
Port Operations	0	0	0	0	26,617	49,892	0	0	0	0	0	0	26,617	49,892	137	72
Seaport Facilities	0	0	0	0	38,851	19,263	0	0	0	0	0	0	38,851	19,263	92	158
Safety and Security	0	0	0	0	16,559	16,170	0	0	0	0	0	0	16,559	16,170	121	121
Finance	0	0	0	0	62,860	65,607	0	0	0	0	0	0	62,860	65,607	53	53
Planning, Environmental Resiliency and Grants	0	0	0	0	454	134	0	0	0	0	0	0	454	134	17	17
Human Resources	0	0	0	0	0	1,431	0	0	0	0	0	0	0	1,431	0	11
Strategy and Economic Development	0	0	0	0	24,487	24,188	0	0	0	0	0	0	24,487	24,188	17	17
Capital Development	0	0	0	0	0	21	0	0	0	0	0	0	0	21	45	45
Department Total	**0**	**0**	**0**	**0**	**176,993**	**182,198**	**0**	**0**	**0**	**0**	**0**	**0**	**176,993**	**182,198**	**518**	**518**
General Government Improvement Fund																
Capital Improvement Fund	0	0	0	0	0	1,000	0	0	0	0	0	0	0	1,000	0	0
Department Total	**0**	**0**	**0**	**0**	**0**	**1,000**	**0**	**0**	**0**	**0**	**0**	**0**	**0**	**1,000**	**0**	**0**
Non-Departmental																
An Economy that Works for All	110,944	114,350	8,156	7,788	0	0	0	0	0	0	0	0	119,100	122,138	0	0
Department Total	**110,944**	**114,350**	**8,156**	**7,788**	**0**	**0**	**0**	**0**	**0**	**0**	**0**	**0**	**119,100**	**122,138**	**0**	**0**
An Economy that Works for All Total	**118,725**	**119,866**	**8,389**	**8,036**	**1,239,825**	**1,420,422**	**12,367**	**0**	**122,185**	**116,952**	**2,413**	**6,869**	**1,503,904**	**1,672,145**	**3,824**	**3,825**
Strategic Priority: Healthy and Safe Communities																
Adrienne Arsht Center for the Performing Arts Trust																
Performing Arts Center Trust	0	0	0	0	14,558	14,558	0	0	0	0	0	0	14,558	14,558	0	0
Department Total	**0**	**0**	**0**	**0**	**14,558**	**14,558**	**0**	**0**	**0**	**0**	**0**	**0**	**14,558**	**14,558**	**0**	**0**
Animal Services																
Director's Office	66	87	0	0	550	550	0	0	0	0	0	0	616	637	2	2
Life Saving Programs and Shelter Services	4,852	4,247	0	0	1,763	1,965	0	0	0	0	0	0	6,615	6,212	62	58
Pet Protection Services	2,879	2,847	0	0	1,875	1,770	0	0	0	0	0	0	4,754	4,617	33	32
Finance, Budget and Compliance	1,452	2,854	0	0	2,697	1,626	0	0	0	0	0	0	4,149	4,480	30	30
Animal Care Division	8,957	8,699	0	0	1,900	2,500	0	0	0	0	0	0	10,857	11,199	112	109
Facilities and Asset Management	3,988	3,817	0	0	1,600	1,800	0	0	0	0	0	0	5,588	5,617	4	4
Veterinary Clinic	7,267	7,794	0	0	1,916	2,400	0	0	0	0	0	0	9,183	10,194	52	48
Human Resources and Employee Recognition	192	65	0	0	500	500	0	0	0	0	0	0	692	565	5	4
Community Engagement and Public Relations	305	641	0	0	700	600	0	0	0	0	0	0	1,005	1,241	4	6
Department Total	**29,958**	**31,051**	**0**	**0**	**13,501**	**13,711**	**0**	**0**	**0**	**0**	**0**	**0**	**43,459**	**44,762**	**304**	**293**
Community Services																
Office of the Director and Administration	13,103	8,944	0	0	140	161	0	0	0	0	0	0	13,243	9,105	67	57
Head Start	1,000	1,000	0	0	1,250	2,980	0	0	98,829	97,984	0	0	101,079	101,964	114	114
Rehabilitative Services	4,032	4,901	0	0	16	16	0	0	2,849	2,761	0	0	6,897	7,678	41	40
Older Adults and Individuals with Disabilities Division	12,489	12,828	0	0	0	0	893	893	4,724	4,431	0	0	18,106	18,152	138	120
Psychological Services	393	402	0	0	0	0	0	0	0	0	0	0	393	402	1	1
Energy and Facility Services	8,279	8,929	0	0	463	463	194	0	2,142	890	0	0	11,078	10,282	27	30
Youth Services Section	0	0	0	0	537	537	134	134	1,563	1,563	797	797	3,031	3,031	9	6
Transportation	2,146	1,990	0	0	5	285	0	0	0	0	0	0	2,151	2,275	16	20
Family and Community Services	5,238	5,520	0	0	148	148	0	0	16,128	6,141	0	0	21,514	11,809	105	105
Violence Prevention and Intervention Services	7,952	8,235	0	0	150	25	2,098	2,027	3,115	3,298	0	6,632	13,315	20,217	123	118
Guardian Ad Litem	964	943	0	0	0	0	0	0	0	0	0	0	964	943	6	6
Juvenile Services Operations	9,661	12,778	0	0	0	0	2,248	2,248	120	120	0	0	12,029	15,146	86	81
Mental Health Center	0	0	0	0	0	11,216	0	0	0	0	0	0	0	11,216	0	0
Department Total	**65,257**	**66,470**	**0**	**0**	**2,709**	**15,831**	**5,567**	**5,302**	**129,470**	**117,188**	**797**	**7,429**	**203,800**	**212,220**	**733**	**698**

Return to Table of Contents

APPENDIX A
Operating Budget Expenditures by Revenue Source with Total Positions

(Dollars in thousands)

Department / Primary Activity	Countywide General Fund		Unincorporated General Fund		Proprietary Fees Bond Funds		State Funds		Federal Funds		Interagency Transfers and Reimbursements		Total Funding		Total Positions	
	25-26	26-27	25-26	26-27	25-26	26-27	25-26	26-27	25-26	26-27	25-26	26-27	25-26	26-27	25-26	26-27
Corrections and Rehabilitation																
Office of The Director	32,158	35,208	0	0	70	100	0	0	0	0	0	0	32,228	35,308	163	168
Administration	100,747	98,337	0	0	993	1,017	0	0	0	0	0	0	101,740	99,354	348	297
Community Services	41,848	40,898	0	0	1,378	2,377	0	0	0	0	0	0	43,226	43,275	264	255
Operations	383,118	424,899	0	0	162	156	0	0	1,000	1,000	0	0	384,280	426,055	2,311	2,334
Department Total	**557,871**	**599,342**	**0**	**0**	**2,603**	**3,650**	**0**	**0**	**1,000**	**1,000**	**0**	**0**	**561,474**	**603,992**	**3,086**	**3,054**
Cultural Affairs																
Office of the Director and Administration	1,068	923	0	0	333	1,065	0	0	0	0	6,344	6,209	7,745	8,197	33	38
Grants and Programs	12,835	12,835	0	0	1,913	2,052	35	85	0	0	9,676	9,326	24,459	24,298	0	0
Art in Public Places	0	0	0	0	10,308	12,421	0	0	0	0	0	0	10,308	12,421	8	8
Cultural Facilities	105	105	0	0	7,549	5,726	0	0	0	0	9,109	10,304	16,763	16,135	51	53
Tourist Development Council Grants	0	0	0	0	250	225	0	0	0	0	1,450	1,475	1,700	1,700	0	0
Department Total	**14,008**	**13,863**	**0**	**0**	**20,353**	**21,489**	**35**	**85**	**0**	**0**	**26,579**	**27,314**	**60,975**	**62,751**	**92**	**99**
Fire Rescue																
Office of the Fire Chief	200	200	0	0	16,867	12,888	0	0	0	0	0	0	17,067	13,088	30	39
Budget/Planning/Grants/Administration	0	0	0	0	71,264	62,449	0	0	0	0	0	0	71,264	62,449	272	265
Technical/Support Services	0	0	0	0	188,923	194,782	0	0	0	0	0	0	188,923	194,782	251	250
Suppression and Rescue	50,528	65,048	0	0	550,141	582,286	0	0	2,536	1,045	9,216	9,216	612,421	657,595	2,557	2,690
Department Total	**50,728**	**65,248**	**0**	**0**	**827,195**	**852,405**	**0**	**0**	**2,536**	**1,045**	**9,216**	**9,216**	**889,675**	**927,914**	**3,110**	**3,244**
Homeless Trust																
Homeless Trust Operations	0	0	0	0	3,449	2,045	186	181	3,893	4,443	0	0	7,528	6,669	29	29
Domestic Violence Oversight Board	0	0	0	0	4,563	4,787	0	0	0	0	0	0	4,563	4,787	0	0
Emergency Housing	0	0	0	0	30,741	31,038	0	0	0	0	0	0	30,741	31,038	0	0
Permanent Housing	0	0	0	0	9,359	14,132	1,856	1,411	47,300	54,634	0	0	58,515	70,177	0	0
Support Services	0	0	0	0	2,392	3,598	0	0	1,286	1,286	0	0	3,678	4,884	0	0
Department Total	**0**	**0**	**0**	**0**	**50,504**	**55,600**	**2,042**	**1,592**	**52,479**	**60,363**	**0**	**0**	**105,025**	**117,555**	**29**	**29**
Jackson Health System																
Jackson Health System	349,075	349,836	0	0	0	0	0	0	0	0	0	0	349,075	349,836	0	0
Department Total	**349,075**	**349,836**	**0**	**0**	**0**	**0**	**0**	**0**	**0**	**0**	**0**	**0**	**349,075**	**349,836**	**0**	**0**
Judicial Administration																
Administrative Office of the Courts	27,870	28,567	0	0	5,703	7,620	0	0	928	791	987	0	35,488	36,978	321	321
Public Defender	4,832	4,832	0	0	0	0	0	0	0	0	0	0	4,832	4,832	0	0
State Attorney	16,052	16,534	0	0	0	0	0	0	0	0	0	0	16,052	16,534	1	1
Department Total	**48,754**	**49,933**	**0**	**0**	**5,703**	**7,620**	**0**	**0**	**928**	**791**	**987**	**0**	**56,372**	**58,344**	**322**	**322**
Law Library																
Law Library	0	0	0	0	606	452	0	0	0	0	0	0	606	452	3	3
Department Total	**0**	**0**	**0**	**0**	**606**	**452**	**0**	**0**	**0**	**0**	**0**	**0**	**606**	**452**	**3**	**3**
Legal Aid																
Legal Aid	4,626	3,836	0	0	3,855	5,276	0	0	0	0	0	0	8,481	9,112	57	57
Department Total	**4,626**	**3,836**	**0**	**0**	**3,855**	**5,276**	**0**	**0**	**0**	**0**	**0**	**0**	**8,481**	**9,112**	**57**	**57**
Library																
Director's Office	0	0	0	0	4,355	1,664	0	0	0	0	0	0	4,355	1,664	7	6
Library and Public Technology Services	0	0	0	0	77,006	81,204	1,491	1,000	0	0	0	0	78,497	82,204	452	453
Communications, Public Affairs and Special Collections	0	0	0	0	3,728	3,794	0	0	0	0	0	0	3,728	3,794	19	18
Fiscal and Business Operations	0	0	0	0	13,570	13,561	0	0	0	0	0	0	13,570	13,561	19	19
Human Resources	0	0	0	0	1,061	1,106	0	0	0	0	0	0	1,061	1,106	7	7
Capital Development, Facilities Management, and Transportation	0	0	0	0	11,459	12,108	0	0	0	0	0	0	11,459	12,108	33	34
Public Services	0	0	0	0	11,524	10,016	0	0	0	0	0	0	11,524	10,016	0	0
Department Total	**0**	**0**	**0**	**0**	**122,703**	**123,453**	**1,491**	**1,000**	**0**	**0**	**0**	**0**	**124,194**	**124,453**	**537**	**537**
Medical Examiner																
Administration	2,684	2,793	0	0	0	0	0	0	0	0	0	0	2,684	2,793	10	10
Support Services	2,971	2,768	0	0	5	5	0	0	0	0	0	0	2,976	2,773	12	12
Death Investigation and Education	15,040	15,745	0	0	783	813	0	0	0	0	0	0	15,823	16,558	71	72
Indigent Cremation Services	472	496	0	0	66	66	0	0	0	0	0	0	538	562	2	2
Department Total	**21,167**	**21,802**	**0**	**0**	**854**	**884**	**0**	**0**	**0**	**0**	**0**	**0**	**22,021**	**22,686**	**95**	**96**

Return to Table of Contents

APPENDIX A
Operating Budget Expenditures by Revenue Source with Total Positions

(Dollars in thousands)

Department / Primary Activity	Countywide General Fund		Unincorporated General Fund		Proprietary Fees Bond Funds		State Funds		Federal Funds		Interagency Transfers and Reimbursements		Total Funding		Total Positions	
	25-26	26-27	25-26	26-27	25-26	26-27	25-26	26-27	25-26	26-27	25-26	26-27	25-26	26-27	25-26	26-27
Museum of Miami																
Museum of Miami	0	0	0	0	4,000	4,000	0	0	0	0	0	0	4,000	4,000	0	0
Department Total	**0**	**0**	**0**	**0**	**4,000**	**4,000**	**0**	**0**	**0**	**0**	**0**	**0**	**4,000**	**4,000**	**0**	**0**
Parks, Recreation and Open Spaces																
Office of the Director	644	806	276	345	0	0	0	0	0	0	0	0	920	1,151	4	4
Business Support	14,339	14,631	6,145	6,270	153	95	0	0	0	0	130	267	20,767	21,263	126	121
Beach Maintenance	0	0	0	0	0	292	0	0	0	0	10,781	11,827	10,781	12,119	61	64
Coastal and Heritage Parks and Marina Enterprise	0	0	0	0	24,302	26,977	0	0	0	0	2,606	2,732	26,908	29,709	149	145
Cooperative Extension	967	0	0	0	489	0	0	0	0	0	0	0	1,456	0	19	0
Deering Estate	3,996	4,450	0	0	1,465	1,248	0	0	0	0	0	0	5,461	5,698	37	36
Education, Extension, Conservation and Outreach (EECO)	4,771	5,726	0	0	4,326	3,826	0	0	0	0	0	0	9,097	9,552	56	58
Golf Enterprise	0	0	0	0	13,076	15,997	0	0	0	0	128	0	13,204	15,997	61	62
Landscape Maintenance - Open Spaces	6,259	3,893	15,143	18,980	8,482	7,650	0	0	0	0	3,666	3,672	33,550	34,195	114	101
Natural Areas Management (NAM)	847	747	0	0	21	21	0	0	0	0	5,210	5,490	6,078	6,258	56	55
Park Stewardship Operations	19,518	18,282	36,249	40,077	16,505	18,016	0	0	0	0	213	188	72,485	76,563	395	407
Planning, Design and Construction Excellence	2,343	2,718	1,004	1,165	100	100	0	0	0	0	9,434	7,932	12,881	11,915	79	68
Special Assessment Districts - Landscape Maintenance	0	0	0	0	30,197	7,329	0	0	0	0	4,002	782	34,199	8,111	74	54
Miami-Dade Zoological Park and Gardens (Zoo Miami)	11,334	12,800	0	0	20,806	21,180	0	0	0	0	16,600	16,600	48,740	50,580	340	334
Operating Grants	0	0	0	0	2,750	2,750	0	0	2,000	2,000	0	0	4,750	4,750	0	0
Department Total	**65,018**	**64,053**	**58,817**	**66,837**	**122,672**	**105,481**	**0**	**0**	**2,000**	**2,000**	**52,770**	**49,490**	**301,277**	**287,861**	**1,571**	**1,509**
Perez Art Museum Miami																
Perez Art Museum Miami	0	0	0	0	4,000	4,000	0	0	0	0	0	0	4,000	4,000	0	0
Department Total	**0**	**0**	**0**	**0**	**4,000**	**4,000**	**0**	**0**	**0**	**0**	**0**	**0**	**4,000**	**4,000**	**0**	**0**
Tourist Taxes																
Tourist Taxes	0	0	0	0	207,529	206,161	0	0	0	0	0	0	207,529	206,161	0	0
Department Total	**0**	**0**	**0**	**0**	**207,529**	**206,161**	**0**	**0**	**0**	**0**	**0**	**0**	**207,529**	**206,161**	**0**	**0**
Vizcaya Museum and Gardens																
Vizcaya Museum and Gardens	0	0	0	0	0	0	0	0	0	0	4,000	4,000	4,000	4,000	0	0
Department Total	**0**	**0**	**0**	**0**	**0**	**0**	**0**	**0**	**0**	**0**	**4,000**	**4,000**	**4,000**	**4,000**	**0**	**0**
General Government Improvement Fund																
Capital Improvement Fund	26,229	0	0	0	7,673	6,432	0	0	1,000	0	11,292	0	46,194	6,432	0	0
Department Total	**26,229**	**0**	**0**	**0**	**7,673**	**6,432**	**0**	**0**	**1,000**	**0**	**11,292**	**0**	**46,194**	**6,432**	**0**	**0**
Non-Departmental																
Healthy and Safe Communities	83,562	89,054	0	0	0	0	0	0	0	0	0	0	83,562	89,054	0	0
Department Total	**83,562**	**89,054**	**0**	**0**	**0**	**0**	**0**	**0**	**0**	**0**	**0**	**0**	**83,562**	**89,054**	**0**	**0**
Healthy and Safe Communities Total	**1,316,253**	**1,354,488**	**58,817**	**66,837**	**1,411,018**	**1,441,003**	**9,135**	**7,979**	**189,413**	**182,387**	**105,641**	**97,449**	**3,090,277**	**3,150,143**	**9,939**	**9,941**
Strategic Priority: Investment in Infrastructure																
Office of the Citizens' Independent Transportation Trust																
Office of the Citizens' Independent Transportation Trust	0	0	0	0	4,680	4,778	0	0	0	0	0	0	4,680	4,778	12	12
Department Total	**0**	**0**	**0**	**0**	**4,680**	**4,778**	**0**	**0**	**0**	**0**	**0**	**0**	**4,680**	**4,778**	**12**	**12**
Solid Waste Management																
Office of the Director/Administration and Financial Services	0	0	0	0	72,441	77,474	0	0	750	100	0	0	73,191	77,574	159	167
Collection Operations	0	0	0	0	181,926	186,818	0	0	0	0	0	0	181,926	186,818	605	591
Disposal Operations	0	0	0	0	159,473	168,648	0	0	0	0	0	0	159,473	168,648	301	313
Environmental and Technical Services	0	0	0	0	16,935	16,589	0	0	0	0	0	0	16,935	16,589	46	45
Mosquito Control and Habitat Management	13,607	13,587	0	0	211	201	0	0	0	0	0	0	13,818	13,788	61	60
Department Total	**13,607**	**13,587**	**0**	**0**	**430,986**	**449,730**	**0**	**0**	**750**	**100**	**0**	**0**	**445,343**	**463,417**	**1,172**	**1,176**

Return to Table of Contents

APPENDIX A
Operating Budget Expenditures by Revenue Source with Total Positions

(Dollars in thousands)

Department / Primary Activity	Countywide General Fund		Unincorporated General Fund		Proprietary Fees Bond Funds		State Funds		Federal Funds		Interagency Transfers and Reimbursements		Total Funding		Total Positions	
	25-26	26-27	25-26	26-27	25-26	26-27	25-26	26-27	25-26	26-27	25-26	26-27	25-26	26-27	25-26	26-27
Transportation and Public Works																
Office of the Director	630	630	0	0	0	0	0	0	0	0	0	0	630	630	3	3
Administrative Services	12,812	-46,531	0	3,219	0	101,472	0	0	0	0	419	32,504	13,231	90,664	97	219
External Affairs	0	8,901	0	0	3,473	4,436	0	0	0	0	0	0	3,473	13,337	13	44
Safety and Security	34,633	39,862	0	0	6,000	13,612	0	0	0	0	0	100	40,633	53,574	26	61
Planning	6,857	6,666	0	0	385	385	0	0	0	0	0	0	7,242	7,051	29	23
Project Delivery	17,455	48,062	4,242	13,385	32,574	91,266	0	7,208	0	0	3,405	14,442	57,676	174,363	315	719
Transit Operations and Maintenance	124,653	320,483	0	0	115,265	118,608	666	6,766	0	0	176,533	146,203	417,117	592,060	2,798	2,869
South Florida Regional Transportation Authority	0	0	0	0	4,235	4,235	0	0	0	0	0	0	4,235	4,235	0	0
Operating Grants	0	0	0	0	1,425	2,000	2,163	2,420	1,000	1,000	0	0	4,588	5,420	0	0
Causeway Operations	0	0	0	0	11,945	0	0	0	0	0	0	0	11,945	0	13	0
Infrastructure Operations and Maintenance	45,654	0	12,699	0	96,902	0	7,208	0	0	0	13,288	0	175,751	0	632	0
Innovation and Mobility Services	58,897	0	0	0	15,002	0	5,715	0	0	0	100	0	79,714	0	100	0
Major Projects and Programs Implementation	307	0	0	0	207	0	0	0	0	0	0	0	514	0	3	0
Intergovernmental Affairs	661	0	0	0	0	0	0	0	0	0	0	0	661	0	4	0
Financial Services	2,535	0	3,170	0	64,868	0	0	0	0	0	16,231	0	86,804	0	208	0
Department Total	**305,094**	**378,073**	**20,111**	**16,604**	**352,281**	**336,014**	**15,752**	**16,394**	**1,000**	**1,000**	**209,976**	**193,249**	**904,214**	**941,334**	**4,241**	**3,938**
Water and Sewer																
Office of the Director, Chief of Staff, and Employee Engagement	0	0	0	0	3,025	18,586	0	0	0	0	0	0	3,025	18,586	11	73
Water and Wastewater Systems Operations	0	0	0	0	634,919	754,986	0	0	0	0	0	0	634,919	754,986	1,805	2,008
Finance, Administrative, Compliance, and Resilience Program	0	0	0	0	50,690	84,390	0	0	0	0	0	0	50,690	84,390	336	620
Planning, Development, Regulatory, and Infrastructure	0	0	0	0	63,118	72,059	0	0	0	0	0	0	63,118	72,059	381	385
Internal and Administrative Services	0	0	0	0	109,107	0	0	0	0	0	0	0	109,107	0	535	0
Department Total	**0**	**0**	**0**	**0**	**860,859**	**930,021**	**0**	**0**	**0**	**0**	**0**	**0**	**860,859**	**930,021**	**3,068**	**3,086**
General Government Improvement Fund																
Capital Improvement Fund	1,008	2,001	5,114	2,178	23,996	33,964	0	0	0	0	0	17	30,118	38,160	0	0
Department Total	**1,008**	**2,001**	**5,114**	**2,178**	**23,996**	**33,964**	**0**	**0**	**0**	**0**	**0**	**17**	**30,118**	**38,160**	**0**	**0**
Non-Departmental																
Investment in Infrastructure	17,510	32,014	0	17,000	0	0	0	0	0	0	0	0	17,510	49,014	0	0
Department Total	**17,510**	**32,014**	**0**	**17,000**	**0**	**0**	**0**	**0**	**0**	**0**	**0**	**0**	**17,510**	**49,014**	**0**	**0**
Investment in Infrastructure Total	**337,219**	**425,675**	**25,225**	**35,782**	**1,672,802**	**1,754,507**	**15,752**	**16,394**	**1,750**	**1,100**	**209,976**	**193,266**	**2,262,724**	**2,426,724**	**8,493**	**8,212**
Strategic Priority: Risk Reduction and Resilience																
Emergency Management																
Office of the Director	456	501	0	0	0	357	0	106	0	1,125	0	0	456	2,089	3	3
Prevention and Protection	2,125	2,309	0	0	0	0	0	0	0	0	0	0	2,125	2,309	11	11
Response	2,978	3,078	0	0	0	0	0	0	0	0	0	0	2,978	3,078	10	10
Mitigation and Recovery	1,302	1,284	0	0	0	0	0	0	0	0	0	0	1,302	1,284	6	6
Administration	2,608	2,440	0	0	628	271	106	0	1,282	0	0	0	4,624	2,711	6	6
Department Total	**9,469**	**9,612**	**0**	**0**	**628**	**628**	**106**	**106**	**1,282**	**1,125**	**0**	**0**	**11,485**	**11,471**	**36**	**36**
Environmental Resources Management																
Office of the Director	0	0	0	0	700	3,701	0	0	0	0	0	0	700	3,701	4	9
Environmental Resources Management	100	0	199	0	24,643	0	13,734	0	1,473	0	26,482	0	66,631	0	265	0
Environmental Risk and Resilience	3,752	820	0	0	60	1,423	0	0	0	0	803	316	4,615	2,559	10	9
Air Quality Management	0	0	0	0	0	2,118	0	0	0	0	0	1,492	0	3,610	0	16
Pollution Regulation	0	0	0	199	0	10,794	0	0	0	0	0	0	0	10,993	0	75
Water and Wastewater	0	0	0	0	0	6,237	0	0	0	0	0	0	0	6,237	0	41
Environmental Code Enforcement	0	0	0	0	0	2,576	0	0	0	0	0	0	0	2,576	0	17
External Affairs	0	0	0	0	0	2,791	0	0	0	0	0	0	0	2,791	0	14
Urban Forestry and Tree	0	704	0	0	0	1,098	0	0	0	0	0	0	0	1,802	0	18
Water Resources Coordination	0	0	0	0	0	9,775	0	22,839	0	662	0	388	0	33,664	0	48
Environmental Monitoring and Restoration	0	0	0	0	0	14,926	0	0	0	0	0	0	0	14,926	0	66
Department Total	**3,852**	**1,524**	**199**	**199**	**25,403**	**55,439**	**13,734**	**22,839**	**1,473**	**662**	**27,285**	**2,196**	**71,946**	**82,859**	**279**	**313**
General Government Improvement Fund																
Capital Improvement Fund	0	2,000	0	0	0	20	0	0	0	0	0	0	0	2,020	0	0
Department Total	**0**	**2,000**	**0**	**0**	**0**	**20**	**0**	**0**	**0**	**0**	**0**	**0**	**0**	**2,020**	**0**	**0**
Risk Reduction and Resilience Total	**13,321**	**13,136**	**199**	**199**	**26,031**	**56,087**	**13,840**	**22,945**	**2,755**	**1,787**	**27,285**	**2,196**	**83,431**	**96,350**	**315**	**349**

Return to Table of Contents

APPENDIX A
Operating Budget Expenditures by Revenue Source with Total Positions

(Dollars in thousands)

Department / Primary Activity	Countywide General Fund		Unincorporated General Fund		Proprietary Fees Bond Funds		State Funds		Federal Funds		Interagency Transfers and Reimbursements		Total Funding		Total Positions	
	25-26	26-27	25-26	26-27	25-26	26-27	25-26	26-27	25-26	26-27	25-26	26-27	25-26	26-27	25-26	26-27
Strategic Priority: Fiscal Responsibility and Efficiency																
Commission on Ethics and Public Trust																
Commission on Ethics and Public Trust	0	0	0	0	250	278	0	0	0	0	0	0	250	278	0	0
Office of the Executive Director	3,470	3,759	0	0	0	0	0	0	0	0	0	0	3,470	3,759	19	19
Department Total	**3,470**	**3,759**	**0**	**0**	**250**	**278**	**0**	**0**	**0**	**0**	**0**	**0**	**3,720**	**4,037**	**19**	**19**
Communications, Information and Technology																
Office of the Director	489	0	130	0	800	636	0	0	0	0	2,067	489	3,486	1,125	12	3
Administration	499	651	133	173	3,823	16,771	0	0	0	0	19,282	4,801	23,737	22,396	58	57
Business and Creative Services	6,032	6,430	1,602	1,711	5	-363	0	0	0	0	5,225	9,721	12,864	17,499	62	79
311 Contact Center Operations	7,176	7,693	1,908	2,045	0	-203	0	0	0	0	5,917	8,553	15,001	18,088	105	114
Technology and Infrastructure Services	0	0	0	0	0	-4,037	0	0	0	0	125,316	133,667	125,316	129,630	402	402
Applications and Data Solutions	2,620	3,055	0	0	0	-8,176	0	0	0	0	109,699	89,578	112,319	84,457	491	424
Emergency 911 Services	0	186	0	0	0	9,540	0	0	0	0	0	0	0	9,726	0	1
Department Total	**16,816**	**18,015**	**3,773**	**3,929**	**4,628**	**14,168**	**0**	**0**	**0**	**0**	**267,506**	**246,809**	**292,723**	**282,921**	**1,130**	**1,080**
Inspector General																
Inspector General	1,582	967	0	0	7,509	8,117	0	0	0	0	0	0	9,091	9,084	42	42
Department Total	**1,582**	**967**	**0**	**0**	**7,509**	**8,117**	**0**	**0**	**0**	**0**	**0**	**0**	**9,091**	**9,084**	**42**	**42**
Internal Compliance																
Administration	2,158	1,781	574	473	0	0	0	0	0	0	0	637	2,732	2,891	15	11
Credit and Collections	0	0	0	0	14,964	14,013	0	0	0	0	0	0	14,964	14,013	91	91
Office of Enterprise Strategies	0	0	0	0	0	4,047	0	0	0	0	8,065	3,875	8,065	7,922	38	35
Process and Control Management	1,580	2,123	420	564	0	0	0	0	0	0	2,631	2,374	4,631	5,061	26	26
Enterprise Technology Solutions	0	0	0	0	0	0	0	0	0	0	0	20,183	0	20,183	0	45
Risk Management	0	0	0	0	0	0	0	0	0	0	0	19,991	0	19,991	0	94
Department Total	**3,738**	**3,904**	**994**	**1,037**	**14,964**	**18,060**	**0**	**0**	**0**	**0**	**10,696**	**47,060**	**30,392**	**70,061**	**170**	**302**
Management and Budget																
Office of the Director	514	453	137	120	836	0	0	0	0	0	0	975	1,487	1,548	4	4
Administration and Consulting Services	2,325	2,211	619	588	22	0	0	0	0	0	0	263	2,966	3,062	14	13
Management and Budget	1,652	1,695	439	450	1,237	0	0	0	0	0	212	1,562	3,540	3,707	18	17
Community Redevelopment and Municipal Services	0	0	0	0	1,034	0	0	0	0	0	0	1,974	1,034	1,974	4	5
Grants Coordination	4,723	5,184	0	0	186	0	1,234	0	41,328	27,453	3,140	0	50,611	32,637	40	42
Program Management Administration	0	0	0	0	0	0	0	0	3,385	3,221	0	0	3,385	3,221	10	9
Bond Acquisition Administration	0	0	0	0	2,404	2,807	0	0	0	0	0	0	2,404	2,807	8	8
Statutory Structure and Policy Implementation	380	387	100	103	0	0	0	0	0	0	0	0	480	490	3	3
Department Total	**9,594**	**9,930**	**1,295**	**1,261**	**5,719**	**2,807**	**1,234**	**0**	**44,713**	**30,674**	**3,352**	**4,774**	**65,907**	**49,446**	**101**	**101**
People and Internal Operations																
Office of the Director	0	0	0	0	1,438	1,251	0	0	0	0	0	0	1,438	1,251	3	4
Budget and Administration Services	0	0	0	0	1,870	5,117	0	0	0	0	5,652	1,348	7,522	6,465	46	39
Operations Services	0	0	0	0	0	-3,078	0	0	0	0	125,235	126,168	125,235	123,090	310	307
Facilities Services	87,003	88,507	16,060	17,146	1,470	1,889	0	0	0	0	97,945	99,875	202,478	207,417	278	271
Office of Real Estate and Development	5,044	0	1,341	0	0	0	0	0	0	0	25,078	0	31,463	0	29	0
Chief Human Resources Office	2,650	1,696	704	451	0	0	0	0	0	0	658	65	4,012	2,212	22	7
Project Management Office	0	0	0	0	0	-857	0	0	0	0	0	6,474	0	5,617	28	31
Human Resources - Employee Experience	2,188	3,414	581	907	0	0	0	0	0	0	6,816	7,982	9,585	12,303	59	75
Human Resources - Shared Services	6,420	6,762	1,705	1,797	0	200	0	0	78	78	23,265	3,710	31,468	12,547	167	81
Human Resources - Business Partners	0	0	0	0	2,076	2,050	0	0	0	0	0	0	2,076	2,050	12	11
Department Total	**103,305**	**100,379**	**20,391**	**20,301**	**6,854**	**6,572**	**0**	**0**	**78**	**78**	**284,649**	**245,622**	**415,277**	**372,952**	**954**	**826**
Strategic Procurement																
Office of the Director	0	0	0	0	5,526	1,131	0	0	0	0	0	0	5,526	1,131	3	3
Administration	0	0	0	0	0	2,880	0	0	0	0	0	210	0	3,090	21	16
Architecture, Engineering and Construction Contracts	0	0	0	0	1,663	4,928	0	0	0	0	2,015	660	3,678	5,588	21	25
Business Solutions	0	0	0	0	2,726	2,681	0	0	0	0	0	0	2,726	2,681	15	9
Goods and Services and Enterprise Solutions	0	0	0	0	10,876	11,817	0	0	0	0	1,600	2,065	12,476	13,882	65	69
Training, Outreach and Compliance	0	0	0	0	5,748	6,564	0	0	0	0	600	600	6,348	7,164	37	37
Vendor Support Services	0	0	0	0	3,281	3,276	0	0	0	0	0	100	3,281	3,376	21	21
Real Estate	0	4,553	0	1,210	0	0	0	0	0	0	0	3,087	0	8,850	0	23
Department Total	**0**	**4,553**	**0**	**1,210**	**29,820**	**33,277**	**0**	**0**	**0**	**0**	**4,215**	**6,722**	**34,035**	**45,762**	**183**	**203**

Return to Table of Contents

APPENDIX A

Operating Budget Expenditures by Revenue Source with Total Positions

(Dollars in thousands)

Department	Countywide General Fund		Unincorporated General Fund		Proprietary Fees Bond Funds		State Funds		Federal Funds		Interagency Transfers and Reimbursements		Total Funding		Total Positions	
Primary Activity	25-26	26-27	25-26	26-27	25-26	26-27	25-26	26-27	25-26	26-27	25-26	26-27	25-26	26-27	25-26	26-27
General Government Improvement Fund																
Capital Improvement Fund	5,965	20,922	932	3,868	16,712	21,502	0	0	0	1,000	2,314	12,363	25,923	59,655	0	0
Department Total	**5,965**	**20,922**	**932**	**3,868**	**16,712**	**21,502**	**0**	**0**	**0**	**1,000**	**2,314**	**12,363**	**25,923**	**59,655**	**0**	**0**
Non-Departmental																
Fiscal Responsibility and Efficiency	234,118	126,673	45,256	26,854	0	0	0	0	0	0	0	0	279,374	153,527	0	0
Department Total	**234,118**	**126,673**	**45,256**	**26,854**	**0**	**0**	**0**	**0**	**0**	**0**	**0**	**0**	**279,374**	**153,527**	**0**	**0**
Fiscal Responsibility and Efficiency Total	**378,588**	**289,102**	**72,641**	**58,460**	**86,456**	**104,781**	**1,234**	**0**	**44,791**	**31,752**	**572,732**	**563,350**	**1,156,442**	**1,047,445**	**2,599**	**2,573**
InteragencyTransfers											**925,702**	**876,086**				
Grand Total	**2,757,115**	**2,873,605**	**730,265**	**748,189**	**4,675,004**	**5,018,586**	**52,328**	**47,318**	**360,894**	**333,978**			**8,575,606**	**9,021,676**	**31,998**	**31,942**

Return to Table of Contents

APPENDIX B
Expenditures by Category of Spending
(Dollars in thousands)

Strategic Priority / Department	Actual 22-23	Actual 23-24	Actual 24-25	Budget 25-26	Proposed 26-27	% Change
Office of the Mayor						
Salary	5,862	6,115	6,371	5,181	5,811	12%
Fringe Benefits	2,207	2,432	2,797	3,370	2,917	-13%
Court Costs	19	8	14	25	25	0%
Contractual Services	0	88	72	37	37	0%
Other Operating	254	304	265	251	529	111%
Charges for County Services	73	110	119	89	107	20%
Grants to Outside Organizations	-114	0	0	0	0	0%
Capital	0	0	0	0	5	0%
Department Total:	**8,301**	**9,057**	**9,638**	**8,953**	**9,431**	**5%**
Department Position Total:	**50**	**50**	**50**	**45**	**44**	**-2%**
Board of County Commissioners						
Salary	18,452	20,365	22,544	31,051	32,565	5%
Fringe Benefits	7,798	9,209	10,386	15,027	15,317	2%
Court Costs	3	-1	2	0	5	0%
Contractual Services	145	207	94	193	209	8%
Other Operating	3,836	4,045	3,627	3,126	3,634	16%
Charges for County Services	438	826	770	779	891	14%
Grants to Outside Organizations	751	19	328	0	0	0%
Capital	158	374	278	103	120	17%
Department Total:	**31,581**	**35,044**	**38,029**	**50,279**	**52,741**	**5%**
Department Position Total:	**213**	**277**	**266**	**294**	**294**	**0%**
County Attorney's Office						
Salary	18,598	20,212	22,987	34,179	35,708	4%
Fringe Benefits	7,033	8,088	9,344	11,170	11,581	4%
Court Costs	-767	-447	-464	53	53	0%
Contractual Services	17	58	26	4	4	0%
Other Operating	554	578	606	683	683	0%
Charges for County Services	233	231	234	249	249	0%
Capital	19	37	36	92	92	0%
Department Total:	**25,687**	**28,757**	**32,769**	**46,430**	**48,370**	**4%**
Department Position Total:	**146**	**155**	**168**	**168**	**167**	**-1%**
Policy Formulation Total	65,569	72,858	80,436	105,662	110,542	5%

Return to Table of Contents

APPENDIX B
Expenditures by Category of Spending
(Dollars in thousands)

Strategic Priority / Department	Actual 22-23	Actual 23-24	Actual 24-25	Budget 25-26	Proposed 26-27	% Change
Clerk of the Court and Comptroller						
Salary	9,527	24,991	34,816	40,076	40,313	1%
Fringe Benefits	4,042	10,165	12,515	16,863	18,449	9%
Court Costs	0	3	4	6	20	233%
Contractual Services	1,347	3,958	2,551	2,714	5,421	100%
Other Operating	3,772	2,789	-11,372	2,906	-2,315	-180%
Charges for County Services	1,007	2,122	7,723	2,146	6,000	180%
Grants to Outside Organizations	127	0	0	0	0	0%
Capital	180	298	-410	298	245	-18%
Department Total:	**20,002**	**44,326**	**45,827**	**65,009**	**68,133**	**5%**
Department Position Total:	**187**	**191**	**216**	**440**	**452**	**3%**
Finance						
Salary	17,643	4,890	0	0	0	0%
Fringe Benefits	7,245	2,295	0	0	0	0%
Court Costs	63	41	0	0	0	0%
Contractual Services	871	361	0	0	0	0%
Other Operating	2,085	1,323	0	0	0	0%
Charges for County Services	2,220	596	0	0	0	0%
Capital	622	0	0	0	0	0%
Department Total:	**30,749**	**9,506**	**0**	**0**	**0**	**0%**
Department Position Total:	**249**	**253**	**0**	**0**	**0**	**0%**
Property Appraiser						
Salary	32,907	32,784	34,566	38,536	40,441	5%
Fringe Benefits	13,029	13,808	14,886	18,081	18,443	2%
Court Costs	26	35	26	636	606	-5%
Contractual Services	3,038	1,722	2,053	3,675	4,509	23%
Other Operating	1,266	2,226	3,950	5,618	5,667	1%
Charges for County Services	2,362	2,327	0	0	0	0%
Capital	1,493	4	90	258	640	148%
Department Total:	**54,121**	**52,906**	**55,571**	**66,804**	**70,306**	**5%**
Department Position Total:	**410**	**412**	**417**	**428**	**432**	**1%**

Return to Table of Contents

APPENDIX B
Expenditures by Category of Spending
(Dollars in thousands)

Strategic Priority / Department	Actual 22-23	Actual 23-24	Actual 24-25	Budget 25-26	Proposed 26-27	% Change
Sheriff's Office						
Salary	504,580	542,934	572,943	630,191	652,635	4%
Fringe Benefits	231,187	261,928	275,146	323,716	348,770	8%
Court Costs	475	0	501	669	765	14%
Contractual Services	12,456	0	12,437	15,570	17,292	11%
Other Operating	60,323	143,474	38,368	79,912	93,310	17%
Charges for County Services	47,066	0	3,671	57,644	58,387	1%
Grants to Outside Organizations	393	0	0	0	0	0%
Capital	9,333	0	13,602	10,298	9,908	-4%
Department Total:	**865,813**	**948,336**	**916,668**	**1,118,000**	**1,181,067**	**6%**
Department Position Total:	**4,509**	**4,510**	**4,522**	**4,595**	**4,795**	**4%**
Supervisor of Elections						
Salary	14,934	20,428	21,368	21,400	23,492	10%
Fringe Benefits	3,624	4,465	5,718	6,688	7,544	13%
Court Costs	50	50	50	65	50	-23%
Contractual Services	3,474	3,796	4,109	3,640	4,324	19%
Other Operating	4,679	9,480	5,717	10,934	8,015	-27%
Charges for County Services	5,156	5,213	3,677	4,373	5,745	31%
Grants to Outside Organizations	0	0	0	0	0	0%
Capital	52	1,924	1,010	200	0	-100%
Department Total:	**31,969**	**45,356**	**41,649**	**47,300**	**49,170**	**4%**
Department Position Total:	**122**	**134**	**135**	**151**	**151**	**0%**
Tax Collector						
Salary	11,882	14,907	0	0	0	0%
Fringe Benefits	5,093	6,042	0	0	0	0%
Contractual Services	443	1,800	0	0	0	0%
Other Operating	6,974	5,628	0	0	0	0%
Charges for County Services	2,118	3,007	0	0	0	0%
Capital	452	584	0	0	0	0%
Department Total:	**26,962**	**31,968**	**0**	**0**	**0**	**0%**
Department Position Total:	**190**	**204**	**192**	**707**	**707**	**0%**
General Government Improvement Fund						
Capital	0	0	18,557	0	23,957	0%
Department Total:	**0**	**0**	**18,557**	**0**	**23,957**	**0%**
Department Position Total:	**0**	**0**	**0**	**0**	**0**	**0%**

Return to Table of Contents

APPENDIX B
Expenditures by Category of Spending
(Dollars in thousands)

Strategic Priority / Department	Actual 22-23	Actual 23-24	Actual 24-25	Budget 25-26	Proposed 26-27	% Change
Non-Departmental						
Fringe Benefits	0	0	0	0	0	0%
Other Operating	0	0	0	0	0	0%
Charges for County Services	0	0	69,391	1,755	1,780	1%
Department Total:	**0**	**0**	**69,391**	**1,755**	**1,780**	**1%**
Department Position Total:	**0**	**0**	**0**	**0**	**0**	**0%**
Constitutional Office Total	1,029,616	1,132,398	1,147,663	1,298,868	1,394,413	7%
Aviation						
Salary	117,353	125,398	141,399	150,970	162,821	8%
Fringe Benefits	47,342	52,339	59,854	72,210	79,125	10%
Court Costs	0	2	0	2	75	3650%
Contractual Services	144,297	169,004	181,715	225,765	230,223	2%
Other Operating	126,434	128,580	153,005	170,769	182,696	7%
Charges for County Services	110,968	126,921	131,069	148,671	157,907	6%
Capital	1,469	2,328	4,504	6,364	7,766	22%
Department Total:	**547,863**	**604,572**	**671,546**	**774,751**	**820,613**	**6%**
Department Position Total:	**1,482**	**1,534**	**1,687**	**1,762**	**1,780**	**1%**
Housing and Community Development						
Salary	23,032	29,410	29,449	40,530	39,999	-1%
Fringe Benefits	8,468	9,085	12,717	18,473	19,366	5%
Court Costs	140	187	182	195	312	60%
Contractual Services	55,307	51,912	64,911	45,921	46,980	2%
Other Operating	145,807	127,867	171,471	91,211	161,942	78%
Charges for County Services	12,586	20,007	21,720	20,808	19,470	-6%
Department Total:	**245,340**	**238,468**	**300,450**	**217,138**	**288,069**	**33%**
Department Position Total:	**433**	**433**	**444**	**467**	**432**	**-7%**
Miami-Dade Economic Advocacy Trust						
Salary	2,222	2,462	2,790	3,015	2,982	-1%
Fringe Benefits	906	997	1,167	1,327	1,448	9%
Court Costs	5	0	0	0	0	0%
Contractual Services	714	604	70	325	676	108%
Other Operating	350	769	351	1,561	810	-48%
Charges for County Services	120	114	158	141	167	18%
Grants to Outside Organizations	867	1,658	3,843	9,275	9,275	0%
Capital	0	0	1	0	0	0%
Department Total:	**5,184**	**6,604**	**8,380**	**15,644**	**15,358**	**-2%**
Department Position Total:	**28**	**30**	**30**	**29**	**29**	**0%**

Return to Table of Contents

APPENDIX B
Expenditures by Category of Spending
(Dollars in thousands)

Strategic Priority / Department	Actual 22-23	Actual 23-24	Actual 24-25	Budget 25-26	Proposed 26-27	% Change
Regulatory and Economic Resources						
Salary	87,245	102,047	111,867	100,229	106,658	6%
Fringe Benefits	33,703	40,503	46,080	44,468	48,463	9%
Court Costs	7	9	13	2	3	50%
Contractual Services	11,368	10,438	14,188	6,183	20,036	224%
Other Operating	15,203	13,015	13,366	17,004	30,301	78%
Charges for County Services	28,967	33,267	33,268	31,586	36,833	17%
Grants to Outside Organizations	430	0	750	0	60	0%
Capital	1,504	4,250	3,058	806	415	-49%
Department Total:	**178,427**	**203,529**	**222,590**	**200,278**	**242,769**	**21%**
Department Position Total:	**1,108**	**1,231**	**878**	**1,048**	**1,066**	**2%**
Seaport						
Salary	29,102	33,490	34,660	36,212	35,782	-1%
Fringe Benefits	21,849	15,236	16,498	18,496	19,498	5%
Court Costs	29	17	1	17	14	-18%
Contractual Services	19,673	21,587	24,876	25,605	29,714	16%
Other Operating	24,761	47,303	53,273	43,132	43,480	1%
Charges for County Services	31,331	34,264	37,963	41,720	44,590	7%
Grants to Outside Organizations	5	13	0	0	0	0%
Capital	3,832	2,201	1,586	11,811	9,120	-23%
Department Total:	**130,582**	**154,111**	**168,857**	**176,993**	**182,198**	**3%**
Department Position Total:	**518**	**518**	**518**	**518**	**518**	**0%**
General Government Improvement Fund						
Capital	0	0	9	0	1,000	0%
Department Total:	**0**	**0**	**9**	**0**	**1,000**	**0%**
Department Position Total:	**0**	**0**	**0**	**0**	**0**	**0%**
Non-Departmental						
Other Operating	95,091	95,696	99,926	119,100	122,138	3%
Department Total:	**95,091**	**95,696**	**99,926**	**119,100**	**122,138**	**3%**
Department Position Total:	**0**	**0**	**0**	**0**	**0**	**0%**
An Economy that Works for All T	1,202,487	1,302,980	1,471,758	1,503,904	1,672,145	11%
Adrienne Arsht Center for the Performing Arts Trust						
Other Operating	14,409	14,558	15,308	14,558	14,558	0%
Department Total:	**14,409**	**14,558**	**15,308**	**14,558**	**14,558**	**0%**
Department Position Total:	**0**	**0**	**0**	**0**	**0**	**0%**

Return to Table of Contents

APPENDIX B
Expenditures by Category of Spending
(Dollars in thousands)

Strategic Priority / Department	Actual 22-23	Actual 23-24	Actual 24-25	Budget 25-26	Proposed 26-27	% Change
Animal Services						
Salary	15,137	17,191	18,199	19,786	20,034	1%
Fringe Benefits	6,944	8,209	9,049	10,538	10,924	4%
Court Costs	7	28	30	31	34	10%
Contractual Services	1,981	2,937	2,588	2,460	2,390	-3%
Other Operating	4,972	6,480	4,908	7,283	6,968	-4%
Charges for County Services	1,900	2,335	2,253	2,327	2,372	2%
Grants to Outside Organizations	1,095	1,334	1,175	475	1,450	205%
Capital	796	587	963	559	590	6%
Department Total:	**32,832**	**39,101**	**39,165**	**43,459**	**44,762**	**3%**
Department Position Total:	**281**	**288**	**304**	**304**	**293**	**-4%**
Community Services						
Salary	40,099	44,778	43,588	52,431	57,987	11%
Fringe Benefits	16,596	19,531	20,565	26,709	31,498	18%
Court Costs	0	0	0	0	0	0%
Contractual Services	12,050	14,161	11,763	20,219	18,194	-10%
Other Operating	10,943	8,489	10,709	13,138	18,500	41%
Charges for County Services	3,384	3,814	3,812	4,152	3,968	-4%
Grants to Outside Organizations	97,706	91,267	121,953	86,844	81,549	-6%
Capital	456	375	419	307	524	71%
Department Total:	**181,234**	**182,415**	**212,809**	**203,800**	**212,220**	**4%**
Department Position Total:	**666**	**666**	**490**	**733**	**698**	**-5%**
Corrections and Rehabilitation						
Salary	282,496	301,031	295,050	310,304	324,343	5%
Fringe Benefits	141,906	160,355	167,246	180,872	200,182	11%
Court Costs	18	20	20	26	28	8%
Contractual Services	11,183	10,341	12,840	15,311	40,410	164%
Other Operating	32,739	34,558	35,261	42,805	26,404	-38%
Charges for County Services	10,545	8,179	8,088	9,186	9,660	5%
Grants to Outside Organizations	0	0	0	0	0	0%
Capital	632	1,368	1,395	2,970	2,965	-0%
Department Total:	**479,519**	**515,852**	**519,900**	**561,474**	**603,992**	**8%**
Department Position Total:	**3,085**	**3,085**	**3,086**	**3,086**	**3,054**	**-1%**

Return to Table of Contents

APPENDIX B
Expenditures by Category of Spending
(Dollars in thousands)

Strategic Priority / Department	Actual 22-23	Actual 23-24	Actual 24-25	Budget 25-26	Proposed 26-27	% Change
Cultural Affairs						
Salary	8,288	10,007	9,890	10,463	11,328	8%
Fringe Benefits	3,131	3,606	3,904	4,332	5,033	16%
Court Costs	0	0	0	20	9	-55%
Contractual Services	4,755	4,528	4,227	4,761	4,850	2%
Other Operating	2,939	2,908	3,396	5,289	3,973	-25%
Charges for County Services	1,824	1,963	1,895	2,558	2,097	-18%
Grants to Outside Organizations	24,656	26,458	25,170	25,354	25,404	0%
Capital	2,795	5,011	9,170	8,198	10,057	23%
Department Total:	**48,388**	**54,481**	**57,652**	**60,975**	**62,751**	**3%**
Department Position Total:	**97**	**101**	**48**	**92**	**99**	**8%**
Fire Rescue						
Salary	347,680	366,419	410,736	434,473	467,001	7%
Fringe Benefits	171,692	191,388	212,876	238,765	273,108	14%
Court Costs	36	30	79	305	304	-0%
Contractual Services	14,942	17,603	19,756	27,992	28,444	2%
Other Operating	37,537	44,129	44,777	90,898	70,476	-22%
Charges for County Services	34,992	37,791	42,219	62,582	62,652	0%
Grants to Outside Organizations	95	0	95	50	0	-100%
Capital	9,182	9,470	19,372	34,610	25,929	-25%
Department Total:	**616,156**	**666,830**	**749,910**	**889,675**	**927,914**	**4%**
Department Position Total:	**2,825**	**2,930**	**3,001**	**3,110**	**3,244**	**4%**
Homeless Trust						
Salary	2,145	2,339	2,633	3,031	3,236	7%
Fringe Benefits	871	989	1,190	1,429	1,576	10%
Contractual Services	48	319	428	863	489	-43%
Other Operating	1,105	1,193	1,927	2,023	1,233	-39%
Charges for County Services	268	328	400	371	314	-15%
Grants to Outside Organizations	59,282	71,041	91,397	97,301	110,700	14%
Capital	1,056	36	-25	7	7	0%
Department Total:	**64,775**	**76,245**	**97,950**	**105,025**	**117,555**	**12%**
Department Position Total:	**21**	**26**	**26**	**29**	**29**	**0%**

Return to Table of Contents

APPENDIX B
Expenditures by Category of Spending
(Dollars in thousands)

Strategic Priority / Department	Actual 22-23	Actual 23-24	Actual 24-25	Budget 25-26	Proposed 26-27	% Change
Independent Civilian Panel						
Salary	238	463	0	0	0	0%
Fringe Benefits	65	129	0	0	0	0%
Contractual Services	6	18	0	0	0	0%
Other Operating	85	92	0	0	0	0%
Charges for County Services	3	15	0	0	0	0%
Capital	3	3	0	0	0	0%
Department Total:	**400**	**720**	**0**	**0**	**0**	**0%**
Department Position Total:	**5**	**5**	**0**	**0**	**0**	**0%**
Jackson Health System						
Other Operating	263,532	296,092	0	349,075	349,836	0%
Department Total:	**263,532**	**296,092**	**0**	**349,075**	**349,836**	**0%**
Department Position Total:	**0**	**0**	**0**	**0**	**0**	**0%**
Judicial Administration						
Salary	15,397	15,599	18,061	23,542	24,214	3%
Fringe Benefits	7,193	7,398	8,876	10,376	11,629	12%
Court Costs	243	228	182	208	184	-12%
Contractual Services	3,643	4,849	5,170	6,699	6,878	3%
Other Operating	8,715	8,897	8,775	10,788	10,182	-6%
Charges for County Services	1,527	1,528	1,480	1,660	1,515	-9%
Grants to Outside Organizations	1	0	0	0	0	0%
Capital	1,878	2,038	3,386	3,099	3,742	21%
Department Total:	**38,597**	**40,537**	**45,930**	**56,372**	**58,344**	**3%**
Department Position Total:	**344**	**311**	**311**	**322**	**322**	**0%**
Juvenile Services						
Salary	7,077	7,129	7,065	0	0	0%
Fringe Benefits	3,086	3,252	3,304	0	0	0%
Court Costs	0	0	0	0	0	0%
Contractual Services	3,713	3,384	4,059	0	0	0%
Other Operating	1,071	1,128	1,090	0	0	0%
Charges for County Services	390	412	381	0	0	0%
Grants to Outside Organizations	1,095	1,042	17	0	0	0%
Capital	0	2	58	0	0	0%
Department Total:	**16,432**	**16,349**	**15,974**	**0**	**0**	**0%**
Department Position Total:	**106**	**106**	**111**	**0**	**0**	**0%**

Return to Table of Contents

APPENDIX B
Expenditures by Category of Spending
(Dollars in thousands)

Strategic Priority / Department	Actual 22-23	Actual 23-24	Actual 24-25	Budget 25-26	Proposed 26-27	% Change
Law Library						
Salary	147	220	235	264	213	-19%
Fringe Benefits	61	98	107	123	96	-22%
Contractual Services	0	0	0	2	2	0%
Other Operating	118	116	119	206	135	-34%
Charges for County Services	0	0	0	3	3	0%
Capital	11	7	1	8	3	-63%
Department Total:	**337**	**441**	**462**	**606**	**452**	**-25%**
Department Position Total:	**4**	**3**	**3**	**3**	**3**	**0%**
Legal Aid						
Salary	3,341	3,897	4,543	5,726	6,126	7%
Fringe Benefits	1,220	1,665	1,867	2,540	2,746	8%
Court Costs	0	0	0	4	4	0%
Contractual Services	26	13	0	16	16	0%
Other Operating	106	188	260	181	206	14%
Charges for County Services	18	13	12	14	14	0%
Grants to Outside Organizations	0	0	0	0	0	0%
Capital	0	0	0	0	0	0%
Department Total:	**4,711**	**5,776**	**6,682**	**8,481**	**9,112**	**7%**
Department Position Total:	**41**	**41**	**46**	**57**	**57**	**0%**
Library						
Salary	33,725	36,273	39,267	41,716	43,306	4%
Fringe Benefits	14,351	15,884	18,271	20,293	21,690	7%
Court Costs	4	3	5	6	5	-17%
Contractual Services	6,379	7,286	9,022	10,515	10,980	4%
Other Operating	19,455	22,775	23,072	34,327	34,956	2%
Charges for County Services	9,953	9,894	10,756	14,050	11,746	-16%
Capital	1,141	1,535	3,564	3,287	1,770	-46%
Department Total:	**85,008**	**93,650**	**103,957**	**124,194**	**124,453**	**0%**
Department Position Total:	**515**	**534**	**538**	**537**	**537**	**0%**

Return to Table of Contents

APPENDIX B
Expenditures by Category of Spending
(Dollars in thousands)

Strategic Priority / Department	Actual 22-23	Actual 23-24	Actual 24-25	Budget 25-26	Proposed 26-27	% Change
Medical Examiner						
Salary	8,686	9,188	9,847	11,677	11,624	-0%
Fringe Benefits	4,209	4,720	5,169	6,347	7,271	15%
Contractual Services	501	462	566	662	495	-25%
Other Operating	1,289	1,678	1,636	2,520	2,614	4%
Charges for County Services	239	186	164	413	460	11%
Capital	104	190	134	402	222	-45%
Department Total:	**15,028**	**16,424**	**17,516**	**22,021**	**22,686**	**3%**
Department Position Total:	**91**	**93**	**95**	**95**	**96**	**1%**
Museum of Miami						
Other Operating	4,000	4,000	4,000	4,000	4,000	0%
Department Total:	**4,000**	**4,000**	**4,000**	**4,000**	**4,000**	**0%**
Department Position Total:	**0**	**0**	**0**	**0**	**0**	**0%**
Parks, Recreation and Open Spaces						
Salary	94,736	103,547	104,666	110,310	109,720	-1%
Fringe Benefits	39,798	44,321	48,600	53,010	54,915	4%
Court Costs	0	0	2	0	25	0%
Contractual Services	34,606	39,688	41,082	37,794	32,609	-14%
Other Operating	55,741	60,687	55,206	63,379	55,555	-12%
Charges for County Services	24,941	27,172	28,253	31,050	31,635	2%
Grants to Outside Organizations	73	1,078	2,451	3,960	1,250	-68%
Capital	2,122	1,654	1,304	1,774	2,152	21%
Department Total:	**252,017**	**278,147**	**281,564**	**301,277**	**287,861**	**-4%**
Department Position Total:	**1,597**	**1,592**	**1,607**	**1,571**	**1,509**	**-4%**
Perez Art Museum Miami						
Grants to Outside Organizations	4,000	4,000	4,000	4,000	4,000	0%
Department Total:	**4,000**	**4,000**	**4,000**	**4,000**	**4,000**	**0%**
Department Position Total:	**0**	**0**	**0**	**0**	**0**	**0%**
Tourist Taxes						
Other Operating	207,066	209,183	211,719	207,529	206,161	-1%
Department Total:	**207,066**	**209,183**	**211,719**	**207,529**	**206,161**	**-1%**
Department Position Total:	**0**	**0**	**0**	**0**	**0**	**0%**
Vizcaya Museum and Gardens						
Grants to Outside Organizations	4,000	4,000	4,000	4,000	4,000	0%
Department Total:	**4,000**	**4,000**	**4,000**	**4,000**	**4,000**	**0%**
Department Position Total:	**0**	**0**	**0**	**0**	**0**	**0%**

Return to Table of Contents

APPENDIX B
Expenditures by Category of Spending
(Dollars in thousands)

Strategic Priority / Department	Actual 22-23	Actual 23-24	Actual 24-25	Budget 25-26	Proposed 26-27	% Change
General Government Improvement Fund						
Capital	30,315	24,604	2,063	46,194	6,432	-86%
Department Total:	**30,315**	**24,604**	**2,063**	**46,194**	**6,432**	**-86%**
Department Position Total:	**0**	**0**	**0**	**0**	**0**	**0%**
Non-Departmental						
Other Operating	103,398	104,827	105,273	83,562	53,585	-36%
Grants to Outside Organizations	0	0	0	0	35,469	0%
Department Total:	**103,398**	**104,827**	**105,273**	**83,562**	**89,054**	**7%**
Department Position Total:	**0**	**0**	**0**	**0**	**0**	**0%**
Healthy and Safe Communities To	2,466,154	2,648,232	2,495,834	3,090,277	3,150,143	2%
Office of the Citizens' Independent Transportation Trust						
Salary	1,087	1,221	1,399	1,786	1,835	3%
Fringe Benefits	762	865	929	945	994	5%
Court Costs	0	0	0	1	1	0%
Contractual Services	498	640	917	1,378	1,378	0%
Other Operating	293	232	285	427	427	0%
Charges for County Services	103	97	105	143	143	0%
Capital	0	0	0	0	0	0%
Department Total:	**2,743**	**3,055**	**3,635**	**4,680**	**4,778**	**2%**
Department Position Total:	**11**	**11**	**12**	**12**	**12**	**0%**
Solid Waste Management						
Salary	78,406	83,228	85,049	93,858	97,810	4%
Fringe Benefits	34,992	38,298	40,267	46,802	49,856	7%
Court Costs	5	0	0	7	7	0%
Contractual Services	175,572	175,040	179,980	214,278	219,456	2%
Other Operating	47,840	40,485	25,409	22,159	22,432	1%
Charges for County Services	57,682	61,682	60,735	66,680	72,421	9%
Grants to Outside Organizations	12	617	261	125	125	0%
Capital	14,725	1,360	483	1,434	1,310	-9%
Department Total:	**409,234**	**400,710**	**392,184**	**445,343**	**463,417**	**4%**
Department Position Total:	**1,140**	**1,172**	**1,172**	**1,172**	**1,176**	**0%**

Return to Table of Contents

APPENDIX B
Expenditures by Category of Spending
(Dollars in thousands)

Strategic Priority / Department	Actual 22-23	Actual 23-24	Actual 24-25	Budget 25-26	Proposed 26-27	% Change
Transportation and Public Works						
Salary	317,161	345,752	362,854	360,623	376,972	5%
Fringe Benefits	128,836	140,907	181,883	168,420	172,934	3%
Court Costs	3	0	2	9	9	0%
Contractual Services	167,960	144,375	173,782	166,264	189,959	14%
Other Operating	130,153	137,104	159,984	145,248	133,183	-8%
Charges for County Services	37,234	37,564	31,262	37,450	37,587	0%
Grants to Outside Organizations	4,235	4,235	4,235	4,235	4,235	0%
Capital	5,743	10,802	13,514	21,965	26,455	20%
Department Total:	**791,325**	**820,739**	**927,516**	**904,214**	**941,334**	**4%**
Department Position Total:	**4,074**	**4,203**	**4,204**	**4,241**	**3,938**	**-7%**
Water and Sewer						
Salary	235,521	268,330	287,897	278,133	287,034	3%
Fringe Benefits	138,505	94,283	159,744	122,104	129,741	6%
Contractual Services	87,584	95,809	109,555	137,640	143,762	4%
Other Operating	45,858	75,622	94,717	95,638	112,708	18%
Charges for County Services	74,690	80,349	91,209	85,425	94,768	11%
Capital	175,416	180,712	119,903	141,919	162,008	14%
Department Total:	**757,574**	**795,105**	**863,025**	**860,859**	**930,021**	**8%**
Department Position Total:	**2,904**	**3,086**	**3,087**	**3,068**	**3,086**	**1%**
General Government Improvement Fund						
Capital	14,531	5,921	4,382	30,118	38,160	27%
Department Total:	**14,531**	**5,921**	**4,382**	**30,118**	**38,160**	**27%**
Department Position Total:	**0**	**0**	**0**	**0**	**0**	**0%**
Non-Departmental						
Other Operating	67,751	42,546	16,003	17,510	49,014	180%
Department Total:	**67,751**	**42,546**	**16,003**	**17,510**	**49,014**	**180%**
Department Position Total:	**0**	**0**	**0**	**0**	**0**	**0%**
Investment in Infrastructure To	2,043,158	2,068,076	2,206,745	2,262,724	2,426,724	7%

Return to Table of Contents

APPENDIX B
Expenditures by Category of Spending
(Dollars in thousands)

Strategic Priority / Department	Actual 22-23	Actual 23-24	Actual 24-25	Budget 25-26	Proposed 26-27	% Change
Emergency Management						
Salary	2,640	3,452	3,882	4,431	4,633	5%
Fringe Benefits	734	1,323	1,634	1,938	2,093	8%
Court Costs	0	0	0	2	2	0%
Contractual Services	123	2,243	269	1,501	123	-92%
Other Operating	1,779	2,803	1,675	3,251	4,148	28%
Charges for County Services	843	1,014	1,095	352	353	0%
Grants to Outside Organizations	447	463	417	0	0	0%
Capital	16	606	179	10	119	1090%
Department Total:	**6,582**	**11,904**	**9,151**	**11,485**	**11,471**	**-0%**
Department Position Total:	**43**	**43**	**43**	**36**	**36**	**0%**
Environmental Resources Management						
Salary	0	0	0	26,803	29,154	9%
Fringe Benefits	0	0	0	11,467	13,993	22%
Court Costs	0	0	0	16	16	0%
Contractual Services	0	0	0	3,941	5,378	36%
Other Operating	0	0	0	17,103	26,460	55%
Charges for County Services	0	0	0	10,276	5,657	-45%
Grants to Outside Organizations	0	0	0	410	430	5%
Capital	0	0	0	1,930	1,771	-8%
Department Total:	**0**	**0**	**0**	**71,946**	**82,859**	**15%**
Department Position Total:	**0**	**0**	**0**	**279**	**313**	**12%**
General Government Improvement Fund						
Capital	0	0	1,032	0	2,020	0%
Department Total:	**0**	**0**	**1,032**	**0**	**2,020**	**0%**
Department Position Total:	**0**	**0**	**0**	**0**	**0**	**0%**
Risk Reduction and Resilience T	6,582	11,904	10,183	83,431	96,350	15%
Audit and Management Services						
Salary	4,223	3,762	0	0	0	0%
Fringe Benefits	1,451	1,546	0	0	0	0%
Other Operating	175	153	0	0	0	0%
Charges for County Services	49	44	0	0	0	0%
Capital	9	16	0	0	0	0%
Department Total:	**5,907**	**5,521**	**0**	**0**	**0**	**0%**
Department Position Total:	**45**	**45**	**0**	**0**	**0**	**0%**

Return to Table of Contents

APPENDIX B
Expenditures by Category of Spending
(Dollars in thousands)

Strategic Priority / Department	Actual 22-23	Actual 23-24	Actual 24-25	Budget 25-26	Proposed 26-27	% Change
Commission on Ethics and Public Trust						
Salary	1,976	2,134	2,269	2,514	2,707	8%
Fringe Benefits	727	806	903	1,034	1,157	12%
Contractual Services	2	6	1	13	13	0%
Other Operating	61	69	60	110	111	1%
Charges for County Services	38	27	55	32	32	0%
Capital	1	6	1	17	17	0%
Department Total:	**2,805**	**3,048**	**3,289**	**3,720**	**4,037**	**9%**
Department Position Total:	**17**	**17**	**17**	**19**	**19**	**0%**
Communications and Customer Experience						
Salary	12,537	13,198	14,585	0	0	0%
Fringe Benefits	5,311	5,784	6,326	0	0	0%
Contractual Services	65	50	40	0	0	0%
Other Operating	1,820	5,327	5,049	0	0	0%
Charges for County Services	1,222	1,190	1,539	0	0	0%
Capital	68	174	59	0	0	0%
Department Total:	**21,023**	**25,723**	**27,598**	**0**	**0**	**0%**
Department Position Total:	**178**	**178**	**178**	**0**	**0**	**0%**
Communications, Information and Technology						
Salary	0	0	0	133,413	127,548	-4%
Fringe Benefits	0	0	0	52,202	51,338	-2%
Contractual Services	0	0	0	5,890	5,979	2%
Other Operating	0	0	0	78,840	77,480	-2%
Charges for County Services	0	0	0	18,810	16,780	-11%
Capital	0	0	0	3,568	3,796	6%
Department Total:	**0**	**0**	**0**	**292,723**	**282,921**	**-3%**
Department Position Total:	**0**	**0**	**0**	**1,130**	**1,080**	**-4%**
Human Resources						
Salary	13,832	14,280	0	0	0	0%
Fringe Benefits	5,264	5,565	0	0	0	0%
Court Costs	0	3	0	0	0	0%
Contractual Services	62	151	0	0	0	0%
Other Operating	-127	94	0	0	0	0%
Charges for County Services	500	632	0	0	0	0%
Capital	139	148	0	0	0	0%
Department Total:	**19,670**	**20,873**	**0**	**0**	**0**	**0%**
Department Position Total:	**151**	**157**	**0**	**0**	**0**	**0%**

Return to Table of Contents

APPENDIX B
Expenditures by Category of Spending
(Dollars in thousands)

Strategic Priority / Department	Actual 22-23	Actual 23-24	Actual 24-25	Budget 25-26	Proposed 26-27	% Change
Information Technology						
Salary	104,599	111,378	122,303	0	0	0%
Fringe Benefits	36,478	40,232	36,858	0	0	0%
Contractual Services	12,206	3,457	4,648	0	0	0%
Other Operating	57,933	67,485	74,040	0	0	0%
Charges for County Services	15,879	15,845	15,662	0	0	0%
Grants to Outside Organizations	0	0	0	0	0	0%
Capital	5,209	3,195	5,569	0	0	0%
Department Total:	**232,304**	**241,592**	**259,080**	**0**	**0**	**0%**
Department Position Total:	**950**	**953**	**955**	**0**	**0**	**0%**
Inspector General						
Salary	5,463	5,640	5,596	6,315	6,273	-1%
Fringe Benefits	1,733	1,867	1,831	2,369	2,394	1%
Court Costs	18	4	10	10	10	0%
Contractual Services	6	0	2	6	4	-33%
Other Operating	157	182	169	246	263	7%
Charges for County Services	53	58	52	84	80	-5%
Capital	55	22	45	61	60	-2%
Department Total:	**7,485**	**7,773**	**7,705**	**9,091**	**9,084**	**-0%**
Department Position Total:	**42**	**42**	**42**	**42**	**42**	**0%**
Internal Compliance						
Salary	0	0	14,290	16,924	33,791	100%
Fringe Benefits	0	0	5,626	7,545	14,752	96%
Court Costs	0	0	7	97	108	11%
Contractual Services	0	0	416	953	1,161	22%
Other Operating	0	0	902	2,128	10,670	401%
Charges for County Services	0	0	807	2,666	9,503	256%
Capital	0	0	32	79	76	-4%
Department Total:	**0**	**0**	**22,080**	**30,392**	**70,061**	**131%**
Department Position Total:	**0**	**0**	**173**	**170**	**302**	**78%**

Return to Table of Contents

APPENDIX B
Expenditures by Category of Spending
(Dollars in thousands)

Strategic Priority / Department	Actual 22-23	Actual 23-24	Actual 24-25	Budget 25-26	Proposed 26-27	% Change
Internal Services						
Salary	69,452	73,192	0	0	0	0%
Fringe Benefits	26,952	29,514	0	0	0	0%
Court Costs	30	13	0	0	0	0%
Contractual Services	68,360	90,085	0	0	0	0%
Other Operating	95,786	98,615	0	0	0	0%
Charges for County Services	36,875	30,541	0	0	0	0%
Grants to Outside Organizations	0	0	0	0	0	0%
Capital	138	611	0	0	0	0%
Department Total:	**297,593**	**322,571**	**0**	**0**	**0**	**0%**
Department Position Total:	**916**	**918**	**0**	**0**	**0**	**0%**
Management and Budget						
Salary	12,826	16,056	13,239	23,255	14,942	-36%
Fringe Benefits	4,726	5,984	4,941	10,479	6,337	-40%
Court Costs	0	1	5	24	2	-92%
Contractual Services	193	197	257	1,908	1,904	-0%
Other Operating	392	456	396	3,683	531	-86%
Charges for County Services	545	592	526	381	363	-5%
Grants to Outside Organizations	26,336	25,719	30,873	25,700	25,330	-1%
Capital	33	32	48	477	37	-92%
Department Total:	**45,051**	**49,037**	**50,285**	**65,907**	**49,446**	**-25%**
Department Position Total:	**124**	**137**	**111**	**101**	**101**	**0%**
People and Internal Operations						
Salary	0	0	83,242	87,141	75,599	-13%
Fringe Benefits	0	0	33,366	39,158	35,033	-11%
Court Costs	0	0	10	12	11	-8%
Contractual Services	0	0	107,099	127,245	128,376	1%
Other Operating	0	0	106,553	125,660	102,039	-19%
Charges for County Services	0	0	32,272	35,630	31,716	-11%
Capital	0	0	1,129	431	178	-59%
Department Total:	**0**	**0**	**363,671**	**415,277**	**372,952**	**-10%**
Department Position Total:	**0**	**0**	**960**	**954**	**826**	**-13%**

Return to Table of Contents

APPENDIX B
Expenditures by Category of Spending
(Dollars in thousands)

Strategic Priority / Department	Actual 22-23	Actual 23-24	Actual 24-25	Budget 25-26	Proposed 26-27	% Change
Strategic Procurement						
Salary	10,823	11,859	18,061	18,590	23,221	25%
Fringe Benefits	3,984	4,637	7,580	8,025	10,306	28%
Contractual Services	436	342	559	1,289	1,313	2%
Other Operating	1,057	1,097	2,565	3,130	7,075	126%
Charges for County Services	676	1,514	2,716	3,001	3,847	28%
Department Total:	**16,976**	**19,449**	**31,481**	**34,035**	**45,762**	**34%**
Department Position Total:	**132**	**132**	**232**	**183**	**203**	**11%**
General Government Improvement Fund						
Capital	18,670	15,174	28,495	25,923	59,655	130%
Department Total:	**18,670**	**15,174**	**28,495**	**25,923**	**59,655**	**130%**
Department Position Total:	**0**	**0**	**0**	**0**	**0**	**0%**
Non-Departmental						
Other Operating	146,966	142,550	145,048	279,374	153,527	-45%
Department Total:	**146,966**	**142,550**	**145,048**	**279,374**	**153,527**	**-45%**
Department Position Total:	**0**	**0**	**0**	**0**	**0**	**0%**
Fiscal Responsibility and Effic	814,450	853,311	938,732	1,156,442	1,047,445	-9%
All Strategic Priorities						
Salary	**2,623,077**	**2,851,996**	**3,014,206**	**3,209,079**	**3,339,858**	**4%**
Fringe Benefits	**1,195,104**	**1,269,748**	**1,450,020**	**1,577,711**	**1,702,517**	**8%**
Court Costs	**414**	**234**	**681**	**2,448**	**2,687**	**10%**
Contractual Services	**860,050**	**883,519**	**996,128**	**1,119,232**	**1,203,988**	**8%**
Other Operating	**1,858,503**	**2,019,875**	**1,692,844**	**2,272,275**	**2,210,300**	**-3%**
Charges for County Services	**561,018**	**553,784**	**647,511**	**699,257**	**731,812**	**5%**
Grants to Outside Organizations	**225,492**	**232,944**	**290,965**	**261,729**	**303,277**	**16%**
Capital	**304,358**	**277,659**	**258,996**	**359,577**	**403,323**	**12%**
Minus Adjustments for Interagency Transfers	**1,030,633**	**862,093**	**751,133**	**925,702**	**876,086**	**-5%**
Grand Total:	**6,597,383**	**7,227,666**	**7,600,218**	**8,575,606**	**9,021,676**	**5%**
Department Total:	**30,050**	**30,807**	**30,375**	**31,998**	**31,942**	**-0%**

APPENDIX C: COUNTYWIDE GENERAL FUND REVENUE
(in thousands of dollars)

REVENUE SOURCE		Net 2026-27 Proposed
TAXES		
General Property Tax		$ 2,347,058
Less: Tax Collector Commissions		(114,543)
Local Option Gas Tax		42,278
Ninth Cent Gas Tax		10,936
	Subtotal	2,285,729
BUSINESS TAXES		
Business Taxes		$ 2,030
	Subtotal	2,030
INTERGOVERNMENTAL REVENUES		
State Sales Tax		$ 96,425
State Revenue Sharing		81,014
Gasoline and Motor Fuels Tax		13,101
Alcoholic Beverage License		1,082
Race Track Revenue		603
State Insurance Agent License Fees		916
	Subtotal	193,141
OTHER REVENUES		
Interest		$ 18,800
Administrative Reimbursements		69,830
Other Revenues		12,743
Miscellaneous		3,950
	Subtotal	105,323
TRANSFERS		
Transfers		$ 97,902
	Subtotal	97,902
Unspent Constitutional Offices Budget		
Unspent Constitutional Offices Budget		$ 56,096
	Subtotal	56,096
CASH CARRYOVER		
Cash Carryover		$ 133,384
	Subtotal	133,384
	TOTAL	$ 2,873,605

APPENDIX D: UNINCORPORATED MUNICIPAL SERVICE AREA GENERAL FUND REVENUE
(in thousands of dollars)

REVENUE SOURCE		Net 2026-27 Proposed
TAXES		
General Property Tax		$ 260,965
Utility Tax		134,410
Communications Tax		28,019
	Subtotal	423,394
BUSINESS TAXES		
Business Taxes		$ 5,775
	Subtotal	5,775
INTERGOVERNMENTAL		
State Sales Tax		$ 108,735
State Revenue Sharing		48,210
Alcoholic Beverage License		191
	Subtotal	157,136
OTHER REVENUES		
Interest		$ 4,998
Administrative Reimbursements		18,562
Other Revenues		1,280
Miscellaneous		1,050
	Subtotal	25,890
TRANSFERS		
Transfers		$ 31,500
	Subtotal	31,500
CASH CARRYOVER		
Cash Carryover		$ 104,494
	Subtotal	104,494
	TOTAL	$ 748,189

Return to Table of Contents

APPENDIX E: COUNTYWIDE NON-DEPARTMENTAL EXPENDITURES
By Strategic Priority
(in thousands of dollars)

STRATEGIC PRIORITY		2026-27 Proposed Budget
CONSTITUTIONAL OFFICES		
Property Appraiser	$	1,780
Subtotal		1,780
An Economy that Works for All		
Tax Increment Financing	$	108,880
Mom and Pop Small Business Grant Program		1,170
Targeted Jobs Incentive Fund (TJIF) & Qualified Targeted Industry (QTI)		4,300
Subtotal		114,350
Healthy and Safe Communities		
State of Department of Juvenile Justice	$	4,099
Grants to Community Based Organizations (CBO), Events and Initiatives:		
CBO Discretionary Reserve		4,690
Legacy Community Based Organizations		19,741
Other CBOs, Events, and Initiatives		11,038
Inmate Medical		2,200
Ludlam Trail		4,157
Public Guardianship Program		2,728
Medicaid		73,354
Medicaid Reimbursement from Public Health Trust		(33,953)
South Florida Behavioral Network	$	1,000
Subtotal		89,054
Investment in Infrastructure		
Transportation Infrastructure Improvement District (TIID)	$	32,014
Subtotal		32,014

Return to Table of Contents

APPENDIX E: COUNTYWIDE NON-DEPARTMENTAL EXPENDITURES
By Strategic Priority
(in thousands of dollars)

STRATEGIC PRIORITY		2026-27 Proposed Budget
Fiscal Responsibility and Efficiency		
Accidental Death Insurance	$	137
Activation Reserve		150
Contingency Reserve		5,000
Emergency Contingency Reserve		5,000
Employee Awards		234
Employee Background Checks		62
Employee Physicals		1,170
Employee Training and Development		237
Employment Ads		79
External Audit		907
Future Services Reserve		21,120
General Publicity		20
In-Kind Services Reserve		155
IT Funding Model Distribution		61,242
Long Term Disability Insurance		1,343
Management Consulting		375
Memberships in Local, State, and National Organizations		395
Miscellaneous Operating		274
Naming Rights Payments:		
Naming Rights Payment to BPL		2,000
Transfer to Anti-Gun Violence and Prosperity Initiative		4,220
Natural Disaster Reserve		5,000
Lobbyist/Outside Legal Services		2,054
Outside Printing		20
Prior Year Encumbrances		1,125
Promotional Items		20
Property Damage Insurance		3,121
Public Campaign Financing		79
Quality Neighborhood Improvement Bond Program Debt		81
Radio Public Information		20
Sign Language/Interpreters		20
South Florida Regional Planning Council		863
Tax Equalization Reserve		2,250
Wage Adjustment, FRS, Separation, and Energy Reserve		7,900
	Subtotal	126,673
TOTAL	$	363,871

Return to Table of Contents

APPENDIX F: UNINCORPORATED MUNICIPAL SERVICE AREA NON-DEPARTMENTAL EXPENDITURES

By Strategic Priority

(in thousands of dollars)

STRATEGIC PRIORITY		2026-27 Proposed Budget
An Economy that Works for All		
Tax Increment Financing		$ 7,788
	Subtotal	7,788
Investment in Infrastructure		
School Speed Zone Detection District Public Safety Projects		$ 17,000
	Subtotal	17,000
Fiscal Responsibility and Efficiency		
Accidental Death Insurance		$ 38
Employee Awards		66
Employee Background Checks		18
Employee Physicals		330
Employee Training and Development		63
Employment Ads		24
General Publicity		5
IT Funding Model Distribution		16,280
Long Term Disability Insurance		357
Management Consulting		100
Memberships in Local, State, and National Organizations		105
Miscellaneous Operating		26
Lobbyist/Outside Legal Services		546
Outside Printing		5
Prior Year Encumbrances		375
Promotional Items		5
Property Damage Insurance		830
Public Campaign Financing		21
Quality Neighborhood Improvement Bond Program Debt		5,300
Radio Public Information Program		5
Sign Language/Interpreters		5
Tax Equalization Reserve		250
Wage Adjustment, FRS, Separation, and Energy Reserve		2,100
	Subtotal	26,854
TOTAL		$ 51,642

Return to Table of Contents

APPENDIX G: CAPITAL REVENUE SUMMARY BY SOURCE

(dollars in thousands)

Revenue Source	Prior Years	2026-27	2027-28	2028-29	2029-30	2030-31	2031-32	Future	Total
County Bonds/Debt									
2011 Sunshine State Financing	767	0	0	0	0	0	0	0	767
Aviation 2016 Commercial Paper	170,000	0	0	0	0	0	0	0	170,000
Aviation 2021 Commercial Paper	180,000	0	0	0	0	0	0	0	180,000
Aviation Revenue Bonds	575,265	0	0	0	0	0	0	0	575,265
BBC GOB Financing	954,257	158,445	91,516	58,923	33,891	17,610	4,432	2,700	1,321,774
CIIP Program Bonds	162,544	0	0	0	0	0	0	0	162,544
CIIP Program Financing	337,980	330,301	188,616	148,109	30,685	0	0	0	1,035,691
Capital Asset Series 2007 Bonds	1,697	0	0	0	0	0	0	0	1,697
Capital Asset Series 2013A Bonds	806	0	0	0	0	0	0	0	806
Capital Asset Series 2016 Bonds	37	0	0	0	0	0	0	0	37
Capital Asset Series 2020C Bonds	28,959	0	725	2,811	0	0	0	0	32,495
Capital Asset Series 2022A Bonds	85,571	0	0	0	0	0	0	0	85,571
Capital Asset Series 2023A Bonds	80,303	0	0	0	0	0	0	0	80,303
Capital Asset Series 2024A Bonds	202,393	0	0	0	0	0	0	0	202,393
Court Facilities Bond Series 2014	1,825	0	0	0	0	0	0	0	1,825
Double-Barreled GO Bonds	34,320	0	0	0	0	0	0	0	34,320
Future Financing	870,353	1,531,428	1,903,677	2,241,510	2,091,333	1,544,824	916,813	3,690,154	14,790,092
Future Solid Waste Disp. Notes/Bonds	0	3,650	3,460	34,400	60,400	59,118	40,946	246,883	448,857
Future Subordinate Debt	0	0	0	0	143,425	295,357	225,000	112,953	776,735
Future WASD Revenue Bonds	0	434,742	521,664	438,382	380,926	377,366	419,178	570,357	3,142,615
JMH General Obligation Bonds	8,000	0	0	0	0	0	0	0	8,000
Lease Financing - County Bonds/Debt	564,512	133,479	106,870	46,417	9,553	5,182	553	0	866,566
Ojus Revenue Bond Sold	9,496	457	0	0	0	0	0	0	9,953
People's Transportation Plan Bond Program	1,443,408	319,473	631,471	449,071	212,094	88,588	1,659,872	28,854	4,832,831
QNIP 2017 - Bond Proceeds	9,933	0	0	0	0	0	0	0	9,933
QNIP 2018 - Bond Proceeds	10,000	0	0	0	0	0	0	0	10,000
QNIP 2022 - Bond Proceeds	9,840	0	0	0	0	0	0	0	9,840
QNIP 2024 - Bond Proceeds	10,022	0	0	0	0	0	0	0	10,022
QNIP II - Bond Proceeds	1,819	0	0	0	0	0	0	0	1,819
QNIP IV - Bond Proceeds	1,389	0	0	0	0	0	0	0	1,389
QNIP V - Bond Proceeds	1,312	0	0	0	0	0	0	0	1,312
Seaport - Tenant Financing	4,054	38,165	10,599	10,000	10,000	10,000	10,000	88,000	180,818
Seaport Bonds/Loans	935,682	6,000	0	0	0	0	0	0	941,682
Solid Waste System Rev. Bonds Series 2005	71,151	0	0	0	0	0	0	0	71,151
Special Obligation Bond Series 2005	14,097	0	0	0	0	0	0	0	14,097
WASD Future Funding	0	0	2,150	0	0	0	0	0	2,150
WASD Revenue Bonds Sold	1,701,406	0	0	0	0	0	0	0	1,701,406
WASD Subordinate Debt Sold	53,784	0	0	0	0	0	0	0	53,784
WIFIA Loan	623,009	49,017	100,910	164,737	13,129	0	0	0	950,802
Water PFAS Settlement Fund	75,798	0	0	0	0	0	0	0	75,798
Total	**9,235,789**	**3,005,157**	**3,561,658**	**3,594,360**	**2,985,436**	**2,398,045**	**3,276,794**	**4,739,901**	**32,797,140**
County Proprietary Operations									
Aviation Operating Funds	9,273	0	0	0	0	0	0	0	9,273

Return to Table of Contents

APPENDIX G: CAPITAL REVENUE SUMMARY BY SOURCE

(dollars in thousands)

Revenue Source	Prior Years	2026-27	2027-28	2028-29	2029-30	2030-31	2031-32	Future	Total
Aviation Passenger Facility Charge	93,636	11,145	17,234	21,838	17,042	0	0	0	160,895
Aviation Revenues	62,479	33,892	9,811	4,571	75	6,248	0	0	117,076
Biscayne Bay Envir. Trust Fund	2,470	9,200	1,000	1,000	1,000	1,000	0	0	15,670
Causeway Toll Revenue	50,882	19,990	17,624	14,442	8,140	7,400	71,079	0	189,557
Claims Construction Fund	8,918	0	0	0	0	0	0	0	8,918
Clerk of the Courts Operating Revenue	224	290	130	120	0	220	0	0	984
Collections Operating Maintenance	108	0	0	0	0	0	0	0	108
Construction Plat Fees	50	1,050	1,090	1,805	1,935	0	0	0	5,930
DERM Operating Non - USF	70	0	0	0	0	0	0	0	70
Disposal Operating Maintenance	204	15,000	3,000	0	0	60	0	0	18,264
FUMD Work Order Fund	0	2,450	4,100	100	0	0	0	0	6,650
Fire Hydrant Fund	9,602	2,000	2,000	2,000	2,000	2,000	2,000	0	21,602
Fire Rescue Revenues	0	4,078	0	0	0	0	0	0	4,078
General Construction Overhead	12,597	0	0	0	0	0	0	0	12,597
Improvement Fund	110,145	17,248	20,535	15,429	5,403	7,624	3,453	0	179,837
Mobility Impact Fees	908,578	126,361	186,184	159,878	93,009	5,471	5,279	0	1,484,760
Peoples Transportation Plan Capital Expansion Reserve Fund	239,280	50,098	50,747	127,781	121,837	6,455	4,830	0	601,028
Reserve Maintenance Fund	185,501	131,262	110,431	43,017	42,889	40,000	40,000	0	593,100
Seaport Revenues	1,585	150,229	212	0	0	0	0	0	152,026
Sewer DRIP Fund	2,852	0	0	0	0	0	0	0	2,852
Tax Collector Revenues	134	0	0	0	0	0	0	0	134
WASD Project Fund	19,630	0	0	0	0	0	0	0	19,630
Waste Collection Operating Fund	3,649	2,038	5,913	4,504	3,427	4,426	3,309	26,521	53,787
Waste Disposal Operating Fund	43,691	16,752	7,255	3,348	7,472	2,091	9,609	28,499	118,717
Wastewater Infrastructure Fund - Special	517,947	0	0	0	0	0	0	0	517,947
Wastewater Renewal Fund	185,338	20,510	7,410	2,242	520	5,227	0	0	221,247
Wastewater Renewal and Replacement Fund	257,069	55,000	55,000	55,000	55,000	55,000	55,000	55,000	642,069
Wastewater Special Construction Fund	16,643	6,479	7,167	5,934	8,377	4,250	3,375	0	52,225
Water DRIP Fund	177	0	0	0	0	0	0	0	177
Water Renewal and Replacement Fund	233,222	55,000	55,000	55,000	55,000	55,000	55,000	55,000	618,222
Water Special Construction Fund	9,628	150	200	200	200	200	150	0	10,728
Total	**2,985,582**	**730,222**	**562,043**	**518,209**	**423,326**	**202,672**	**253,084**	**165,020**	**5,840,158**
Federal Government									
Army Corps of Engineers	291,999	27,744	35,500	2,800	2,800	2,800	2,800	0	366,443
CDBG Reimbursement	2,281	563	0	0	0	0	0	0	2,844
Capital Funds Program (CFP) - 718	11,553	0	0	0	0	0	0	0	11,553
Capital Funds Program (CFP) - 719	10,145	0	0	0	0	0	0	0	10,145
Capital Funds Program (CFP) - 720	11,410	0	0	0	0	0	0	0	11,410
Capital Funds Program (CFP) - 721	6,898	0	0	0	0	0	0	0	6,898
Capital Funds Program (CFP) - 722	13,941	0	0	0	0	0	0	0	13,941
Capital Funds Program (CFP) - 723	10,281	439	242	0	0	0	0	0	10,962
Capital Funds Program (CFP) - 724	7,190	2,025	1,025	0	0	0	0	0	10,240
Capital Funds Program (CFP) - 725	650	3,550	4,825	2,525	0	0	0	0	11,550

Return to Table of Contents

APPENDIX G: CAPITAL REVENUE SUMMARY BY SOURCE

(dollars in thousands)

Revenue Source	Prior Years	2026-27	2027-28	2028-29	2029-30	2030-31	2031-32	Future	Total
Diesel Emissions Reduction Act Grant	1,853	0	0	0	0	0	0	0	1,853
FEMA Hazard Mitigation Grant	4,556	7,753	1,110	0	0	0	0	0	13,419
FTA 20005(b) - Pilot Program for TOD Planning Discretionary Grant	1,080	1,910	904	1	0	0	0	0	3,895
FTA 5307 - SMART FLEX Transfer	34,346	80,113	15,897	732	19,000	11,000	3,935	0	165,023
FTA 5307 - Transfer	200	400	800	800	1,024	224	0	0	3,448
FTA 5307 - Urbanized Area Formula Grant	99,396	252,124	249,411	140,938	164,901	98,403	2,085,971	0	3,091,144
FTA 5309 - Discretionary Grant	216,042	113	0	0	0	0	0	0	216,155
FTA 5309 - Formula Grant	1,036	0	0	0	0	0	0	0	1,036
FTA 5324 - Public Transportation Emergency Relief	0	0	1,000	0	0	0	0	0	1,000
FTA 5337 - State of Good Repair Formula Grant	45,837	93,964	47,687	48,402	49,128	49,865	50,613	0	385,496
FTA 5339 - Bus & Bus Facility Formula Grant	6,225	0	5,000	7,500	7,400	100	0	0	26,225
FTA 5339(b) - Bus & Bus Facilities Discretionary Grant	11,000	0	0	0	0	0	0	0	11,000
Federal Aviation Administration	241,221	51,079	49,670	56,448	39,336	22,308	27,455	2,718	490,235
HCD Operating Revenue	3,664	1,753	1,517	1,200	1,130	924	340	0	10,528
HOMES American Rescue Plan - City of Miami	8,000	0	0	0	0	0	0	0	8,000
HOMES Plan	9,718	154	0	0	0	0	0	0	9,872
National Fish and Wildlife Foundation	330	0	0	0	0	0	0	0	330
Transportation Security Administration Funds	111,875	1,023	0	0	0	0	0	0	112,898
US DOT	18,914	36,576	25,913	5,000	0	0	0	0	86,403
US Department of Agriculture	135	0	0	0	0	0	0	0	135
US Department of Environmental Protection Agency	2,577	110	0	0	0	0	0	0	2,687
US Department of Homeland Security	3,556	0	0	0	0	0	0	0	3,556
Urban Area Security Initiative Grant	670	0	0	0	0	0	0	0	670
Total	**1,188,579**	**561,393**	**440,501**	**266,346**	**284,719**	**185,624**	**2,171,114**	**2,718**	**5,100,994**
Impact Fees/Exactions									
Developer Fees/Donations	600	0	0	0	0	0	0	0	600
Fire Impact Fees	13,738	29,711	15,441	16,270	10,811	0	0	0	85,971
Park Impact Fees	147,452	5,321	0	0	0	0	0	0	152,773
Police Impact Fees	10,259	5,000	0	0	0	0	0	0	15,259
Road Impact Fees	179,890	0	0	0	0	0	0	0	179,890
Wastewater Connection Charges	98,706	21,501	21,453	17,838	20,650	11,982	3,805	1,193	197,128
Water Connection Charges	21,901	5,891	6,076	5,276	5,245	5,000	5,000	0	54,389
Total	**472,546**	**67,424**	**42,970**	**39,384**	**36,706**	**16,982**	**8,805**	**1,193**	**686,010**
Non-County Sources									
City of Aventura Contribution	3,912	88	0	0	0	0	0	0	4,000
City of Coral Gables Park & Mobility Impact Fees	7,380	0	0	0	0	0	0	0	7,380
City of Miami Beach Contribution	8,625	0	0	0	0	0	0	0	8,625
City of Miami Contribution	0	536	1	0	0	0	0	0	537
City of Miami Park Impact Fees	7,585	0	0	0	0	0	0	0	7,585
CreARTE Grant	75	25	0	0	0	0	0	0	100
Developer Contributions	7,918	6,000	6,850	0	0	0	0	0	20,768

Return to Table of Contents

APPENDIX G: CAPITAL REVENUE SUMMARY BY SOURCE

(dollars in thousands)

Revenue Source	Prior Years	2026-27	2027-28	2028-29	2029-30	2030-31	2031-32	Future	Total
Energy Conservation Lease Financing	3,785	0	0	0	0	0	0	0	3,785
Florida City Contribution	4,383	0	0	0	0	0	0	0	4,383
Knight Foundation Grant	593	0	0	2,000	0	0	0	0	2,593
Miscellaneous Operating Revenues - MDCA	181	144	0	0	0	0	0	0	325
USDOT Build Program	41,308	1,030	1,131	3,076	2,345	1,112	0	0	50,002
Village of Key Biscayne Contribution	1,300	0	0	0	0	0	0	0	1,300
Zoo Foundation	552	2,600	2,248	0	0	0	0	0	5,400
Total	**87,597**	**10,423**	**10,230**	**5,076**	**2,345**	**1,112**	**0**	**0**	**116,783**
Other County Sources									
Affordable Housing Trust	33,035	0	0	0	0	0	0	0	33,035
Animal Services Trust Fund	28	0	0	0	0	0	0	0	28
Beach Renourishment Fund	9,000	0	0	0	0	0	0	0	9,000
CITD Service Fees	81,632	10,748	9,807	9,679	9,491	8,991	0	0	130,348
CUA - Parking Revenues	6,000	0	0	0	0	0	0	0	6,000
Charter County Transit System Surtax	43,011	0	0	0	0	0	0	0	43,011
Convention Development Tax Funds	0	750	0	0	0	0	0	0	750
DERM Operating Revenue	0	118	0	0	0	0	0	0	118
Domestic Violence Capital Fund	290	25	25	25	25	0	0	0	390
Donations	0	1,500	0	0	0	0	0	0	1,500
Environmentally Endangered Land Funds	19,000	0	0	0	0	0	0	0	19,000
Fire Rescue Taxing District	25,640	10,335	3,607	1,120	1,120	1,440	0	0	43,262
General Fund	1,500	0	0	0	0	0	0	0	1,500
General Government Improvement Fund (GGIF)	70,855	84,295	120	0	0	0	0	0	155,270
Homeless Trust Capital Fund	25,914	9,165	2,279	2,829	2,674	2,229	0	0	45,090
IT Funding Model	5,086	8,306	0	0	0	0	0	0	13,392
Law Enforcement Trust Fund (LETF)	615	0	0	0	0	0	0	0	615
Miami-Dade Library Taxing District	78,427	16,776	3,254	450	330	390	400	0	100,027
Miami-Dade Rescue Plan	7,320	1,399	0	0	0	0	0	0	8,719
PIOD - Fleet Revenue	0	1,615	2,185	0	0	0	0	0	3,800
PIOD - Operating Revenue	0	11,801	0	0	0	0	0	0	11,801
PIOD - Service Fees	204	6,490	46	0	0	0	0	0	6,740
PROS - Chapman Field Trust Fund	1,672	88	0	0	0	0	0	0	1,760
PROS - Departmental Trust Fund	13,510	8,384	7,951	6,562	0	0	0	0	36,407
PROS - Miscellaneous Trust Fund	527	0	0	0	0	0	0	0	527
PROS - Operating Revenue	1,231	153	0	0	0	0	0	0	1,384
Property Appraiser Operating Revenue	7,260	0	0	0	0	0	0	0	7,260
RER Operating Revenue	6,625	355	1,518	276	135	115	268	0	9,292
Sheriff's Operating Revenue	70	0	0	0	0	0	0	0	70
Special Taxing District	1,794	207	471	1,339	0	0	0	0	3,811
Stormwater Utility	97,950	29,485	12,255	3,161	1,750	3,200	1,900	0	149,701
Transit Operating Revenues	20,254	0	0	0	0	0	0	0	20,254
Utility Service Fee	12,904	2,001	25,598	27,752	15,800	16,800	23,000	0	123,855
Total	**571,354**	**203,996**	**69,116**	**53,193**	**31,325**	**33,165**	**25,568**	**0**	**987,717**

Return to Table of Contents

APPENDIX G: CAPITAL REVENUE SUMMARY BY SOURCE

(dollars in thousands)

Revenue Source	Prior Years	2026-27	2027-28	2028-29	2029-30	2030-31	2031-32	Future	Total
State of Florida									
Air Pollution Tag Fee	0	496	0	0	0	0	0	0	496
FDOT 2016 SUN Trail	500	4,500	3,477	1,200	2,405	0	0	0	12,082
FDOT Funds	280,966	78,152	115,856	110,322	53,494	8,171	127,099	6,164	780,224
FDOT Reimbursement	32,656	4,527	4,663	4,663	0	0	0	0	46,509
Florida Boating Improvement Fund	23,467	1,441	800	0	0	0	0	0	25,708
Florida Department of Environmental Protection	35,564	27,420	19,066	7,900	4,850	0	0	0	94,800
Florida Department of State	110	0	0	0	0	0	0	0	110
Florida Department of State - Library and Information Services Grant	1,124	623	0	0	0	0	0	0	1,747
Florida Inland Navigational District	7,894	100	100	100	100	100	0	0	8,394
Resilient Florida Grant Program	37,237	2,215	0	0	0	0	0	0	39,452
State of Florida African-American Cultural and Historical Grant Program	1,000	0	0	0	0	0	0	0	1,000
State of Florida Cultural Facilities Grant Program	500	500	0	0	0	0	0	0	1,000
State of Florida Dept of Children and Families	1,555	475	0	0	0	0	0	0	2,030
State of Florida Grant	1,900	1,156	550	0	0	0	0	0	3,606
Total	**424,473**	**121,605**	**144,512**	**124,185**	**60,849**	**8,271**	**127,099**	**6,164**	**1,017,158**
Gas Tax									
Capital Impr. Local Option Gas Tax	204	0	0	0	0	0	0	0	204
Secondary Gas Tax	100,085	17,709	17,502	17,502	0	0	0	0	152,798
Total	**100,289**	**17,709**	**17,502**	**17,502**	**0**	**0**	**0**	**0**	**153,002**
Grand Total	**15,066,209**	**4,717,929**	**4,848,532**	**4,618,255**	**3,824,706**	**2,845,871**	**5,862,464**	**4,914,996**	**46,698,962**

Return to Table of Contents

APPENDIX H: CAPITAL EXPENDITURE SUMMARY BY STRATEGIC PRIORITY AND DEPARTMENT

(dollars in thousands)

Strategic Priority / Department	Prior Years	2026-27	2027-28	2028-29	2029-30	2030-31	2031-32	Future	Total
An Economy that Works for All									
AVIATION	2,259,582	1,023,058	1,464,582	1,952,005	1,879,945	1,433,031	803,890	3,185,698	14,001,791
HOUSING AND COMMUNITY DEVELOPMENT	17,854	11,249	3,932	0	0	0	0	0	33,035
NON-DEPARTMENTAL	113,874	23,268	4,700	5,300	3,000	2,700	2,700	2,700	158,242
SEAPORT	776,298	495,742	162,380	67,195	28,031	27,000	32,006	269,644	1,858,296
STRATEGIC PROCUREMENT	66,983	3,204	3,957	2,000	0	0	0	0	76,144
Strategic Priorities Total	**3,234,591**	**1,556,521**	**1,639,551**	**2,026,500**	**1,910,976**	**1,462,731**	**838,596**	**3,458,042**	**16,127,508**
Fiscal Responsibility and Efficiency									
COMMUNICATIONS, INFORMATION AND TECHNOLOGY	7,147	6,140	4,035	3,241	566	0	0	0	21,129
INTERNAL COMPLIANCE	30,813	22,301	25,666	0	0	0	0	0	78,780
NON-DEPARTMENTAL	0	89,988	0	0	0	0	0	0	89,988
PEOPLE AND INTERNAL OPERATIONS	188,845	38,627	32,438	0	0	0	0	0	259,910
STRATEGIC PROCUREMENT	0	945	395	0	0	0	0	0	1,340
TRANSPORTATION AND PUBLIC WORKS	9,428	34,796	23,000	10,475	800	183	0	0	78,682
WATER AND SEWER	83,098	25,859	17,000	17,000	17,000	17,000	17,000	17,000	210,957
Strategic Priorities Total	**319,331**	**218,656**	**102,534**	**30,716**	**18,366**	**17,183**	**17,000**	**17,000**	**740,786**
Healthy and Safe Communities									
ANIMAL SERVICES	7,177	8,000	13,850	6,154	0	0	0	0	35,181
COMMUNICATIONS, INFORMATION AND TECHNOLOGY	28,514	13,544	6,781	7,669	0	0	0	0	56,508
COMMUNITY SERVICES	9,597	5,594	4,000	7,006	0	0	0	0	26,197
CORRECTIONS AND REHABILITATION	130,276	86,173	133,619	165,267	88,500	0	0	0	603,835
CULTURAL AFFAIRS	20,134	44,768	26,064	9,117	0	0	0	0	100,083
FIRE RESCUE	16,060	37,708	45,555	40,630	21,599	0	0	0	161,552
HOMELESS TRUST	10,134	7,888	0	500	1,027	526	0	0	20,075
JUDICIAL ADMINISTRATION	49,860	5,140	0	0	0	0	0	0	55,000
LIBRARY DEPARTMENT	38,515	22,018	8,995	0	0	0	0	0	69,528
MEDICAL EXAMINER	1,246	1,655	120	0	0	0	0	0	3,021
NON-DEPARTMENTAL	46,035	23,705	700	0	0	0	0	0	70,440
PARKS, RECREATION AND OPEN SPACES	240,441	74,757	58,080	100,543	48,266	1,410	0	0	523,497
PEOPLE AND INTERNAL OPERATIONS	152,941	129,401	92,130	18,082	0	0	0	0	392,554
TRANSPORTATION AND PUBLIC WORKS	0	1,329	0	0	0	0	0	0	1,329
Strategic Priorities Total	**750,930**	**461,680**	**389,894**	**354,968**	**159,392**	**1,936**	**0**	**0**	**2,118,800**
Investment in Infrastructure									
ANIMAL SERVICES	678	587	0	0	0	0	0	0	1,265
COMMUNICATIONS, INFORMATION AND TECHNOLOGY	80,348	19,547	8,821	13,706	8,999	14,210	0	0	145,631
COMMUNITY SERVICES	8,450	2,433	600	0	0	0	0	0	11,483
CORRECTIONS AND REHABILITATION	37,649	11,778	4,149	0	0	0	0	0	53,576
CULTURAL AFFAIRS	88,838	62,172	41,009	11,945	0	0	0	0	203,964
ENVIRONMENTAL RESOURCES MANAGEMENT	0	606	0	0	0	0	0	0	606
FIRE RESCUE	34,903	28,434	34,674	5,702	2,908	1,542	0	0	108,163
HOMELESS TRUST	29,713	14,527	2,759	2,738	2,452	3,219	0	0	55,408
HOUSING AND COMMUNITY DEVELOPMENT	74,403	8,464	7,517	2,884	431	0	0	0	93,699

Return to Table of Contents

APPENDIX H: CAPITAL EXPENDITURE SUMMARY BY STRATEGIC PRIORITY AND DEPARTMENT

(dollars in thousands)

Strategic Priority / Department	Prior Years	2026-27	2027-28	2028-29	2029-30	2030-31	2031-32	Future	Total
JUDICIAL ADMINISTRATION	85,977	20,215	10,969	0	0	0	0	0	117,161
LIBRARY DEPARTMENT	34,121	25,854	1,070	0	0	0	0	0	61,045
MEDICAL EXAMINER	2,186	3,925	466	0	0	0	0	0	6,577
NON-DEPARTMENTAL	37,147	31,429	4,000	2,000	0	0	0	0	74,576
PARKS, RECREATION AND OPEN SPACES	273,990	76,873	49,928	24,083	2,549	0	0	0	427,423
PEOPLE AND INTERNAL OPERATIONS	116,176	127,079	68,823	55,084	0	0	0	0	367,162
SEAPORT	301,635	202,827	200,077	215,330	196,972	168,579	156,259	209,282	1,650,961
SOLID WASTE MANAGEMENT	22,458	13,349	12,068	6,852	10,899	10,895	10,475	93,584	180,580
STRATEGIC PROCUREMENT	800	50	0	0	0	0	0	0	850
TRANSPORTATION AND PUBLIC WORKS	1,845,784	936,716	1,335,109	1,022,139	773,181	276,577	3,885,629	28,854	10,103,989
WATER AND SEWER	952,567	373,055	381,207	385,225	340,663	300,087	324,682	425,702	3,483,188
Strategic Priorities Total	**4,027,823**	**1,959,920**	**2,163,246**	**1,747,688**	**1,339,054**	**775,109**	**4,377,045**	**757,422**	**17,147,307**
Risk Reduction and Resilience									
COMMUNICATIONS, INFORMATION AND TECHNOLOGY	14,084	4,190	3,840	3,341	2,180	0	0	0	27,635
ENVIRONMENTAL RESOURCES MANAGEMENT	405,934	15,615	25,372	4,250	4,100	2,395	0	0	457,666
NON-DEPARTMENTAL	922,283	220,101	166,368	56,615	12,447	18,306	1,561	0	1,397,681
PARKS, RECREATION AND OPEN SPACES	34,900	16,415	14,272	7,386	4,350	0	0	0	77,323
SEAPORT	106,048	14,609	3,000	3,000	3,000	3,000	3,000	104,412	240,069
SOLID WASTE MANAGEMENT	67,214	37,391	47,088	63,126	76,400	72,100	68,612	208,319	640,250
TRANSPORTATION AND PUBLIC WORKS	1,376,943	172,548	112,945	132,902	86,254	61,341	198,207	0	2,141,140
WATER AND SEWER	2,000,758	480,754	491,826	484,033	513,973	537,768	452,874	370,001	5,331,987
Strategic Priorities Total	**4,928,164**	**961,623**	**864,711**	**754,653**	**702,704**	**694,910**	**724,254**	**682,732**	**10,313,751**
Constitutional Offices									
COMMUNICATIONS, INFORMATION AND TECHNOLOGY	97,422	22,657	6,617	0	0	0	0	0	126,696
NON-DEPARTMENTAL	0	20,785	0	0	0	0	0	0	20,785
PEOPLE AND INTERNAL OPERATIONS	45,969	31,521	10,946	0	0	0	0	0	88,436
SHERIFF'S OFFICE	8,574	6,185	0	0	0	0	0	0	14,759
TAX COLLECTOR	134	0	0	0	0	0	0	0	134
Strategic Priorities Total	**152,099**	**81,148**	**17,563**	**0**	**0**	**0**	**0**	**0**	**250,810**
Grand Total	**13,412,938**	**5,239,548**	**5,177,499**	**4,914,525**	**4,130,492**	**2,951,869**	**5,956,895**	**4,915,196**	**46,698,962**

APPENDIX I: 2026-27 CAPITAL BUDGET

(dollars in thousands)

		2026-27							
	Prior Years	Bonds	State	Federal	Gas Tax	Other	26-27 Total	Future	Projected Total Cost
An Economy that Works for All									
AVIATION									
BUILDING RECERTIFICATION PROGRAM	57,245	73,018	0	0	0	0	73,018	469,737	600,000
GENERAL AVIATION AIRPORTS SUBPROGRAM	83,354	12,451	2,222	0	0	0	14,673	151,279	249,306
MIAMI INTERNATIONAL AIRPORT (MIA) - AIRFIELD/AIRSIDE SUBPROGRAM	31,459	20,912	8,802	17,102	0	0	46,816	836,689	914,964
MIAMI INTERNATIONAL AIRPORT (MIA) - CARGO AND NON-TERMINAL BUILDINGS SUBPROGRAM	44,045	66,892	1,310	0	0	10,310	78,512	435,321	557,878
MIAMI INTERNATIONAL AIRPORT (MIA) - CENTRAL TERMINAL SUBPROGRAM	93,675	34,326	1,619	3,371	0	0	39,316	2,432,656	2,565,647
MIAMI INTERNATIONAL AIRPORT (MIA) - CONCOURSE E SUBPROGRAM	268,270	42,279	0	0	0	0	42,279	640,967	951,516
MIAMI INTERNATIONAL AIRPORT (MIA) - CONVEYANCE EQUIPMENT	72,963	49,289	0	0	0	0	49,289	386,100	508,352
MIAMI INTERNATIONAL AIRPORT (MIA) - FACILITIES LIFECYCLE REPLACEMENT (FLRP) PROGRAM	16,331	16,798	0	0	0	0	16,798	60,191	93,320
MIAMI INTERNATIONAL AIRPORT (MIA) - FUEL FACILITIES SUBPROGRAM	9,029	5,677	1,890	2,642	0	751	10,960	133,951	153,940
MIAMI INTERNATIONAL AIRPORT (MIA) - LAND ACQUISITION SUBPROGRAM	271,036	88,396	0	0	0	0	88,396	358,941	718,373
MIAMI INTERNATIONAL AIRPORT (MIA) - LANDSIDE AND ROADWAYS SUBPROGRAM	27,120	16,757	2,985	5,465	0	0	25,207	194,512	246,839
MIAMI INTERNATIONAL AIRPORT (MIA) - MISCELLANEOUS PROJECTS SUBPROGRAM	312,601	30,352	0	0	0	0	30,352	70,777	413,730
MIAMI INTERNATIONAL AIRPORT (MIA) - NEW PROGRAM CONTINGENCY	82,642	0	0	0	0	0	0	878,699	961,341
MIAMI INTERNATIONAL AIRPORT (MIA) - NORTH TERMINAL SUBPROGRAM	53,015	28,339	0	1,023	0	0	29,362	1,299,807	1,382,184
MIAMI INTERNATIONAL AIRPORT (MIA) - PASSENGER BOARDING BRIDGES SUBPROGRAM	79,035	5,977	0	0	0	0	5,977	0	85,012
MIAMI INTERNATIONAL AIRPORT (MIA) - RESERVE MAINTENANCE SUBPROGRAM	80,000	0	0	0	0	120,000	120,000	260,000	460,000
MIAMI INTERNATIONAL AIRPORT (MIA) - SOUTH TERMINAL EXPANSION SUBPROGRAM	197,168	135,186	6,551	20,893	0	0	162,630	537,629	897,427
MIAMI INTERNATIONAL AIRPORT (MIA) - SOUTH TERMINAL SUBPROGRAM	307,362	1,431	1,430	0	0	0	2,861	4,872	315,095
MIAMI INTERNATIONAL AIRPORT (MIA) - SUPPORT PROJECTS SUBPROGRAM	32,910	4,594	415	0	0	0	5,009	5,826	43,745
MIAMI INTERNATIONAL AIRPORT (MIA) - TERMINAL WIDE RESTROOMS SUBPROGRAM	27,586	14,296	482	0	0	0	14,778	219,239	261,603
MIAMI INTERNATIONAL AIRPORT (MIA) - TERMINAL WIDE ROOF SUBPROGRAM	12,103	12,330	660	0	0	7,000	19,990	734,744	766,837
MIAMI INTERNATIONAL AIRPORT (MIA) - TERMINAL WIDE SUBPROGRAM	100,633	121,284	2,351	1,606	0	21,594	146,835	607,214	854,682
Department Total	**2,259,582**	**780,584**	**30,717**	**52,102**	**0**	**159,655**	**1,023,058**	**10,719,151**	**14,001,791**
NON-DEPARTMENTAL									
ACQUIRE OR CONSTRUCT MULTI-PURPOSE FACILITIES - DISTRICT 6	14,310	690	0	0	0	0	690	0	15,000
ACQUIRE OR CONSTRUCT MULTI-USE FACILITIES - COUNTYWIDE	26,743	1,000	0	0	0	0	1,000	0	27,743
CASA FAMILIA AFFORDABLE HOUSING	2,706	294	0	0	0	0	294	0	3,000
ECONOMIC DEVELOPMENT FUND	31,705	17,095	0	0	0	0	17,095	20,200	69,000
ECONOMIC DEVELOPMENT FUND - TARGETED URBAN AREAS (TUA)	10,821	3,279	0	0	0	0	3,279	900	15,000
NOT-FOR-PROFIT CAPITAL FUND	27,589	910	0	0	0	0	910	0	28,499
Department Total	**113,874**	**23,268**	**0**	**0**	**0**	**0**	**23,268**	**21,100**	**158,242**
HOUSING AND COMMUNITY DEVELOPMENT									
AFFORDABLE AND WORKFORCE HOUSING TRUST FUND (AHFT)	17,854	0	0	0	0	11,249	11,249	3,932	33,035
Department Total	**17,854**	**0**	**0**	**0**	**0**	**11,249**	**11,249**	**3,932**	**33,035**
SEAPORT									
CARGO PROGRAM - RAIL & GATE EXPANSION	718	1,734	0	0	0	0	1,734	28,243	30,695
CRUISE TERMINAL BERTH 10 - NEW	22,046	21,627	10,000	0	0	0	31,627	131,327	185,000
CRUISE TERMINAL G - NEW	188,051	149,300	0	0	0	0	149,300	7,448	344,799

APPENDIX I: 2026-27 CAPITAL BUDGET

(dollars in thousands)

		2026-27							
	Prior Years	Bonds	State	Federal	Gas Tax	Other	26-27 Total	Future	Projected Total Cost
CRUISE TERMINALS AA AND AAA	98,608	7,000	0	0	0	0	7,000	70,115	175,723
FUEL FACILITY ACQUISITION	0	64,000	0	0	0	150,000	214,000	0	214,000
GANTRY CRANES	1,432	1,120	0	0	0	0	1,120	116,448	119,000
INFRASTRUCTURE IMPROVEMENTS - CRUISE CAMPUS	453,500	29,500	0	0	0	0	29,500	138,000	621,000
INLAND PORT DEVELOPMENT - CONTINUATION OF PHASE 1	4,947	1,250	0	2,500	0	0	3,750	0	8,697
INSPECTION AND FUMIGATION FACILITIES	4,507	20,368	0	30,311	0	0	50,679	1,365	56,551
ROADWAY IMPROVEMENTS - TRANSPORTATION MASTER PLAN	2,489	7,032	0	0	0	0	7,032	93,310	102,831
Department Total	**776,298**	**302,931**	**10,000**	**32,811**	**0**	**150,000**	**495,742**	**586,256**	**1,858,296**
STRATEGIC PROCUREMENT									
DISTRICT 01 - PRESERVATION OF AFFORDABLE HOUSING AND EXPANSION OF HOME OWNERSHIP	10,057	135	0	0	0	0	135	400	10,592
DISTRICT 02 - PRESERVATION OF AFFORDABLE HOUSING AND EXPANSION OF HOME OWNERSHIP	10,496	96	0	0	0	0	96	0	10,592
DISTRICT 03 PRESERVATION OF AFFORDABLE HOUSING AND EXPANSION OF HOME OWNERSHIP	10,583	9	0	0	0	0	9	0	10,592
DISTRICT 04 - PRESERVATION OF AFFORDABLE HOUSING AND EXPANSION OF HOME OWNERSHIP	10,589	3	0	0	0	0	3	0	10,592
DISTRICT 07 PRESERVATION OF AFFORDABLE HOUSING AND EXPANSION OF HOME OWNERSHIP	10,581	11	0	0	0	0	11	0	10,592
DISTRICT 09 - PRESERVATION OF AFFORDABLE HOUSING AND EXPANSION OF HOME OWNERSHIP	8,986	249	0	0	0	0	249	1,357	10,592
DISTRICT 10 - PRESERVATION OF AFFORDABLE HOUSING AND EXPANSION OF HOME OWNERSHIP	4,691	1,701	0	0	0	0	1,701	4,200	10,592
PARCEL B	1,000	0	0	0	0	1,000	1,000	0	2,000
Department Total	**66,983**	**2,204**	**0**	**0**	**0**	**1,000**	**3,204**	**5,957**	**76,144**
Strategic Priorities Total	**3,234,591**	**1,108,987**	**40,717**	**84,913**	**0**	**321,904**	**1,556,521**	**11,336,396**	**16,127,508**
Fiscal Responsibility and Efficiency									
COMMUNICATIONS, INFORMATION AND TECHNOLOGY									
CUSTOMER RELATIONSHIP MANAGEMENT MODERNIZATION- ADD-ON COMPONENTS	550	1,550	0	0	0	0	1,550	0	2,100
PARKING VERIFICATION SYSTEM - MODERNIZATION	2,313	1,972	0	0	0	0	1,972	1,985	6,270
TRAFFIC INFORMATION SYSTEM - MODERNIZATION	4,284	2,618	0	0	0	0	2,618	5,857	12,759
Department Total	**7,147**	**6,140**	**0**	**0**	**0**	**0**	**6,140**	**7,842**	**21,129**
PEOPLE AND INTERNAL OPERATIONS									
PIOD - SOLAR INSTALLATIONS	2,000	0	0	0	0	1,785	1,785	0	3,785
WEST DADE GOVERNMENT CENTER	186,845	34,592	0	0	0	2,250	36,842	32,438	256,125
Department Total	**188,845**	**34,592**	**0**	**0**	**0**	**4,035**	**38,627**	**32,438**	**259,910**
NON-DEPARTMENTAL									
BASEBALL - CAPITAL RESERVE FUND (PER AGREEMENT)	0	0	0	0	0	750	750	0	750
DEBT SERVICE - 311 ANSWER CENTER (CAPITAL ASSET ACQUISITION SERIES 2016B)	0	0	0	0	0	157	157	0	157
DEBT SERVICE - ANIMAL SHELTER (CAPITAL ASSET ACQUISITION SERIES 2016A)	0	0	0	0	0	806	806	0	806
DEBT SERVICE - BALLPARK STADIUM PROJECT (CAPITAL ASSET ACQUISITION SERIES 2020D)	0	0	0	0	0	2,515	2,515	0	2,515
DEBT SERVICE - BIKE PATH LUDLAM TRAIL (CAPITAL ASSET ACQUISITION SERIES 2020C)	0	0	0	0	0	153	153	0	153
DEBT SERVICE - COAST GUARD PROPERTY (CAPITAL ASSET ACQUISITION SERIES 2020)	0	0	0	0	0	1,906	1,906	0	1,906
DEBT SERVICE - COMPUTER AIDED DISPATCH (CAD) (CAPITAL ASSET ACQUISITION SERIES 2020C)	0	0	0	0	0	845	845	0	845

APPENDIX I: 2026-27 CAPITAL BUDGET

(dollars in thousands)

		2026-27							
	Prior Years	Bonds	State	Federal	Gas Tax	Other	26-27 Total	Future	Projected Total Cost
DEBT SERVICE - COMPUTER AIDED DISPATCH (CAD) (CAPITAL ASSET ACQUISITION SERIES 2023A)	0	0	0	0	0	465	465	0	465
DEBT SERVICE - COMPUTER AIDED DISPATCH (CAD) (CAPITAL ASSET ACQUISITION SERIES 2024)	0	0	0	0	0	437	437	0	437
DEBT SERVICE - COMPUTER AIDED DISPATCH (CAD) (CAPITAL ASSET ACQUISITION SERIES 2024A)	0	0	0	0	0	10	10	0	10
DEBT SERVICE - CORRECTIONS - DETENTION FACILITY (REPLACEMENT)(NEW DEBT 2026)	0	0	0	0	0	6,799	6,799	0	6,799
DEBT SERVICE - CORRECTIONS - FIRE SYSTEMS PHASE 4 (CAPITAL ASSET ACQUISITION SERIES 2016B)	0	0	0	0	0	712	712	0	712
DEBT SERVICE - CORRECTIONS - RADIO REPLACEMENT (NEW DEBT 2026)	0	0	0	0	0	1,360	1,360	0	1,360
DEBT SERVICE - COUNTYWIDE INFRASTRUCTURE INVESTMENT PROGRAM (CIIP)	0	0	0	0	0	26,358	26,358	0	26,358
DEBT SERVICE - COURT CASE MANAGEMENT SYSTEM (FORMALLY KNOWN AS CJIS) (CAPITAL ASSET ACQUISITION SERIES 2022A)	0	0	0	0	0	225	225	0	225
DEBT SERVICE - COURT CASE MANAGEMENT SYSTEM (FORMALLY KNOWN AS CJIS) (CAPITAL ASSET ACQUISITION SERIES 2024A)	0	0	0	0	0	17	17	0	17
DEBT SERVICE - COURT CASE MANAGEMENT SYSTEM (FORMALLY KNOWN AS CJIS) (NEW DEBT 2026)	0	0	0	0	0	98	98	0	98
DEBT SERVICE - CRIMINAL JUSTICE INFORMATION SYSTEM (CJIS) (CAPITAL ASSET ACQUISITION SERIES 2020C)	0	0	0	0	0	793	793	0	793
DEBT SERVICE - CUSTOMER SERVICE RELATIONSHIP MANAGEMENT MODERINZATION	0	0	0	0	0	127	127	0	127
DEBT SERVICE - CYBER SECURITY PHASE 1 (CAPITAL ASSET ACQUISITION SERIES 2021B)	0	0	0	0	0	13	13	0	13
DEBT SERVICE - CYBER SECURITY STRATEGIC EVALUATION PLAN (CAPITAL ASSET ACQUISITION SERIES 2020C)	0	0	0	0	0	149	149	0	149
DEBT SERVICE - CYBER SECURITY STRATEGIC EVALUATION PLAN (CAPITAL ASSET ACQUISITION SERIES 2022A)	0	0	0	0	0	307	307	0	307
DEBT SERVICE - CYBER SECURITY STRATEGIC EVALUATION PLAN (CAPITAL ASSET ACQUISITION SERIES 2023A)	0	0	0	0	0	198	198	0	198
DEBT SERVICE - CYBER SECURITY STRATEGIC EVALUATION PLAN (NEW DEBT 2026)	0	0	0	0	0	99	99	0	99
DEBT SERVICE - ENTERPRISE RESOURCE PLANNING (CAPITAL ASSET ACQUISITION SERIES 2020C)	0	0	0	0	0	1,933	1,933	0	1,933
DEBT SERVICE - ENTERPRISE RESOURCE PLANNING (CAPITAL ASSET ACQUISITION SERIES 2020D)	0	0	0	0	0	3,205	3,205	0	3,205
DEBT SERVICE - ENTERPRISE RESOURCE PLANNING (CAPITAL ASSET ACQUISITION SERIES 2022A)	0	0	0	0	0	1,980	1,980	0	1,980
DEBT SERVICE - ENTERPRISE RESOURCE PLANNING (ERP) OPTIMIZATION AND UPDATES	0	0	0	0	0	256	256	0	256
DEBT SERVICE - FIBER OTPICS (CAPITAL ASSET ACQUISITION SERIES 2022A)	0	0	0	0	0	146	146	0	146
DEBT SERVICE - FIBER OTPICS (CAPITAL ASSET ACQUISITION SERIES 2023A)	0	0	0	0	0	15	15	0	15
DEBT SERVICE - FIRE RECUSE - OCEAN RESCUE FACILITY (CAPITAL ASSET ACQUISITION SERIES 2022A)	0	0	0	0	0	150	150	0	150
DEBT SERVICE - FIRE RESCUE - FLEET SHOPS (CAPITAL ASSET ACQUISITION SERIES 2023A)	0	0	0	0	0	8	8	0	8
DEBT SERVICE - FIRE RESCUE - HELICOPTERS (CAPITAL ASSET ACQUISITION SERIES 2019A)	0	0	0	0	0	4,415	4,415	0	4,415
DEBT SERVICE - FIRE RESCUE - UHF RADIO SYSTEM (CAPITAL ASSET ACQUISITION SERIES 2022A)	0	0	0	0	0	861	861	0	861
DEBT SERVICE - FIRE RESCUE - UHF RADIO SYSTEM (CAPITAL ASSET ACQUISITION SERIES 2023A)	0	0	0	0	0	1,213	1,213	0	1,213
DEBT SERVICE - FIRE RESCUE - UHF RADIO SYSTEM (CAPITAL LEASE SERIES 2018)	0	0	0	0	0	1,996	1,996	0	1,996
DEBT SERVICE - INTEGRATED COMMAND AND COMMUNICATIONS CENTER	0	0	0	0	0	7,126	7,126	0	7,126
DEBT SERVICE - PARK IMPROVEMENTS (CAPITAL ASSET ACQUISITION SERIES 2016A)	0	0	0	0	0	304	304	0	304

APPENDIX I: 2026-27 CAPITAL BUDGET

(dollars in thousands)

		2026-27							
	Prior Years	Bonds	State	Federal	Gas Tax	Other	26-27 Total	Future	Projected Total Cost
DEBT SERVICE - PARKING VERIFICATION SYSTEM MODERNIZATION	0	0	0	0	0	153	153	0	153
DEBT SERVICE - PORTABLE CLASSROOMS FOR HEAD START/EARLY HEAD START PROGRAMS (CAPITAL ASSET ACQUISITION SERIES 2020D)	0	0	0	0	0	249	249	0	249
DEBT SERVICE - PROJECT CLOSEOUT COSTS (CAPITAL ASSET ACQUISITION SERIES 2019B)	0	0	0	0	0	412	412	0	412
DEBT SERVICE - PUBLIC HEALTH TRUST - EQUIPMENT (CAPITAL ASSET ACQUISITION SERIES 2017A)	0	0	0	0	0	3,312	3,312	0	3,312
DEBT SERVICE - PUBLIC HEALTH TRUST - INFRASTRUCTURE (CAPITAL ASSET ACQUISITION SERIES 2021B)	0	0	0	0	0	101	101	0	101
DEBT SERVICE - PUBLIC HOUSING IMPROVEMENTS (CAPITAL ASSET ACQUISITION SERIES 2016B)	0	0	0	0	0	861	861	0	861
DEBT SERVICE - PUBLIC HOUSING PROJECTS (CAPITAL ASSET ACQUISITION SERIES 2021B)	0	0	0	0	0	50	50	0	50
DEBT SERVICE - QUALITY NEIGHBORHOOD IMPROVEMENT PROGRAM (UMSA)(CAPITAL ASSET ACQUISITION SERIES 2021B)	0	0	0	0	0	1,150	1,150	0	1,150
DEBT SERVICE - QUALITY NEIGHBORHOOD IMPROVEMENT PROGRAM (UMSA)(CAPITAL ASSET ACQUISITION SERIES 2023A)	0	0	0	0	0	647	647	0	647
DEBT SERVICE - QUALITY NEIGHBORHOOD IMPROVEMENT PROGRAM 2017 (UMSA)(CAPITAL ASSET ACQUISITION SERIES 2018A)	0	0	0	0	0	831	831	0	831
DEBT SERVICE - QUALITY NEIGHBORHOOD IMPROVEMENT PROGRAM 2018 (UMSA)(CAPITAL ASSET ACQUISITION SERIES 2019A)	0	0	0	0	0	637	637	0	637
DEBT SERVICE - QUALITY NEIGHBORHOOD IMPROVEMENT PROGRAM 2024 (CAPITAL ASSET ACQUISITION SERIES 2024)	0	0	0	0	0	603	603	0	603
DEBT SERVICE - TRAFFIC INFORMATION SYSTEM MODERNIZATION	0	0	0	0	0	274	274	0	274
DEBT SERVICE - WEST DADE GOVERNMENT CENTER	0	0	0	0	0	11,801	11,801	0	11,801
Department Total	**0**	**0**	**0**	**0**	**0**	**89,988**	**89,988**	**0**	**89,988**
STRATEGIC PROCUREMENT									
E-BUILDER - BIDDING AND SOURCING MODULE	0	945	0	0	0	0	945	395	1,340
Department Total	**0**	**945**	**0**	**0**	**0**	**0**	**945**	**395**	**1,340**
TRANSPORTATION AND PUBLIC WORKS									
TRANSIT TECHNOLOGY - NEW FARE COLLECTION SYSTEM	9,428	29,796	0	5,000	0	0	34,796	34,458	78,682
Department Total	**9,428**	**29,796**	**0**	**5,000**	**0**	**0**	**34,796**	**34,458**	**78,682**
WATER AND SEWER									
WASTEWATER - EQUIPMENT	49,542	0	0	0	0	15,150	15,150	54,000	118,692
WATER - EQUIPMENT	33,556	0	0	0	0	10,709	10,709	48,000	92,265
Department Total	**83,098**	**0**	**0**	**0**	**0**	**25,859**	**25,859**	**102,000**	**210,957**
INTERNAL COMPLIANCE									
ENTERPRISE RESOURCE PLANNING - OPTIMIZATION AND UPDATES	30,813	20,301	0	0	0	0	20,301	25,666	76,780
SALES FORCE CREDIT AND COLLECTIONS SYSTEM	0	2,000	0	0	0	0	2,000	0	2,000
Department Total	**30,813**	**22,301**	**0**	**0**	**0**	**0**	**22,301**	**25,666**	**78,780**
Strategic Priorities Total	**319,331**	**93,774**	**0**	**5,000**	**0**	**119,882**	**218,656**	**202,799**	**740,786**
Healthy and Safe Communities									
ANIMAL SERVICES									
ANIMAL SERVICES FACILITY (NEW)	7,177	2,000	0	0	0	6,000	8,000	20,004	35,181
Department Total	**7,177**	**2,000**	**0**	**0**	**0**	**6,000**	**8,000**	**20,004**	**35,181**
COMMUNITY SERVICES									
INFRASTRUCTURE IMPROVEMENTS - NEW DIRECTIONS - RESIDENTIAL REHABILITATIVE SERVICES	7,351	4,994	0	0	0	0	4,994	11,006	23,351
WYNWOOD REGIONAL NEIGHBORHOOD SERVICE CENTER	2,246	600	0	0	0	0	600	0	2,846
Department Total	**9,597**	**5,594**	**0**	**0**	**0**	**0**	**5,594**	**11,006**	**26,197**

Return to Table of Contents

APPENDIX I: 2026-27 CAPITAL BUDGET

(dollars in thousands)

		2026-27							
	Prior Years	Bonds	State	Federal	Gas Tax	Other	26-27 Total	Future	Projected Total Cost
CORRECTIONS AND REHABILITATION									
DETENTION FACILITY - REPLACEMENT (NEW FACILITY)	129,436	79,550	0	0	0	0	79,550	382,386	591,372
INFORMATION TECHNOLOGY - JAIL MANAGEMENT SYSTEM	0	1,000	0	0	0	4,000	5,000	5,000	10,000
ROUNDS TRACKER	0	1,613	0	0	0	0	1,613	0	1,613
VIDEO COURTROOM SYSTEMS - RETROFIT	840	10	0	0	0	0	10	0	850
Department Total	**130,276**	**82,173**	**0**	**0**	**0**	**4,000**	**86,173**	**387,386**	**603,835**
CULTURAL AFFAIRS									
COCONUT GROVE PLAYHOUSE	15,501	23,222	0	0	0	760	23,982	19,517	59,000
MARSHALL L. DAVIS, SR. AFRICAN HERITAGE CULTURAL ARTS CENTER - REPLACEMENT FACILITY (PHASE I - PLANNING AND DESIGN ONLY)	150	3,000	0	0	0	25	3,025	1,925	5,100
NORTH DADE CULTURAL ARTS CENTER	3,483	6,761	0	0	0	0	6,761	5,239	15,483
VIRGINIA KEY BEACH PARK MUSEUM	1,000	11,000	0	0	0	0	11,000	8,500	20,500
Department Total	**20,134**	**43,983**	**0**	**0**	**0**	**785**	**44,768**	**35,181**	**100,083**
FIRE RESCUE									
FIRE RESCUE - STATION 05 - GOULDS (REPLACEMENT FACILITY)	0	2,237	0	0	0	0	2,237	14,393	16,630
FIRE RESCUE - STATION 18 - NORTH MIAMI CENTRAL (REPLACEMENT OF TEMPORARY FACILITY)	5,429	0	0	0	0	4,963	4,963	12,081	22,473
FIRE RESCUE - STATION 21 - HAULOVER BEACH (REPLACEMENT FACILITY)	899	505	0	0	0	0	505	23,736	25,140
FIRE RESCUE - STATION 27 - NORTH BAY VILLAGE (REPLACEMENT OF TEMPORARY FACILITY)	2,000	0	0	0	0	4,425	4,425	1,000	7,425
FIRE RESCUE - STATION 41 - WESTWOOD LAKE (REPLACEMENT OF TEMPORARY FACILITY)	1,237	0	0	0	0	180	180	14,173	15,590
FIRE RESCUE - STATION 63 - HIGHLAND OAKS (REPLACEMENT FACILITY)	0	0	0	0	0	1,448	1,448	10,577	12,025
FIRE RESCUE - STATION 72 - FLORIDA CITY (NEW SERVICE)	679	631	0	0	0	3,250	3,881	13,973	18,533
FIRE RESCUE - STATION 73 - MARINE SERVICES	1,124	0	0	0	0	1,024	1,024	0	2,148
FIRE RESCUE - STATION 77 - HOMESTEAD AIR FORCE BASE (NEW SERVICE)	0	739	0	0	0	0	739	12,593	13,332
FIRE RESCUE - STATION 83 - EAST MEDLEY (NEW STATION)	88	0	0	0	0	7,719	7,719	2,301	10,108
FIRE RESCUE - STATION 87 - DORAL CENTRAL (NEW SERVICE)	2,398	0	0	0	0	6,859	6,859	948	10,205
FIRE RESCUE - TRAINING FACILITY	0	0	0	0	0	750	750	750	1,500
FIRE RESCUE - WIND RETROFIT - FIRE STATIONS	2,206	0	0	2,734	0	244	2,978	1,259	6,443
Department Total	**16,060**	**4,112**	**0**	**2,734**	**0**	**30,862**	**37,708**	**107,784**	**161,552**
HOMELESS TRUST									
KROME FACILITY - PURCHASE/RENOVATE	8,402	1,000	0	0	0	6,388	7,388	0	15,790
MIA CASA SENIOR HOUSING - PERMANENT	1,732	0	0	0	0	500	500	2,053	4,285
Department Total	**10,134**	**1,000**	**0**	**0**	**0**	**6,888**	**7,888**	**2,053**	**20,075**
COMMUNICATIONS, INFORMATION AND TECHNOLOGY									
COURT CASE MANAGEMENT SYSTEM (CCMS)	28,514	13,544	0	0	0	0	13,544	14,450	56,508
Department Total	**28,514**	**13,544**	**0**	**0**	**0**	**0**	**13,544**	**14,450**	**56,508**
PEOPLE AND INTERNAL OPERATIONS									
INTEGRATED COMMAND AND COMMUNICATIONS CENTER (LIGHTSPEED)	143,934	128,408	0	0	0	0	128,408	110,212	382,554
MULTI-PURPOSE FACILITY AT MIAMI ARTS STUDIO 6-12 AT ZELDA GLAZER	9,007	993	0	0	0	0	993	0	10,000
Department Total	**152,941**	**129,401**	**0**	**0**	**0**	**0**	**129,401**	**110,212**	**392,554**
JUDICIAL ADMINISTRATION									
MENTAL HEALTH CENTER	49,860	4,540	0	0	0	0	4,540	0	54,400
STATE ATTORNEY - RADIO REPLACEMENT	0	600	0	0	0	0	600	0	600
Department Total	**49,860**	**5,140**	**0**	**0**	**0**	**0**	**5,140**	**0**	**55,000**
LIBRARY DEPARTMENT									

APPENDIX I: 2026-27 CAPITAL BUDGET

(dollars in thousands)

		2026-27							
	Prior Years	Bonds	State	Federal	Gas Tax	Other	26-27 Total	Future	Projected Total Cost
ALLAPATTAH BRANCH LIBRARY (REPLACEMENT BRANCH)	1,000	0	0	0	0	3,965	3,965	0	4,965
CHUCK PEZOLDT LIBRARY AND COMMUNITY CENTER (NEW BRANCH)	5,144	0	0	0	0	375	375	0	5,519
DORAL BRANCH LIBRARY (REPLACEMENT BRANCH)	18,554	0	0	0	0	1,071	1,071	0	19,625
FLORIDA CITY BRANCH LIBRARY (NEW BRANCH)	0	0	0	0	0	749	749	0	749
KEY BISCAYNE BRANCH LIBRARY (REPLACEMENT BRANCH)	8,993	0	250	0	0	7,667	7,917	8,410	25,320
LITTLE RIVER BRANCH LIBRARY (REPLACEMENT BRANCH)	2,032	581	0	0	0	0	581	0	2,613
MISCELLANEOUS LIBRARY CAPITAL PROJECTS	2,792	0	0	0	0	7,360	7,360	0	10,152
NORTH SHORE BRANCH LIBRARY (NEW BRANCH)	0	0	0	0	0	0	0	585	585
Department Total	**38,515**	**581**	**250**	**0**	**0**	**21,187**	**22,018**	**8,995**	**69,528**
MEDICAL EXAMINER									
LABORATORY INFORMATION MANAGEMENT SYSTEM (LIMS)	731	0	0	0	0	1,269	1,269	0	2,000
LIQUID CHROMATOGRAPH MASS SPECTROMETER (LCMS)	395	0	0	0	0	5	5	0	400
MISCELLANEOUS EQUIPMENT - MEDICAL EXAMINER	120	0	0	0	0	381	381	120	621
Department Total	**1,246**	**0**	**0**	**0**	**0**	**1,655**	**1,655**	**120**	**3,021**
NON-DEPARTMENTAL									
BEACHVIEW PARK (FORMERLY THE SABRINA COHEN ADAPTIVE RECREATION CENTER)	0	0	0	0	0	577	577	0	577
COMMODORE BIKE TRAIL	1,186	592	0	0	0	0	592	0	1,778
DEBT SERVICE - SCOTT CARVER/HOPE VI (CAPITAL ASSET ACQUISITION SERIES 2020D)	0	0	0	0	0	847	847	0	847
HEALTH CARE FUND	36,275	625	0	0	0	0	625	0	36,900
JACKSON HEALTH SYSTEM SMART ROOMS	0	5,000	0	0	0	0	5,000	0	5,000
MIAMI NEW DRAMA GARAGE IMPROVEMENTS	50	200	0	0	0	0	200	0	250
PARK AND RECREATIONAL FACILITIES - CITY OF NORTH MIAMI	5,000	0	0	0	0	0	0	0	5,000
PARK AND RECREATIONAL FACILITIES - CITY OF NORTH MIAMI BEACH	50	700	0	0	0	0	700	0	750
PUERTO RICAN COMMUNITY CENTER	506	506	0	0	0	0	506	0	1,012
REPAIRS, RENOVATIONS AND VARIOUS MISCELLANEOUS PROJECTS	2,656	1,277	0	0	0	12,548	13,825	0	16,481
THE WOW CENTER	312	833	0	0	0	0	833	700	1,845
Department Total	**46,035**	**9,733**	**0**	**0**	**0**	**13,972**	**23,705**	**700**	**70,440**
PARKS, RECREATION AND OPEN SPACES									
ARCOLA LAKES PARK	5,979	21	0	0	0	0	21	0	6,000
BLACK POINT PARK - ADA ACCESSIBILITY IMPROVEMENTS	174	24	0	0	0	0	24	0	198
CHUCK PEZOLDT PARK AND COMMUNITY CENTER	15,486	1,445	0	0	0	0	1,445	0	16,931
GREENWAYS AND TRAILS - COMMISSION DISTRICT 8	2,179	40	0	0	0	0	40	0	2,219
GREENWAYS AND TRAILS - COMMISSION DISTRICT 9	2,566	750	0	0	0	0	750	6,652	9,968
HOMESTEAD AIR RESERVE PARK	2,932	450	0	0	0	0	450	11,715	15,097
LOCAL PARK DEVELOPMENT - PARK BENEFIT DISTRICT (PBD) NO. 1	32,271	0	0	0	0	9,133	9,133	4,375	45,779
LOCAL PARK DEVELOPMENT - PARK BENEFIT DISTRICT (PBD) NO. 2	33,305	0	0	0	0	8,740	8,740	0	42,045
LOCAL PARK DEVELOPMENT - PARK BENEFIT DISTRICT (PBD) NO. 3	36,124	0	0	0	0	15,130	15,130	8,006	59,260
LUDLAM TRAIL - BIKE PATH	19,153	0	4,515	0	0	2,849	7,364	39,830	66,347
MARINA CAPITAL PLAN	26,201	0	667	0	0	782	1,449	5,981	33,631
MARVA BANNERMAN PARK	1,178	2,578	0	0	0	0	2,578	6,327	10,083
MEDSOUTH PARK (PINE FOREST PARK)	55	270	0	0	0	0	270	0	325
MISCELLANEOUS RECREATIONAL PROJECTS	300	50	0	0	0	504	554	300	1,154
NARANJA PARK - COMMUNITY CENTER EXPANSION AND PARK IMPROVEMENTS	299	450	0	0	0	0	450	14,251	15,000
NORTH TRAIL PARK	8,666	55	0	0	0	0	55	0	8,721
PARK FACILITIES SYSTEMWIDE - INFRASTRUCTURE IMPROVEMENTS	9,618	4,130	0	0	0	0	4,130	18,907	32,655

APPENDIX I: 2026-27 CAPITAL BUDGET

(dollars in thousands)

		2026-27							
	Prior Years	Bonds	State	Federal	Gas Tax	Other	26-27 Total	Future	Projected Total Cost
REDLAND FRUIT AND SPICE PARK	2,991	260	0	0	0	0	260	0	3,251
SOUTHRIDGE PARK	17,814	131	0	0	0	0	131	0	17,945
TAMIAMI PARK	5,697	2,303	0	0	0	0	2,303	0	8,000
TROPICAL PARK	1,756	8,201	0	0	0	0	8,201	89,616	99,573
WILD LIME PARK	1,656	600	0	0	0	0	600	91	2,347
ZOO MIAMI - ANIMAL HOSPITAL	14,041	7,679	400	0	0	2,600	10,679	2,248	26,968
Department Total	**240,441**	**29,437**	**5,582**	**0**	**0**	**39,738**	**74,757**	**208,299**	**523,497**
TRANSPORTATION AND PUBLIC WORKS									
BASCULE BRIDGE (NW 22 AVE) OVER THE MIAMI RIVER - RENOVATION	0	1,000	0	0	0	0	1,000	0	1,000
BIKE PATHS - COMMISSION DISTRICT 10	0	329	0	0	0	0	329	0	329
Department Total	**0**	**1,329**	**0**	**0**	**0**	**0**	**1,329**	**0**	**1,329**
Strategic Priorities Total	**750,930**	**328,027**	**5,832**	**2,734**	**0**	**125,087**	**461,680**	**906,190**	**2,118,800**
Investment in Infrastructure									
ANIMAL SERVICES									
INFRASTRUCTURE IMPROVEMENTS - ANIMAL SERVICES FACILITIES SYSTEMWIDE	678	587	0	0	0	0	587	0	1,265
Department Total	**678**	**587**	**0**	**0**	**0**	**0**	**587**	**0**	**1,265**
COMMUNITY SERVICES									
INFRASTRUCTURE IMPROVEMENTS - COMMUNITY SERVICES FACILITIES SYSTEMWIDE	5,729	1,754	0	0	0	0	1,754	0	7,483
INFRASTRUCTURE IMPROVEMENTS - KENDALL COTTAGES COMPLEX REFURBISHMENT	2,721	679	0	0	0	0	679	600	4,000
Department Total	**8,450**	**2,433**	**0**	**0**	**0**	**0**	**2,433**	**600**	**11,483**
CORRECTIONS AND REHABILITATION									
INFRASTRUCTURE IMPROVEMENTS - TURNER GUILFORD KNIGHT CORRECTIONAL FACILITY	19,224	4,429	0	0	0	0	4,429	500	24,153
INFORMATION TECHNOLOGY - COMMUNICATIONS INFRASTRUCTURE EXPANSION	2,350	1,200	0	0	0	0	1,200	0	3,550
INFRASTRUCTURE IMPROVEMENTS - METRO WEST DETENTION CENTER - ELEVATOR REFURBISHMENT	1,422	78	0	0	0	0	78	0	1,500
INFRASTRUCTURE IMPROVEMENTS - METROWEST DETENTION CENTER	5,524	1,685	0	0	0	0	1,685	0	7,209
INFRASTRUCTURE IMPROVEMENTS - PRE-TRIAL DETENTION CENTER	3,528	2,540	0	0	0	0	2,540	0	6,068
INFRASTRUCTURE IMPROVEMENTS - BOOT CAMP AND TRAINING AND TREAMENT CENTER	578	300	0	0	0	0	300	0	878
INFRASTRUCTURE IMPROVEMENTS - CORRECTIONAL FACILITIES SYSTEMWIDE	5,023	1,546	0	0	0	0	1,546	3,649	10,218
Department Total	**37,649**	**11,778**	**0**	**0**	**0**	**0**	**11,778**	**4,149**	**53,576**
CULTURAL AFFAIRS									
ADRIENNE ARSHT CENTER FOR THE PERFORMING ARTS OF MIAMI-DADE COUNTY	11,411	1,180	0	0	0	0	1,180	0	12,591
CUBAN MUSEUM	9,000	1,000	0	0	0	0	1,000	0	10,000
DENNIS C. MOSS CULTURAL ARTS CENTER (FORMALLY KNOWN AS THE SOUTH MIAM-DADE CULTURAL ARTS CENTER)	5,710	2,126	0	0	0	0	2,126	2,097	9,933
JOSEPH CALEB AUDITORIUM	9,043	10,100	0	0	0	0	10,100	3,722	22,865
MARSHALL L. DAVIS, SR. AFRICAN HERITAGE CULTURAL ARTS CENTER - 30-40 YEAR RECERTIFICATION	309	22	0	0	0	0	22	0	331
MIAMI-DADE COUNTY AUDITORIUM	23,343	31,979	500	0	0	144	32,623	42,135	98,101
MUSEUM OF MIAMI	212	200	0	0	0	0	200	0	412
VIZCAYA MUSEUM AND GARDENS	29,660	9,020	0	0	0	0	9,020	0	38,680
WESTCHESTER COMMUNITY ARTS CENTER (ADDITIONAL IMPROVEMENTS)	150	901	0	0	0	0	901	0	1,051

APPENDIX I: 2026-27 CAPITAL BUDGET

(dollars in thousands)

		2026-27							
	Prior Years	Bonds	State	Federal	Gas Tax	Other	26-27 Total	Future	Projected Total Cost
WOLFSONIAN FLORIDA INTERNATIONAL UNIVERSITY (FIU)	0	5,000	0	0	0	0	5,000	5,000	10,000
Department Total	**88,838**	**61,528**	**500**	**0**	**0**	**144**	**62,172**	**52,954**	**203,964**
ENVIRONMENTAL RESOURCES MANAGEMENT									
AIR MONITORING UNITS - NEW, REPLACEMENT AND RELOCATION	0	0	496	110	0	0	606	0	606
Department Total	**0**	**0**	**496**	**110**	**0**	**0**	**606**	**0**	**606**
FIRE RESCUE									
FIRE RESCUE - HEADQUARTERS BUILDING INFRASTRUCTURE REPAIRS	3,046	0	0	0	0	4,456	4,456	641	8,143
FIRE RESCUE - INFRASTRUCTURE IMPROVEMENTS	90	0	0	0	0	384	384	5,572	6,046
FIRE RESCUE - RADIO COVERAGE AND EQUIPMENT (2022)	30,287	3,492	0	0	0	0	3,492	16,221	50,000
FIRE RESCUE - STATION 06 - MODELLO (REPLACEMENT FACILITY)	0	4,386	0	0	0	0	4,386	13,038	17,424
FIRE RESCUE - STATION 09 - KENDALL (REPLACEMENT FACILITY)	0	10,210	0	0	0	0	10,210	5,711	15,921
FIRE RESCUE - STATION 34 - CUTLER RIDGE (INFRASTRUCTURE IMPROVEMENTS)	0	0	0	0	0	1,055	1,055	704	1,759
FIRE RESCUE - STATION 37 - WEST BIRD (INFRASTRUCTURE IMPROVEMENTS)	0	0	0	0	0	1,655	1,655	687	2,342
FIRE RESCUE - STATION 53 - TURNPIKE (INFRASTRUCTURE IMPROVEMENTS)	0	0	0	0	0	1,076	1,076	1,384	2,460
FIRE RESCUE - STATION ALARM SYSTEM UPGRADES	0	0	406	0	0	0	406	0	406
FIRE RESCUE - URBAN SEARCH AND RESCUE COMPLEX BUILDING RESTORATION	1,480	0	0	0	0	1,314	1,314	868	3,662
Department Total	**34,903**	**18,088**	**406**	**0**	**0**	**9,940**	**28,434**	**44,826**	**108,163**
HOMELESS TRUST									
CHAPMAN PARTNERSHIP NORTH - FACILITY IMPROVEMENTS	1,859	0	0	0	0	1,025	1,025	3,772	6,656
CHAPMAN PARTNERSHIP SOUTH - FACILITY RENOVATION	3,650	0	0	0	0	1,005	1,005	2,836	7,491
HOMELESS FACILITIES	21,633	0	475	717	0	8,612	9,804	0	31,437
MOTHER SETON	0	0	0	0	0	1,065	1,065	1,472	2,537
SAFE SPACE FACILITIES - RENOVATIONS	290	0	0	0	0	25	25	75	390
ST MICHAEL RESIDENCE	0	0	0	0	0	212	212	85	297
VERDE GARDENS - FACILITY RENOVATIONS	2,281	0	0	0	0	1,391	1,391	2,928	6,600
Department Total	**29,713**	**0**	**475**	**717**	**0**	**13,335**	**14,527**	**11,168**	**55,408**
COMMUNICATIONS, INFORMATION AND TECHNOLOGY									
800 MHZ PUBLIC SAFETY RADIO SITES - DEPLOYMENT	1,357	0	0	0	0	600	600	1,714	3,671
AV EQUIPMENT AND INFRASTRUCTURE UPGRADE	4,246	455	0	0	0	0	455	0	4,701
CITRIX INFRASTRUCTURE - VIRTUAL DESKTOP AND THIN CLIENTS	2,858	0	0	0	0	423	423	2,369	5,650
CLOUD INFRASTRUCTURE	30,258	0	0	0	0	4,405	4,405	16,170	50,833
EDGE NETWORK	31,251	0	0	0	0	4,538	4,538	20,118	55,907
FIBER OPTIC - INFRASTRUCTURE EXPANSION	1,215	1,485	0	0	0	0	1,485	0	2,700
INFRASTRUCTURE IMPROVEMENTS – CITD FACILITY	1,267	6,615	0	0	0	0	6,615	0	7,882
VOICE OVER INTERNET PROTOCOL (VOIP)	7,896	0	0	0	0	1,026	1,026	5,365	14,287
Department Total	**80,348**	**8,555**	**0**	**0**	**0**	**10,992**	**19,547**	**45,736**	**145,631**
PEOPLE AND INTERNAL OPERATIONS									
CAROL GLASSMAN DONALDSON CENTER	286	431	0	0	0	0	431	50	767
ELEVATOR MODERNIZATION - COUNTYWIDE	850	2,840	0	0	0	0	2,840	5,655	9,345
FLEET INFRASTRUCTURE IMPROVEMENT AND FACILITY RECERTIFICATION	0	0	0	0	0	1,615	1,615	2,185	3,800
INFRASTRUCTURE IMPROVEMENTS - AMERICANS WITH DISABILITIES ACT BARRIER REMOVAL PROJECTS	3,274	763	0	0	0	0	763	0	4,037
INFRASTRUCTURE IMPROVEMENTS - PIOD FACILITIES SYSTEMWIDE	107,771	115,503	0	0	0	200	115,703	115,241	338,715
INFRASTRUCTURE IMPROVEMENTS - PRINT SHOP	228	657	0	0	0	232	889	111	1,228
MAIN LIBRARY - RESILIENCY UPGRADES	1,439	81	0	0	0	0	81	0	1,520

APPENDIX I: 2026-27 CAPITAL BUDGET

(dollars in thousands)

		2026-27							
	Prior Years	Bonds	State	Federal	Gas Tax	Other	26-27 Total	Future	Projected Total Cost
MUSEUM OF MIAMI - INFRASTRUCTURE IMPROVEMENTS	1,284	1,889	0	0	0	0	1,889	665	3,838
PARKING EQUIPMENT	1,044	2,868	0	0	0	0	2,868	0	3,912
Department Total	**116,176**	**125,032**	**0**	**0**	**0**	**2,047**	**127,079**	**123,907**	**367,162**
JUDICIAL ADMINISTRATION									
ADDITIONAL COURTROOMS AND ADMINISTRATION FACILITIES	41,468	5,250	0	0	0	0	5,250	0	46,718
COURT FACILITIES REPAIRS AND RENOVATIONS	0	0	0	0	0	500	500	0	500
INFRASTRUCTURE IMPROVEMENTS - CHILDREN'S COURTHOUSE	1,121	809	0	0	0	0	809	0	1,930
INFRASTRUCTURE IMPROVEMENTS - COURT FACILITIES SYSTEMWIDE	33,936	1,054	0	0	0	0	1,054	129	35,119
RICHARD E. GERSTEIN JUSTICE BUILDING - INFRASTRUCTURE IMPROVEMENTS	9,452	12,602	0	0	0	0	12,602	10,840	32,894
Department Total	**85,977**	**19,715**	**0**	**0**	**0**	**500**	**20,215**	**10,969**	**117,161**
LIBRARY DEPARTMENT									
COCONUT GROVE BRANCH LIBRARY	1,864	0	0	399	0	2,157	2,556	429	4,849
CONCORD BRANCH LIBRARY	0	0	0	0	0	30	30	241	271
CORAL GABLES BRANCH LIBRARY	9,575	0	0	0	0	100	100	0	9,675
FAIRLAWN BRANCH LIBRARY	0	0	0	0	0	25	25	300	325
MAIN LIBRARY BRANCH	6,316	0	623	0	0	107	730	0	7,046
MIAMI BEACH REGIONAL LIBRARY	802	0	0	2,236	0	1,898	4,134	0	4,936
MIAMI LAKES BRANCH LIBRARY	2,655	0	0	0	0	8,250	8,250	0	10,905
MIAMI SPRINGS BRANCH LIBRARY	50	0	0	279	0	36	315	0	365
MODEL CITY BRANCH LIBRARY	0	0	0	0	0	225	225	0	225
NORTH DADE REGIONAL LIBRARY	0	0	0	0	0	1,100	1,100	0	1,100
PALM SPRINGS NORTH BRANCH LIBRARY	90	0	0	0	0	10	10	0	100
PALMETTO BAY BRANCH LIBRARY	0	0	0	0	0	280	280	0	280
SOUTH DADE REGIONAL LIBRARY	7,736	0	500	0	0	5,236	5,736	0	13,472
SOUTH MIAMI BRANCH LIBRARY	413	0	0	86	0	3	89	100	602
SOUTH SHORE BRANCH LIBRARY	0	0	0	0	0	623	623	0	623
WEST KENDALL REGIONAL LIBRARY	50	0	0	0	0	450	450	0	500
WESTCHESTER REGIONAL LIBRARY	4,570	0	0	977	0	224	1,201	0	5,771
Department Total	**34,121**	**0**	**1,123**	**3,977**	**0**	**20,754**	**25,854**	**1,070**	**61,045**
MEDICAL EXAMINER									
AUDIO VISUAL SYSTEM	6	0	0	0	0	1,499	1,499	0	1,505
INFRASTUCTURE UPGRADES - MEDICAL EXAMINER	2,180	2,426	0	0	0	0	2,426	466	5,072
Department Total	**2,186**	**2,426**	**0**	**0**	**0**	**1,499**	**3,925**	**466**	**6,577**
NON-DEPARTMENTAL									
COMPUTER-AIDED DISPATCH (CAD) AND INTERGRATED SYSTEMS	6,779	1,410	0	0	0	0	1,410	0	8,189
FLAGLER STREET RECONSTRUCTION	6,000	0	0	0	0	2,170	2,170	2,000	10,170
HIALEAH COURTHOUSE ANNUAL EQUIPMENT AND MAINTENANCE	0	0	0	0	0	500	500	0	500
HISTORIC HAMPTON HOUSE	44	300	0	0	0	0	300	0	344
HISTORIC PRESERVATION CAPITAL FUND	9,693	607	0	0	0	0	607	0	10,300
INFRASTRUCTURE IMPROVEMENTS - MISCELLANEOUS COUNTYWIDE FACILITIES	5,827	4	0	0	0	0	4	0	5,831
NEIGHBORHOOD AND LOCAL ROADWAY IMPROVEMENTS	3,506	0	0	0	0	10,223	10,223	0	13,729
NEIGHBORHOOD INFRASTRUCTURE IMPROVEMENTS - DISTRICT 03	250	3,679	0	0	0	0	3,679	100	4,029
PARK AND RECREATIONAL FACILITIES - VILLAGE OF BAL HARBOUR	1,600	2,000	0	0	0	0	2,000	3,900	7,500
PARKS AND FACILITY IMPROVEMENTS - CITY OF MIAMI	221	240	0	0	0	0	240	0	461
ROADWAY IMPROVEMENTS	3,227	0	0	0	0	10,296	10,296	0	13,523

APPENDIX I: 2026-27 CAPITAL BUDGET

(dollars in thousands)

		2026-27							
	Prior Years	Bonds	State	Federal	Gas Tax	Other	26-27 Total	Future	Projected Total Cost
Department Total	**37,147**	**8,240**	**0**	**0**	**0**	**23,189**	**31,429**	**6,000**	**74,576**
PARKS, RECREATION AND OPEN SPACES									
40 YEAR RE-CERTIFICATION PROGRAM (SYSTEMWIDE)	200	0	0	0	0	300	300	0	500
A.D. BARNES PARK	2,470	1,060	0	0	0	0	1,060	470	4,000
AMELIA EARHART PARK	5,101	2,166	0	0	0	0	2,166	12,503	19,770
BEACH MAINTENANCE FACILITY - INFRASTRUCTURE IMPROVEMENTS	23	45	0	0	0	0	45	432	500
BIKE PATH - IMPROVEMENTS ALONG SFWMD CANALS	466	70	0	0	0	0	70	0	536
BROTHERS TO THE RESCUE PARK	2,157	449	0	0	0	51	500	0	2,657
CAMP MATECUMBE	3,607	1,804	0	0	0	0	1,804	589	6,000
CHAPMAN FIELD PARK	6,911	0	0	0	0	88	88	0	6,999
CHARLES DEERING ESTATE	8,084	150	0	0	0	0	150	0	8,234
COMMUNITY DEVELOPMENT BLOCK GRANT (CDBG) PARK CAPITAL IMPROVEMENTS	1,663	0	0	508	0	0	508	110	2,281
COUNTRY CLUB OF MIAMI - GOLF COURSE	5,398	9,810	0	0	0	0	9,810	4,167	19,375
CRANDON PARK	15,574	5,219	858	0	0	555	6,632	8,116	30,322
EDEN LAKES PARK	1,499	1	0	0	0	0	1	0	1,500
FACILITIES SYSTEMWIDE - INFRASTRUCTURE IMPROVEMENTS	103,113	11,792	0	0	0	0	11,792	8,947	123,852
GOLF COURSES - SYSTEMWIDE IMPROVEMENTS	7,540	213	0	0	0	0	213	0	7,753
GREYNOLDS PARK	7,500	763	0	0	0	0	763	0	8,263
HAULOVER PARK	22,752	1,813	317	0	0	800	2,930	2,896	28,578
HOMESTEAD BAYFRONT PARK	6,543	933	0	0	0	0	933	0	7,476
IVES ESTATES DISTRICT PARK	3,764	1,595	0	0	0	0	1,595	6,991	12,350
JEFFERSON REAVES SR. PARK	106	94	0	0	0	0	94	0	200
KENDALL INDIAN HAMMOCKS PARK	6,690	10	0	0	0	0	10	0	6,700
LOCAL PARKS - COMMISSION DISTRICT 13	2,723	60	0	0	0	0	60	0	2,783
LOCAL/ADA PARK PROGRAM	5,957	131	0	0	0	0	131	2,130	8,218
MATHESON HAMMOCK PARK	6,609	9,740	430	0	0	0	10,170	2,972	19,751
MATHESON HAMMOCK PARK - SEAWALL REPAIR	587	2,725	0	1,042	0	0	3,767	887	5,241
PLAYGROUND REPLACEMENT PROGRAM	15,454	2,926	0	0	0	0	2,926	158	18,538
REGIONAL/ADA PARK PROGRAM	5,902	1,161	0	0	0	0	1,161	0	7,063
SNAPPER CREEK TRAIL - BIKE PATH IMPROVEMENTS	86	150	200	0	0	0	350	1,328	1,764
TREE ISLANDS PARK	4,949	51	0	0	0	0	51	0	5,000
ZOO MIAMI - INFRASTRUCTURE IMPROVEMENTS	20,562	11,788	0	0	0	5,005	16,793	23,864	61,219
Department Total	**273,990**	**66,719**	**1,805**	**1,550**	**0**	**6,799**	**76,873**	**76,560**	**427,423**
HOUSING AND COMMUNITY DEVELOPMENT									
ARCHITECTURAL AND INSPECTION SERVICES (CAPITAL FUND PROGRAMS (CFP))	12,450	0	0	1,164	0	0	1,164	1,300	14,914
HOUSING FACILITIES UPGRADES AND IMPROVEMENTS	25	2,000	0	0	0	0	2,000	975	3,000
NON-DWELLING STRUCTURAL IMPROVEMENTS (CAPITAL FUND PROGRAM (CFP))	303	0	0	50	0	0	50	75	428
RIVERWALK SEAWALL	2,310	450	0	0	0	0	450	1,240	4,000
SITE IMPROVEMENTS AND DWELLING STRUCTURES (CAPITAL FUND PROGRAMS (CFP))	59,315	0	0	4,800	0	0	4,800	7,242	71,357
Department Total	**74,403**	**2,450**	**0**	**6,014**	**0**	**0**	**8,464**	**10,832**	**93,699**
SEAPORT									
BULKHEAD REHABILITATION - BAYS 148-155 & 165-177	14,922	104	0	251	0	0	355	14,429	29,706
CONSTRUCTION SUPERVISION	45,238	9,840	0	0	0	0	9,840	51,685	106,763
CRUISE TERMINAL J - SEAWALL	8,653	8,085	0	0	0	0	8,085	0	16,738

APPENDIX I: 2026-27 CAPITAL BUDGET

(dollars in thousands)

		2026-27							
	Prior Years	Bonds	State	Federal	Gas Tax	Other	26-27 Total	Future	Projected Total Cost
INFRASTRUCTURE IMPROVEMENTS - CONTAINER YARD (SEABOARD)	3,444	1,301	0	428	0	0	1,729	49,827	55,000
INFRASTRUCTURE IMPROVEMENTS - PASSENGER BOARDING BRIDGES	17,642	281	8,400	0	0	0	8,681	44,209	70,532
INFRASTRUCTURE IMPROVEMENTS - PORT WIDE	93,143	14,644	356	0	0	0	15,000	209,557	317,700
INFRASTRUCTURE IMPROVEMENTS - SOUTH BULKHEAD REHABILITATION	6,090	7,752	0	0	0	0	7,752	15,158	29,000
INFRASTRUCTURE IMPROVEMENTS - SOUTH FLORIDA CONTAINER TERMINAL	78,978	20,936	0	86	0	0	21,022	0	100,000
NORTH BULKHEAD - REHABILITATION AND REPLACEMENT	28,881	96,516	1,500	27,744	0	0	125,760	632,643	787,284
PORT ADMINISTRATION FACILITY	590	4,603	0	0	0	0	4,603	121,989	127,182
PORT WIDE SECURITY ENHANCEMENTS	4,054	0	0	0	0	0	0	7,002	11,056
Department Total	**301,635**	**164,062**	**10,256**	**28,509**	**0**	**0**	**202,827**	**1,146,499**	**1,650,961**
SOLID WASTE MANAGEMENT									
COLLECTION FACILITY INFRASTRUCTURE IMPROVEMENTS (FUTURE PROJECTS)	0	0	0	0	0	0	0	27,062	27,062
COLLECTION FACILITY INFRASTRUCTURE IMPROVEMENTS - 3A COLLECTION FACILITY	389	0	0	0	0	10	10	1,405	1,804
COLLECTION FACILITY INFRASTRUCTURE IMPROVEMENTS - 3A TRUCK WASH UPGRADE	0	0	0	0	0	600	600	0	600
COLLECTION FACILITY INFRASTRUCTURE IMPROVEMENTS - 3B COLLECTION FACILITY	475	0	0	0	0	151	151	2,685	3,311
COLLECTION FACILITY INFRASTRUCTURE IMPROVEMENTS - 3B TRUCK WASH UPGRADE	833	0	0	0	0	10	10	0	843
COLLECTION FACILITY INFRASTRUCTURE IMPROVEMENTS - 58 STREET COLLECTION FACILITY	1,355	0	0	0	0	481	481	1,663	3,499
COLLECTION FACILITY INFRASTRUCTURE IMPROVEMENTS - 58 STREET TRUCK WASH UPGRADE	0	0	0	0	0	0	0	600	600
COLLECTION FACILITY INFRASTRUCTURE IMPROVEMENTS - CHAPMAN FIELD TRASH AND RECYCLING CENTER	0	0	0	0	0	0	0	666	666
COLLECTION FACILITY INFRASTRUCTURE IMPROVEMENTS - EUREKA DRIVE TRASH AND RECYCLING CENTER	97	0	0	0	0	2	2	1,069	1,168
COLLECTION FACILITY INFRASTRUCTURE IMPROVEMENTS - GOLDEN GLADES TRASH AND RECYCLING CENTER	0	0	0	0	0	0	0	1,183	1,183
COLLECTION FACILITY INFRASTRUCTURE IMPROVEMENTS - MOODY DRIVE TRASH AND RECYCLING CENTER	0	0	0	0	0	200	200	2,560	2,760
COLLECTION FACILITY INFRASTRUCTURE IMPROVEMENTS - NORTH DADE TRASH AND RECYCLING CENTER	100	0	0	0	0	575	575	300	975
COLLECTION FACILITY INFRASTRUCTURE IMPROVEMENTS - NORWOOD TRASH AND RECYCLING CENTER	0	0	0	0	0	0	0	821	821
COLLECTION FACILITY INFRASTRUCTURE IMPROVEMENTS - PALM SPRINGS NORTH TRASH AND RECYCLING CENTER	0	0	0	0	0	0	0	1,029	1,029
COLLECTION FACILITY INFRASTRUCTURE IMPROVEMENTS - RICHMOND HEIGHTS TRASH AND RECYCLING CENTER	0	0	0	0	0	0	0	802	802
COLLECTION FACILITY INFRASTRUCTURE IMPROVEMENTS - SNAPPER CREEK TRASH AND RECYCLING CENTER	225	0	0	0	0	5	5	216	446
COLLECTION FACILITY INFRASTRUCTURE IMPROVEMENTS - SOUTH MIAMI HEIGHTS TRASH AND RECYCLING CENTER	0	0	0	0	0	0	0	1,099	1,099
COLLECTION FACILITY INFRASTRUCTURE IMPROVEMENTS - SUNSET KENDALL TRASH AND RECYCLING CENTER	0	0	0	0	0	0	0	1,355	1,355
COLLECTION FACILITY INFRASTRUCTURE IMPROVEMENTS - WEST LITTLE RIVER TRASH AND RECYCLING CENTER	107	0	0	0	0	2	2	1,736	1,845
COLLECTION FACILITY INFRASTRUCTURE IMPROVEMENTS - WEST PERRINE TRASH AND RECYCLING CENTER	92	0	0	0	0	2	2	1,849	1,943
DISPOSAL FACILITY IMPROVEMENTS (FUTURE PROJECTS) - NORTH DADE LANDFILL (INFRASTRUCTURE IMPROVEMENTS)	0	0	0	0	0	0	0	8,997	8,997
DISPOSAL FACILITY INFRASTRUCTURE IMPROVEMENTS (FUTURE PROJECTS) - CENTRAL TRANSFER STATION	0	0	0	0	0	0	0	15,439	15,439

APPENDIX I: 2026-27 CAPITAL BUDGET

(dollars in thousands)

		2026-27							
	Prior Years	Bonds	State	Federal	Gas Tax	Other	26-27 Total	Future	Projected Total Cost
DISPOSAL FACILITY INFRASTRUCTURE IMPROVEMENTS (FUTURE PROJECTS) - GENERATORS	0	0	0	0	0	0	0	1,891	1,891
DISPOSAL FACILITY INFRASTRUCTURE IMPROVEMENTS (FUTURE PROJECTS) - NORTH DADE LANDFILL (SCALE HOUSE)	0	0	0	0	0	0	0	516	516
DISPOSAL FACILITY INFRASTRUCTURE IMPROVEMENTS (FUTURE PROJECTS) - NORTHEAST TRANSFER STATION	0	0	0	0	0	0	0	13,661	13,661
DISPOSAL FACILITY INFRASTRUCTURE IMPROVEMENTS (FUTURE PROJECTS) - NORTHEAST TRASFER STATION (EQUIPMENT - PHASE 2)	0	0	0	0	0	0	0	3,968	3,968
DISPOSAL FACILITY INFRASTRUCTURE IMPROVEMENTS (FUTURE PROJECTS) - NORTHEAST TRASFER STATION (EQUIPMENT - PHASE I)	0	0	0	0	0	0	0	5,690	5,690
DISPOSAL FACILITY INFRASTRUCTURE IMPROVEMENTS (FUTURE PROJECTS) - SOUTH DADE LANDFILL	0	0	0	0	0	0	0	4,820	4,820
DISPOSAL FACILITY INFRASTRUCTURE IMPROVEMENTS (FUTURE PROJECTS) - SOUTH DADE LANDFILL	0	0	0	0	0	0	0	1,828	1,828
DISPOSAL FACILITY INFRASTRUCTURE IMPROVEMENTS (FUTURE PROJECTS) - SOUTH DADE LANDFILL (SCALEHOUSE)	0	0	0	0	0	0	0	540	540
DISPOSAL FACILITY INFRASTRUCTURE IMPROVEMENTS (FUTURE PROJECTS) - WEST TRANSER STATION	0	0	0	0	0	0	0	2,455	2,455
DISPOSAL FACILITY INFRASTRUCTURE IMPROVEMENTS (FUTURE PROJECTS) - WEST TRANSFER STATION (BUILDING UPGRADE)	0	0	0	0	0	0	0	8,759	8,759
DISPOSAL FACILITY INFRASTRUCTURE IMPROVEMENTS (FUTURE PROJECTS) - WEST TRANSFER STATION (EQUIPMENT)	0	0	0	0	0	0	0	2,962	2,962
DISPOSAL FACILITY INFRASTRUCTURE IMPROVEMENTS (FUTURE PROJECTS): CENTRAL TRANSFER STATION (EQUIPMENT)	0	0	0	0	0	0	0	8,430	8,430
DISPOSAL FACILITY INFRASTRUCTURE IMPROVEMENTS - 58 STREET LOCATION	0	0	0	0	0	0	0	185	185
DISPOSAL FACILITY INFRASTRUCTURE IMPROVEMENTS - CENTRAL TRANSFER STATION (BUILDING UPGRADE)	2,743	0	0	0	0	1,690	1,690	110	4,543
DISPOSAL FACILITY INFRASTRUCTURE IMPROVEMENTS - CENTRAL TRANSFER STATION (EQUIPMENT)	0	0	0	0	0	0	0	375	375
DISPOSAL FACILITY INFRASTRUCTURE IMPROVEMENTS - CENTRAL TRANSFER STATION (TIP FLOOR)	0	0	0	0	0	0	0	1,528	1,528
DISPOSAL FACILITY INFRASTRUCTURE IMPROVEMENTS - CENTRAL TRANSFER STATION GROUNDS	604	0	0	0	0	5	5	0	609
DISPOSAL FACILITY INFRASTRUCTURE IMPROVEMENTS - FUTURE HOME CHEMICAL CENTER IMPROVEMENTS	0	0	0	0	0	0	0	1,904	1,904
DISPOSAL FACILITY INFRASTRUCTURE IMPROVEMENTS - GENERATORS	290	0	0	0	0	60	60	0	350
DISPOSAL FACILITY INFRASTRUCTURE IMPROVEMENTS - NORTH DADE LANDFILL - LANDFILL INFRASTRUCTURE IMPROVEMENTS	100	0	0	0	0	1,125	1,125	0	1,225
DISPOSAL FACILITY INFRASTRUCTURE IMPROVEMENTS - NORTH DADE LANDFILL GROUNDS	141	0	0	0	0	1,455	1,455	20	1,616
DISPOSAL FACILITY INFRASTRUCTURE IMPROVEMENTS - NORTHEAST TRANSFER STATION (BUILDING UPGRADE)	264	0	0	0	0	900	900	20	1,184
DISPOSAL FACILITY INFRASTRUCTURE IMPROVEMENTS - NORTHEAST TRANSFER STATION (EQUIPMENT)	158	0	0	0	0	50	50	725	933
DISPOSAL FACILITY INFRASTRUCTURE IMPROVEMENTS - NORTHEAST TRANSFER STATION GROUNDS	3,818	0	0	0	0	1,200	1,200	1,110	6,128
DISPOSAL FACILITY INFRASTRUCTURE IMPROVEMENTS - NORTHEAST TRANSFER STATION TIPPING FLOOR	0	0	0	0	0	0	0	4,621	4,621
DISPOSAL FACILITY INFRASTRUCTURE IMPROVEMENTS - SOUTH DADE LANDFILL (LANDFILL IMPROVEMENTS)	2,266	0	100	0	0	1,600	1,700	0	3,966
DISPOSAL FACILITY INFRASTRUCTURE IMPROVEMENTS - SOUTH DADE LANDFILL (TIP FLOOR)	1,692	0	0	0	0	220	220	0	1,912
DISPOSAL FACILITY INFRASTRUCTURE IMPROVEMENTS - SOUTH DADE LANDFILL BUILDINGS AND GROUNDS	2,075	0	0	0	0	596	596	801	3,472
DISPOSAL FACILITY INFRASTRUCTURE IMPROVEMENTS - SOUTH DADE LANDFILL SCALEHOUSE	613	0	0	0	0	0	0	750	1,363

APPENDIX I: 2026-27 CAPITAL BUDGET

(dollars in thousands)

		2026-27							
	Prior Years	Bonds	State	Federal	Gas Tax	Other	26-27 Total	Future	Projected Total Cost
DISPOSAL FACILITY INFRASTRUCTURE IMPROVEMENTS - WEST TRANSFER STATION (BUILDING UPGRADE)	3,293	0	0	0	0	2,300	2,300	1,441	7,034
DISPOSAL FACILITY INFRASTRUCTURE IMPROVEMENTS - WEST TRANSFER STATION (EQUIPMENT)	728	0	0	0	0	10	10	570	1,308
DISPOSAL FACILITY INFRASTRUCTURE IMPROVEMENTS - WEST TRANSFER STATION GROUNDS	0	0	0	0	0	0	0	750	750
ENVIRONMENTAL IMPROVEMENTS (FUTURE PROJECTS) - SOUTH DADE LANDFILL (SBR SYSTEM)	0	0	0	0	0	0	0	1,807	1,807
Department Total	**22,458**	**0**	**100**	**0**	**0**	**13,249**	**13,349**	**144,773**	**180,580**
STRATEGIC PROCUREMENT									
ACQUIRE OR CONSTRUCT MULTI-PURPOSE FACILITIES - DISTRICT 9	800	50	0	0	0	0	50	0	850
Department Total	**800**	**50**	**0**	**0**	**0**	**0**	**50**	**0**	**850**
TRANSPORTATION AND PUBLIC WORKS									
BRIDGE - REHABILITATION/INFRASTRUCTURE IMPROVEMENTS (COUNTYWIDE)	50,176	0	0	0	749	22,031	22,780	142,247	215,203
BUS - BUS FACILITIES	54,051	43,993	0	0	0	0	43,993	41,256	139,300
BUS - ENHANCEMENTS	15,144	1,851	0	1,200	0	13	3,064	9,213	27,421
BUS - RELATED PROJECTS	239,200	5,258	0	0	0	0	5,258	15,537	259,995
INFRASTRUCTURE RENEWAL PLAN (IRP)	20,728	24,951	0	0	0	0	24,951	167,092	212,771
MASS TRANSIT - FEDERALLY FUNDED PROJECTS	120,137	393	0	257,330	0	0	257,723	664,298	1,042,158
METROMOVER - IMPROVEMENT PROJECTS	155,171	46,785	0	5,897	0	0	52,682	162,839	370,692
METRORAIL - LEHMAN YARD (MISCELLAEOUS IMPROVEMENTS)	25,382	1,564	0	0	0	0	1,564	11,212	38,158
METRORAIL - STATIONS AND SYSTEMS IMPROVEMENTS	34,587	38,081	709	151	0	0	38,941	144,790	218,318
METRORAIL - THIRD RAIL ISOLATION DISCONNECT SWITCHES	1,155	7,700	0	0	0	0	7,700	10,645	19,500
METRORAIL - TRACK AND GUIDEWAY PROJECTS	86,657	17,736	0	0	0	0	17,736	32,993	137,386
METRORAIL AND METROMOVER PROJECTS	11,882	2,127	0	0	0	499	2,626	992	15,500
RICKENBACKER CAUSEWAY - BRIDGE MAINTENANCE PROGRAM	6,787	0	0	0	0	2,509	2,509	232	9,528
RICKENBACKER CAUSEWAY - ENTRYWAY GANTRY	550	0	0	0	0	570	570	3,680	4,800
RICKENBACKER CAUSEWAY - HOBIE NORTH SIDE BARRIER	15,120	0	0	0	0	10	10	944	16,074
RICKENBACKER CAUSEWAY - INFRASTRUCTURE IMPROVEMENTS	4,102	0	0	0	0	10,408	10,408	40,276	54,786
ROAD, BRIDGES AND CANAL - MISCELLANEOUS COUNTYWIDE IMPROVEMENTS	60,598	0	300	0	6,233	15,712	22,245	172,219	255,062
ROADWAY IMPROVEMENTS - ADVANCED TRAFFIC MANAGEMENT SYSTEM (ATMS) (PHASE 3)	85,655	350	0	0	0	80,550	80,900	230,782	397,337
ROADWAY IMPROVEMENTS - ARTERIAL ROADS (COUNTYWIDE)	71,877	1	200	0	0	23,623	23,824	93,938	189,639
ROADWAY IMPROVEMENTS - RESURFACING (COUNTYWIDE)	18,990	0	740	0	0	9,012	9,752	19,152	47,894
ROADWAY IMPROVEMENTS - WIDENING (COUNTYWIDE)	146,236	2,154	0	0	0	32,590	34,744	230,103	411,083
SAFETY IMRPOVEMENTS - SIGNAGE AND COMMUNICATION PROJECTS	3,709	5,477	0	5,592	0	0	11,069	12,207	26,985
STRATEGIC MIAMI AREA RAPID TRANSIT PLAN (SMART) - EAST-WEST CORRIDOR	14,151	0	0	3,400	0	0	3,400	100	17,651
STRATEGIC MIAMI AREA RAPID TRANSIT PLAN (SMART) - NORTH CORRIDOR	27,136	9,000	0	0	0	0	9,000	4,163,864	4,200,000
STRATEGIC MIAMI AREA RAPID TRANSIT PLAN (SMART) - NORTHEAST CORRIDOR	85,834	0	0	147,631	0	41,178	188,809	652,677	927,320
TRAFFIC CONTROL DEVICES - SIGNALIZATION COUNTYWIDE	64,883	0	200	0	7,343	8,860	16,403	69,900	151,186
TRANSIT CORRIDOR - BEACH BAYLINK (TRUNKLINE)	29,331	0	0	0	0	233	233	1	29,565
TRANSIT CORRIDOR - SOUTH CORRIDOR (BUS RAPID TRANSIT (BRT) - MASTARM IMPROVEMENTS)	62,926	50	0	0	0	522	572	19,900	83,398
TRANSIT CORRIDOR - SOUTH DADE TRANSITWAY	320,464	1,193	0	113	0	0	1,306	456	322,226
TRANSIT TECHNOLOGY - SPECIAL EQUIPMENT	0	8,000	0	0	0	0	8,000	23,000	31,000
VENETIAN CAUSEWAY - BRIDGE REPLACEMENT MATCHING FUNDS	12,665	0	17,500	0	0	15,444	32,944	180,944	226,553
VENETIAN CAUSEWAY - INFRASTRUCTURE IMPROVEMENTS	500	0	0	0	0	1,000	1,000	4,000	5,500

APPENDIX I: 2026-27 CAPITAL BUDGET

(dollars in thousands)

		2026-27							
	Prior Years	Bonds	State	Federal	Gas Tax	Other	26-27 Total	Future	Projected Total Cost
Department Total	**1,845,784**	**216,664**	**19,649**	**421,314**	**14,325**	**264,764**	**936,716**	**7,321,489**	**10,103,989**
WATER AND SEWER									
CENTRAL DISTRICT FORCEMAIN NETWORK - INFRASTRUCTURE IMPROVEMENTS	22,838	8,975	2,300	0	0	0	11,275	70,087	104,200
CENTRAL DISTRICT WASTEWATER TREATMENT PLANT PROJECTS	59,355	37,972	0	0	0	7,689	45,661	541,048	646,064
CENTRAL REGION WATER TRANSMISSION MAINS - INFRASTRUCTURE IMPROVEMENTS	7,791	7,400	0	0	0	0	7,400	3,520	18,711
COMMERCIAL AND INDUSTRIAL CORRIDORS - EXTENSION OF SEWER SYSTEM (CONNECT TO PROTECT)	70,632	4,477	6,000	0	0	0	10,477	32,391	113,500
LIFT STATIONS - INFRASTRUCTURE IMPROVEMENTS	4,821	0	0	0	0	150	150	2,100	7,071
NORTH DISTRICT FORCEMAIN NETWORK - INFRASTRUCTURE IMPROVEMENTS	111,218	55,420	0	0	0	0	55,420	73,758	240,396
NORTH REGION WATER TRANSMISSION MAINS - INFRASTRUCTURE IMPROVEMENTS	43,915	25,837	0	0	0	0	25,837	59,865	129,617
SANITARY SEWER SYSTEM ENHANCEMENTS	18,450	0	0	0	0	928	928	8,400	27,778
SANITARY SEWER SYSTEM IMPROVEMENTS	100	0	0	0	0	100	100	1,200	1,400
SMALL DIAMETER WATER MAINS REPLACEMENT	81,231	29,892	0	0	0	5,107	34,999	323,162	439,392
SOUTH DISTRICT FORCEMAIN NETWORK - INFRASTRUCTURE IMPROVEMENTS	17,031	15,027	0	0	0	0	15,027	47,942	80,000
SOUTH REGION WATER TRANSMISSION MAINS - INFRASTRUCTURE IMPROVEMENTS	1,875	2,125	0	0	0	0	2,125	25,147	29,147
WASTEWATER - MAINTENANCE AND UPGRADES	97,835	0	0	0	0	35,850	35,850	141,600	275,285
WASTEWATER - PIPES AND INFRASTRUCTURE PROJECTS	9,659	0	0	0	0	5,000	5,000	24,452	39,111
WASTEWATER FACILITIES - INFRASTRUCTURE IMPROVEMENTS	8,548	16,200	0	0	0	0	16,200	208,002	232,750
WASTEWATER TREATMENT PLANT - SOUTH DISTRICT UPGRADES	80,604	26,288	0	0	0	0	26,288	41,133	148,025
WASTEWATER TREATMENT PLANTS - REPLACE AND RENOVATE	62,265	0	0	0	0	1,263	1,263	99,300	162,828
WASTEWATER - INFRASTRUCTURE IMPROVEMENTS	10,190	1,785	6,500	0	0	0	8,285	9,025	27,500
WATER - DISTRIBUTION SYSTEM ENHANCEMENTS	87,219	5,500	0	0	0	16,745	22,245	168,833	278,297
WATER - MAIN ENHANCEMENTS	150	0	0	0	0	150	150	950	1,250
WATER - PIPES AND INFRASTRUCTURE PROJECTS	59,988	3,076	0	0	0	3,500	6,576	18,426	84,990
WATER - SYSTEM MAINTENANCE AND UPGRADES	48,074	0	0	0	0	20,385	20,385	91,300	159,759
WATER - TELEMETERING IMPROVEMENTS	2,796	0	0	0	0	0	0	3,000	5,796
WATER FACILITIES MAINTENACE, UPGRADES AND STROM/CONNECTIVITY IMPROVEMENTS	2,598	5,051	0	0	0	0	5,051	104,925	112,574
WATER SYSTEM FIRE HYDRANT PROGRAM	3,545	0	0	0	0	2,000	2,000	10,000	15,545
WATER TREATMENT PLANT - REPLACEMENT AND RENOVATIONS	39,839	0	0	0	0	14,363	14,363	48,000	102,202
Department Total	**952,567**	**245,025**	**14,800**	**0**	**0**	**113,230**	**373,055**	**2,157,566**	**3,483,188**
Strategic Priorities Total	**4,027,823**	**953,352**	**49,610**	**462,191**	**14,325**	**480,442**	**1,959,920**	**11,159,564**	**17,147,307**
Risk Reduction and Resilience									
ENVIRONMENTAL RESOURCES MANAGEMENT									
BEACH - EROSION MITIGATION AND RENOURISHMENT	336,432	0	50	0	0	1,830	1,880	21,572	359,884
BISCAYNE BAY - RESTORATION AND SHORELINE STABILIZATION	800	0	100	0	0	9,200	9,300	4,400	14,500
ENVIRONMENTALLY ENDANGERED LANDS PROGRAM	68,702	0	0	0	0	4,435	4,435	10,145	83,282
Department Total	**405,934**	**0**	**150**	**0**	**0**	**15,465**	**15,615**	**36,117**	**457,666**
COMMUNICATIONS, INFORMATION AND TECHNOLOGY									
CYBERSECURITY STRATEGIC EVOLUTION PLAN	14,084	4,190	0	0	0	0	4,190	9,361	27,635
Department Total	**14,084**	**4,190**	**0**	**0**	**0**	**0**	**4,190**	**9,361**	**27,635**
NON-DEPARTMENTAL									
AMERICANS WITH DISABILITIES ACT (ADA) REASONABLE ACCOMODATIONS	0	0	0	0	0	20	20	0	20

APPENDIX I: 2026-27 CAPITAL BUDGET

(dollars in thousands)

		2026-27							
	Prior Years	Bonds	State	Federal	Gas Tax	Other	26-27 Total	Future	Projected Total Cost
DRAINAGE AND STORM SYSTEM IMPROVEMENTS - CITY OF MIAMI	13,152	1,409	0	0	0	0	1,409	439	15,000
FLEET - REPLACEMENT VEHICLES AND SPECIAL EQUIPMENT	836,196	136,470	0	1,753	0	56,301	194,524	254,358	1,285,078
INFRASTRUCTURE IMPROVEMENTS - COMMISSION DISTRICT 01 (UMSA)	1,237	693	0	0	0	0	693	0	1,930
INFRASTRUCTURE IMPROVEMENTS - COMMISSION DISTRICT 03 (UMSA)	472	438	0	0	0	0	438	0	910
INFRASTRUCTURE IMPROVEMENTS - COMMISSION DISTRICT 04 (UMSA)	880	920	0	0	0	0	920	0	1,800
INFRASTRUCTURE IMPROVEMENTS - COMMISSION DISTRICT 06 (UMSA)	3,959	764	0	0	0	0	764	500	5,223
INFRASTRUCTURE IMPROVEMENTS - COMMISSION DISTRICT 07 (UMSA)	4,015	836	0	0	0	0	836	0	4,851
INFRASTRUCTURE IMPROVEMENTS - COMMISSION DISTRICT 08 (UMSA)	5,150	599	0	0	0	0	599	0	5,749
INFRASTRUCTURE IMPROVEMENTS - COMMISSION DISTRICT 09 (UMSA)	4,016	515	0	0	0	0	515	0	4,531
INFRASTRUCTURE IMPROVEMENTS - COMMISSION DISTRICT 10 (UMSA)	11,852	317	0	0	0	0	317	0	12,169
INFRASTRUCTURE IMPROVEMENTS - COMMISSION DISTRICT 11 (UMSA)	4,326	174	0	0	0	0	174	0	4,500
INFRASTRUCTURE IMPROVEMENTS - COMMISSION DISTRICT 12 (UMSA)	541	400	0	0	0	0	400	0	941
INFRASTRUCTURE IMPROVEMENTS - COMMISSION DISTRICT 13 (UMSA)	481	19	0	0	0	0	19	0	500
INFRASTRUCTURE IMPROVEMENTS - COUNTY MAINTAINED RIGHTS-OF-WAY	4,384	3,675	0	0	0	0	3,675	0	8,059
QUALITY NEIGHBORHOOD IMPROVEMENT PROGRAM (QNIP)	29,845	14,768	0	0	0	30	14,798	0	44,643
WATER, SEWER AND FLOOD CONTROL SYSTEMS - SOUTH MIAMI	1,777	0	0	0	0	0	0	0	1,777
Department Total	**922,283**	**161,997**	**0**	**1,753**	**0**	**56,351**	**220,101**	**255,297**	**1,397,681**
PARKS, RECREATION AND OPEN SPACES									
COASTAL PARKS, RESILIENCY, AND MARINAS PROGRAM - INFRASTRUCTURE IMPROVEMENTS	22,485	9,932	3,847	0	0	1,880	15,659	23,950	62,094
ENVIRONMENTAL REMEDIATION - BROTHERS TO THE RESCUE PARK	99	0	0	0	0	200	200	1,251	1,550
ENVIRONMENTAL REMEDIATION - CONTINENTAL PARK	5,066	0	0	0	0	27	27	0	5,093
ENVIRONMENTAL REMEDIATION - DEVON AIRE PARK	3,070	0	0	0	0	29	29	0	3,099
ENVIRONMENTAL REMEDIATION - MILLERS POND PARK	185	0	0	0	0	395	395	807	1,387
ENVIRONMENTAL REMEDIATION - MODELLO PARK	3,995	0	0	0	0	105	105	0	4,100
Department Total	**34,900**	**9,932**	**3,847**	**0**	**0**	**2,636**	**16,415**	**26,008**	**77,323**
SEAPORT									
INFRASTRUCTURE IMPROVEMENTS - WATER AND SEWER UPGRADES	9,706	2,455	545	0	0	0	3,000	50,168	62,874
SHORE POWER	96,342	8,502	107	3,000	0	0	11,609	69,244	177,195
Department Total	**106,048**	**10,957**	**652**	**3,000**	**0**	**0**	**14,609**	**119,412**	**240,069**
SOLID WASTE MANAGEMENT									
DISPOSAL FACILITY INFRASTRUCTURE IMPROVEMENTS - 58 STREET HOME CHEMICAL COLLECTION CENTER (NEW FACILITY)	1,830	0	0	0	0	3,336	3,336	0	5,166
DISPOSAL FACILITY INFRASTRUCTURE IMPROVEMENTS - RESOURCES RECOVERY FACILITY	0	0	0	0	0	15,000	15,000	3,000	18,000
ENVIRONMENTAL IMPROVEMENTS (FUTURE PROJECT) - REPLACE GROUND WATER WELL PUMPS (RESOURCES RECOVERY ASH LANDFILL)	0	0	0	0	0	0	0	144	144
ENVIRONMENTAL IMPROVEMENTS (FUTURE PROJECT) - SOUTH DADE LANDFILL (GAS COLLECTION AND CONTROL SYSTEM)	0	0	0	0	0	0	0	2,690	2,690
ENVIRONMENTAL IMPROVEMENTS (FUTURE PROJECTS) - NORTH DADE LANDFILL (GROUNDWATER AND MONITORING WELLS)	0	0	0	0	0	0	0	192	192
ENVIRONMENTAL IMPROVEMENTS - SOUTH DADE LANDFILL (GAS COLLECTION AND CONTROL SYSTEM)	200	0	0	0	0	600	600	100	900
ENVIRONMENTAL IMPROVEMENTS - SOUTH DADE LANDFILL (GROUNDWATER)	0	0	0	0	0	0	0	302	302
LANDFILL CONSTRUCTION, CLOSURE AND REMEDIATION (FUTURE PROJECTS)	0	0	0	0	0	300	300	30,600	30,900
LANDFILL CONSTRUCTION, CLOSURE AND REMEDIATION - MIAMI GARDENS	221	0	0	0	0	550	550	1,660	2,431
LANDFILL CONSTRUCTION, CLOSURE AND REMEDIATION - MUNISPORT LANDFILL	31,810	350	0	0	0	0	350	3,623	35,783

APPENDIX I: 2026-27 CAPITAL BUDGET

(dollars in thousands)

		2026-27							
	Prior Years	Bonds	State	Federal	Gas Tax	Other	26-27 Total	Future	Projected Total Cost
LANDFILL CONSTRUCTION, CLOSURE AND REMEDIATION - NORTH DADE LANDFILL	0	0	0	0	0	0	0	32,000	32,000
LANDFILL CONSTRUCTION, CLOSURE AND REMEDIATION - NORTH DADE LANDFILL EXPANSION	0	0	0	0	0	600	600	29,000	29,600
LANDFILL CONSTRUCTION, CLOSURE AND REMEDIATION - SOUTH DADE LANDFILL (CELL 4)	200	0	0	0	0	500	500	32,000	32,700
LANDFILL CONSTRUCTION, CLOSURE AND REMEDIATION - SOUTH DADE LANDFILL EXPANSION	429	0	0	0	0	5	5	40,000	40,434
LANDFILL CONSTRUCTION, CLOSURE AND REMEDIATION - VIRGINIA KEY LANDFILL	8,606	11,500	0	0	0	0	11,500	25,894	46,000
NEW TRANSFER STATION - CENTRAL (FUTURE PROJECT)	0	0	0	0	0	0	0	95,500	95,500
NEW TRANSFER STATION - NORTHEAST (FUTURE PROJECT)	0	0	0	0	0	0	0	142,880	142,880
NEW WASTE FACILITY COMPLEX - SOUTH DADE LANDFILL	3,690	3,650	0	0	0	0	3,650	96,060	103,400
NEW WASTE TO ENERGY COMPLEX (PLANNING AND DESIGN)	20,228	0	0	0	0	1,000	1,000	0	21,228
Department Total	**67,214**	**15,500**	**0**	**0**	**0**	**21,891**	**37,391**	**535,645**	**640,250**
TRANSPORTATION AND PUBLIC WORKS									
ASSET COLLECTION AND EVALUATION PROGRAM	5,255	0	0	0	0	1,310	1,310	4	6,569
BRIDGE - SW 87 AVE BRIDGE OVER CANAL C-100	7,209	0	0	0	0	908	908	0	8,117
BUS - COMPRESSED NATURAL GAS (CNG) FLEET (POWERTRAIN REPLACEMENT)	4,000	7,500	0	0	0	0	7,500	22,500	34,000
BUS - METROBUS TRANSPORTATION FACILITIES (EMERGENCY BACKUP GENERATORS)	300	50	0	0	0	0	50	2,090	2,440
BUS - NEW SOUTH DADE MAINTENANCE FACILITY	314,619	16,815	0	0	0	0	16,815	566	332,000
CANAL IMPROVEMENTS - COUNTYWIDE	35,787	0	0	0	0	3	3	0	35,790
DRAINAGE IMPROVEMENTS (BBC-GOB)	84,762	318	0	0	0	0	318	380	85,460
DRAINAGE IMPROVEMENTS - COUNTY MAINTAINED ROADS	54,537	0	0	0	0	31,205	31,205	26,275	112,017
DRAINAGE IMPROVEMENTS - COUNTYWIDE	10,090	0	4,189	0	0	10,412	14,601	813	25,504
INTERMODAL STATION - DADELAND SOUTH (IMPROVEMENTS)	79,937	13,373	0	0	0	0	13,373	1	93,311
INTERMODAL STATIONS - INFRASTRUCTURE IMPROVEMENTS (ACCESSIBILITY, MOBILITY, AND CONNECTIVITY)	0	0	0	0	0	195	195	1,805	2,000
METRORAIL - HEAVY RAIL TRUCK ASSEMBLIES	6,000	0	0	0	0	800	800	0	6,800
METRORAIL - TRACK AND GUIDEWAY WORK FACILITY BUILDING	1,196	3,156	0	0	0	0	3,156	13,344	17,696
METRORAIL - TRACK INSPECTION VEHICLE / TRAIN	1,000	7,000	0	0	0	0	7,000	3,000	11,000
METRORAIL - VEHICLE REPLACEMENT	382,735	6,240	0	0	0	0	6,240	11,846	400,821
PARK AND RIDE - NEW STATIONS	12,172	11,694	1,648	0	0	0	13,342	125,767	151,281
PARK AND RIDE - SOUTH DADE TRANSITWAY STATIONS (DROP-OFF AND PICK-UP AREAS)	1,740	77	0	0	0	0	77	9,209	11,026
PARK AND RIDE - SUNSHINE STATION (GOLDEN GLADES BIKE/PEDESTRIAN CONNECTOR)	10,146	0	216	0	0	4,538	4,754	22,645	37,545
PARK AND RIDE - TRANSITWAY AT SW 168TH STREET (STATION IMPROVEMENTS)	61,332	126	0	0	0	0	126	0	61,458
PEDESTRIAN AND BIKE PATH - COUNTYWIDE PROJECTS	6,127	0	500	0	0	1,987	2,487	10,234	18,848
PEDESTRIAN AND BIKE PATHS - SOUTH DADE TRAIL (ENHANCEMENTS)	9,139	1,208	1,166	0	0	355	2,729	40,525	52,393
PEDESTRIAN BRIDGE - OVER C-100 CANAL AT OLD CUTLER RD AND SW 173 ST	3,567	437	0	0	0	87	524	0	4,091
RICKENBACKER CAUSEWAY - BEAR CUT BRIDGE AND WEST BRIDGE (STUDY)	2,232	0	0	0	0	1,000	1,000	183,404	186,636
RICKENBACKER CAUSEWAY - BRIDGE SCOUR STUDY AND REPAIR	336	0	0	0	0	14	14	0	350
ROAD, BRIDGES AND CANAL - SOUTH DADE MAINTENANCE FACILITY	0	0	0	0	0	1,000	1,000	4,750	5,750
ROADWAY IMPROVEMENTS - INTERSECTIONS (COUNTYWIDE)	18,713	0	1,101	0	0	12,667	13,768	19,774	52,255
SAFETY IMPROVEMENTS - COUNTYWIDE	55,025	0	14,605	0	3,177	98	17,880	19,741	92,646

APPENDIX I: 2026-27 CAPITAL BUDGET

(dollars in thousands)

		2026-27							
	Prior Years	Bonds	State	Federal	Gas Tax	Other	26-27 Total	Future	Projected Total Cost
STRATEGIC MIAMI AREA RAPID TRANSIT PLAN (SMART) - AVENTURA STATION	76,600	0	0	0	0	4,100	4,100	0	80,700
STRATEGIC MIAMI AREA RAPID TRANSIT PLAN (SMART) - PHASE 1	2,877	998	0	2,310	0	257	3,565	53,441	59,883
THE UNDERLINE	118,590	0	0	0	0	222	222	0	118,812
VISION ZERO - PEDESTRIAN SAFETY	9,482	1,450	0	0	0	0	1,450	2,812	13,744
VISION ZERO - PUBLIC WORKS	1,438	0	0	0	207	1,829	2,036	16,723	20,197
Department Total	**1,376,943**	**70,442**	**23,425**	**2,310**	**3,384**	**72,987**	**172,548**	**591,649**	**2,141,140**
WATER AND SEWER									
CONSENT DECREE: SEWER PUMP STATION PROJECTS	27,693	826	0	0	0	0	826	477	28,996
CONSENT DECREE: WASTEWATER COLLECTION AND TRANSMISSION LINES PROJECTS	18,120	4,500	0	0	0	0	4,500	2,764	25,384
CONSENT DECREE: WASTEWATER TREATMENT PLANTS PROJECTS	656,681	48,240	0	0	0	0	48,240	389,036	1,093,957
NORTH DISTRICT - WASTEWATER TREATMENT PLANT PROJECTS	56,980	28,415	0	0	0	15,799	44,214	219,600	320,794
OCEAN OUTFALL LEGISLATION PROGRAM	292,223	65,370	0	0	0	42,999	108,369	972,841	1,373,433
PEAK FLOW MANAGEMENT - FLOW REDUCTION PROGRAM (FRP)	78,307	15,606	0	0	0	0	15,606	72,680	166,593
PUMP STATIONS - GENERATORS AND MISCELLANEOUS UPGRADES	8,217	15,665	0	0	0	0	15,665	19,208	43,090
PUMP STATIONS - REHABILITATION AND RESILIENCE PROGRAM (PSRRP)	115,189	45,409	0	0	0	19,500	64,909	368,581	548,679
SAFE DRINKING WATER ACT MODIFICATIONS	27,790	16,797	0	0	0	984	17,781	113,035	158,606
SCHENLEY PARK SEPTIC-TO-SEWER EXPANSION	1,222	1,371	0	0	0	0	1,371	52,407	55,000
SOUTH DISTRICT - WASTEWATER TREATMENT PLANT CAPACITY EXPANSION	503,531	0	0	0	0	36,879	36,879	2,458	542,868
SOUTH DISTRICT WASTEWATER TREATMENT PLANT PROJECTS	12,590	2,970	0	0	0	0	2,970	0	15,560
WASTEWATER - MASTER PLANNING AND PEAK FLOW MANAGEMENT	21,305	3,091	0	0	0	0	3,091	19,581	43,977
WASTEWATER - TELEMETERING IMPROVEMENTS	2,335	0	0	0	0	0	0	3,000	5,335
WASTEWATER TREATMENT PLANTS - MISCELLANEOUS UPGRADES	0	750	0	0	0	0	750	10,325	11,075
WATER RESET PROGRAM	38,967	34,625	0	0	0	0	34,625	248,514	322,106
WATER RESET PROGRAM - WATER TREATMENT PLANT - ALEXANDER ORR, JR. EXPANSION	82,689	39,977	0	0	0	0	39,977	196,916	319,582
WATER RESET PROGRAM - WATER TREATMENT PLANT - HIALEAH/PRESTON IMPROVEMENTS	56,919	40,981	0	0	0	0	40,981	159,052	256,952
Department Total	**2,000,758**	**364,593**	**0**	**0**	**0**	**116,161**	**480,754**	**2,850,475**	**5,331,987**
Strategic Priorities Total	**4,928,164**	**637,611**	**28,074**	**7,063**	**3,384**	**285,491**	**961,623**	**4,423,964**	**10,313,751**
Constitutional Offices									
COMMUNICATIONS, INFORMATION AND TECHNOLOGY									
PROPERTY APPRAISER - COMPUTER AIDED MASS APPRAISAL SYSTEM (CAMA) (REPLACEMENT)	10,205	2,148	0	0	0	0	2,148	515	12,868
SHERIFF'S OFFICE - CIVIL PROCESS AUTOMATION	1,586	0	0	0	0	100	100	0	1,686
SHERIFF'S OFFICE - CRIMINAL JUSTICE INFORMATION SYSTEMS (CJIS) NETWORK - SECURITY MANDATES	1,725	1,032	0	0	0	0	1,032	0	2,757
SHERIFF'S OFFICE - LABORATORY INFORMATION MANAGEMENT SYSTEM (LIMS) - RELATED SUBSYSTEMS	2,800	0	0	0	0	100	100	0	2,900
SHERIFF'S OFFICE - LAW ENFORCEMENT RECORDS MANAGEMENT SYSTEM (LERMS)	964	11,751	0	0	0	0	11,751	6,102	18,817
SHERIFF'S OFFICE - MUGSHOT SYSTEM (UPGRADE)	177	0	0	0	0	696	696	0	873
SHERIFF'S OFFICE - NEIGHBORHOOD SAFETY INITIATIVE (NSI)	5,430	0	0	0	0	2,077	2,077	0	7,507
SHERIFF'S OFFICE - RADIO REPLACEMENT	74,535	753	0	0	0	0	753	0	75,288
SUPERVISOR OF ELECTIONS - VOTE BY MAIL PROCESSING EQUIPMENT (REPLACEMENT)	0	4,000	0	0	0	0	4,000	0	4,000
Department Total	**97,422**	**19,684**	**0**	**0**	**0**	**2,973**	**22,657**	**6,617**	**126,696**
PEOPLE AND INTERNAL OPERATIONS									

APPENDIX I: 2026-27 CAPITAL BUDGET

(dollars in thousands)

		2026-27							
	Prior Years	Bonds	State	Federal	Gas Tax	Other	26-27 Total	Future	Projected Total Cost
CLERK OF COURTS AND COMPTROLLER - INFRASTRUCTURE IMPROVEMENTS REPAIRS AND RENOVATIONS	2,306	2,789	0	0	0	0	2,789	0	5,095
PROPERTY APPRAISER - SOUTH DADE GOVERNMENT CENTER (LIFE SAFETY)	800	800	0	0	0	0	800	0	1,600
PROPERTY APPRAISER - SPCC FLOOR RENOVATION	1,538	2,090	0	0	0	0	2,090	2,494	6,122
SHERIFF'S OFFFICE - FACILITY IMPROVEMENTS SYSTEMWIDE	13,386	4,394	0	0	0	0	4,394	1,780	19,560
SHERIFF'S OFFICE - DISTRICT STATION - EUREKA (NEW)(PLANNING AND DESIGN)	200	300	0	0	0	500	800	0	1,000
SHERIFF'S OFFICE - INFRASTRUCTURE IMPROVEMENTS - MIAMI-DADE PUBLIC SAFETY TRAINING INSTITUTE - POOL FACILITY ENHANCEMENTS	465	5	0	0	0	0	5	0	470
SHERIFF'S OFFICE - INFRASTRUCTURE IMPROVEMENTS FACILITYWIDE (CIIP)	21,543	16,821	0	0	0	0	16,821	6,672	45,036
SHERIFF'S OFFICE - MIAMI-DADE PUBLIC SAFETY TRAINING INSTITUTE INFRASTRUCTURE IMPROVEMENTS	1,762	1,224	0	0	0	0	1,224	0	2,986
SUPERVISOR OF ELECTIONS - BALLOT PRINTERS	0	1,000	0	0	0	0	1,000	0	1,000
SUPERVISOR OF ELECTIONS - HEADQUARTER 30 YEAR RECERTIFICATION	66	2	0	0	0	0	2	0	68
SUPERVISOR OF ELECTIONS - HEADQUARTERS PARKING LOT	0	0	0	0	0	200	200	0	200
SUPERVISOR OF ELECTIONS - HEADQUARTERS RECONFIGURATION	1,320	1,163	0	0	0	0	1,163	0	2,483
SUPERVISOR OF ELECTIONS - HVAC REPLACEMENT	289	0	0	0	0	10	10	0	299
SUPERVISOR OF ELECTIONS - WAREHOUSE PUMP ROOM	688	0	0	0	0	189	189	0	877
TAX COLLECTOR - HEADQUARTERS RECONFIGURATION	1,606	34	0	0	0	0	34	0	1,640
Department Total	**45,969**	**30,622**	**0**	**0**	**0**	**899**	**31,521**	**10,946**	**88,436**
NON-DEPARTMENTAL									
DEBT SERVICE - ELECTIONS - ADA COMPLIANT VOTING EQUIPMENT (CAPITAL ASSET ACQUISITION SERIES 2018A)	0	0	0	0	0	511	511	0	511
DEBT SERVICE - ELECTIONS - BALLOT INSERTER ELECTIONS EQUIPMENT (CAPITAL ASSET ACQUISITION SERIES 2022A)	0	0	0	0	0	58	58	0	58
DEBT SERVICE - ELECTIONS - DS200 DIGITAL BALLOT SCANNERS EQUIPMENT	0	0	0	0	0	805	805	0	805
DEBT SERVICE - ELECTIONS - ELECTRONIC VOTER IDENTIFICATION SYSTEM (EVIDS)(NEW DEBT 2026)	0	0	0	0	0	272	272	0	272
DEBT SERVICE - ELECTIONS - FACILITY (CAPITAL ASSET ACQUISITION SERIES 2016B)	0	0	0	0	0	506	506	0	506
DEBT SERVICE - ELECTIONS - FLEET VEHICLES	0	0	0	0	0	45	45	0	45
DEBT SERVICE - ELECTIONS - ID READERS (CAPITAL ASSET ACQUISITION SERIES 2024)	0	0	0	0	0	35	35	0	35
DEBT SERVICE - ELECTIONS - SORTER (CAPITAL ASSET ACQUISITION SERIES 2020C)	0	0	0	0	0	84	84	0	84
DEBT SERVICE - ELECTIONS - VOTE BY MAIL EQUIPMENT (CAPITAL ASSET ACQUISITION SERIES 2024)	0	0	0	0	0	109	109	0	109
DEBT SERVICE - PROPERTY APPRAISER - COMPUTER AIDED MASS APPRAISAL SYSTEM (CAMA) - REPLACEMENT	0	0	0	0	0	166	166	0	166
DEBT SERVICE - PROPERTY APPRAISER - FLEET VEHICLES	0	0	0	0	0	30	30	0	30
DEBT SERVICE - SHERIFF'S - 800 MHZ RADIO SYSTEM (CAPITAL ASSET ACQUISITION SERIES 2022A)	0	0	0	0	0	1,231	1,231	0	1,231
DEBT SERVICE - SHERIFF'S - 800 MHZ RADIO SYSTEM (CAPITAL ASSET ACQUISITION SERIES 2023A)	0	0	0	0	0	3,196	3,196	0	3,196
DEBT SERVICE - SHERIFF'S - CLOUD-BASED AUTOMATED FINGERPRINT SYSTEM (CAPITAL ASSET ACQUISITION SERIES 2020C)	0	0	0	0	0	55	55	0	55
DEBT SERVICE - SHERIFF'S - CRIMINAL JUSTICE INFORMATION SYSTEMS (CJIS) NETWORK - SECURITY MANDATES (CAPITAL ASSET ACQUISITION SERIES 2024)	0	0	0	0	0	111	111	0	111
DEBT SERVICE - SHERIFF'S - EUREKA DISTRICT STATION (CAPITAL ASSET ACQUISITION SERIES 2023A)	0	0	0	0	0	33	33	0	33
DEBT SERVICE - SHERIFF'S - FLEET VEHICLES	0	0	0	0	0	11,454	11,454	0	11,454
DEBT SERVICE - SHERIFF'S - HELICOPTER FLEET REPLACEMENT	0	0	0	0	0	1,693	1,693	0	1,693

APPENDIX I: 2026-27 CAPITAL BUDGET

(dollars in thousands)

		2026-27							
	Prior Years	Bonds	State	Federal	Gas Tax	Other	26-27 Total	Future	Projected Total Cost
DEBT SERVICE - SHERIFF'S - LAW ENFORCEMENT RECORDS MANAGEMENT SYSTEM (LERMS) (CAPITAL ASSET ACQUISITION SERIES 2020C)	0	0	0	0	0	36	36	0	36
DEBT SERVICE - SHERIFF'S - LAW ENFORCEMENT RECORDS MANAGEMENT SYSTEM (LERMS) (CAPITAL ASSET ACQUISITION SERIES 2022A)	0	0	0	0	0	332	332	0	332
DEBT SERVICE - SHERIFF'S - RAPID RESPONSE VESSEL (CAPITAL ASSET ACQUISITION SERIES 2024)	0	0	0	0	0	23	23	0	23
Department Total	**0**	**0**	**0**	**0**	**0**	**20,785**	**20,785**	**0**	**20,785**
SHERIFF'S OFFICE									
SHERIFF'S OFFICE - INFRASTRUCTURE IMPROVEMENTS - KEYLESS ENTRY (CARD ACCESS) SYSTEMS	430	0	0	0	0	20	20	0	450
SHERIFF'S OFFICE - INFRASTRUCTURE IMPROVEMENTS - MIAMI-DADE PUBLIC SAFETY TRAINING INSTITUTE	850	0	0	0	0	50	50	0	900
SHERIFF'S OFFICE - LAW ENFORCEMENT RECORDS MANAGEMENT SYSTEM (LERMS)	975	0	0	0	0	1,025	1,025	0	2,000
SHERIFF'S OFFICE - LONG DISTANCE FIREARM RANGE - RANGE TOWER AND TARGET SYSTEMS	351	0	0	0	0	500	500	0	851
SHERIFF'S OFFICE - SPECIAL EQUIPMENT (CRIME SCENE)	471	0	0	0	0	30	30	0	501
SHERIFF'S OFFICE - SPECIAL EQUIPMENT (FORENSIC LABORATORY)	541	0	0	0	0	0	0	0	541
SHERIFF'S OFFICE - SPECIAL EQUIPMENT (PORTABLE MESSAGING TRAILERS)	155	0	0	0	0	15	15	0	170
SHERIFF'S OFFICE - SPECIAL EQUIPMENT (ROBBERY BUREAU)	145	0	0	0	0	15	15	0	160
SHERIFF'S OFFICE - SPECIAL EQUIPMENT (SPECIAL PATROL BUREAU)	791	0	0	0	0	30	30	0	821
SHERIFF'S OFFICE - SPECIAL EQUIPMENT (TECHNOLOGY, EQUIPMENT, AND OTHER ENHANCEMENTS)	3,865	0	0	0	0	4,500	4,500	0	8,365
Department Total	**8,574**	**0**	**0**	**0**	**0**	**6,185**	**6,185**	**0**	**14,759**
TAX COLLECTOR									
TAX COLLECTOR - FLEET (REPLACEMENT VEHICLES AND SPECIAL EQUIPMENT)	134	0	0	0	0	0	0	0	134
Department Total	**134**	**0**	**0**	**0**	**0**	**0**	**0**	**0**	**134**
Strategic Priorities Total	**152,099**	**50,306**	**0**	**0**	**0**	**30,842**	**81,148**	**17,563**	**250,810**
Grand Total	**13,412,938**	**3,172,057**	**124,233**	**561,901**	**17,709**	**1,363,648**	**5,239,548**	**28,046,476**	**46,698,962**

Return to Table of Contents

General Government Improvement Fund (GGIF) FY 2026-27 Appendix J

Revenues				
	Prior Years	FY26-27	Future	Total
Transfer from General Fund - Countywide	$ -	$ 24,923,000	$ 2,120,000	$ 27,043,000
Transfer from General Fund - UMSA	-	6,046,000	-	6,046,000
Transfer from General Fund - Constitutional Offices	-	20,279,000	-	20,279,000
Prior Year Miami-Dade Rescue Plan Fund carryover	-	1,041,000	-	1,041,000
Prior Year General Government Improvement Fund (GGIF) Carryover	20,132,000	63,814,000	-	83,946,000
Interest Earnings	-	1,000,000	-	1,000,000
Handicapped Parking Fines and Miscellaneous ADA Revenues	-	69,000	-	69,000
Payments in Lieu of Taxes	-	1,000,000	-	1,000,000
Public Health Trust Loan Repayment	-	3,312,000	-	3,312,000
Baseball Stadium Annual Rent Payment	-	2,515,000	-	2,515,000
Transfer from Management and Budget (Bond Administration)	-	2,519,000	-	2,519,000
Transfer from People and Internal Operations (for debt service)	-	3,375,000	-	3,375,000
Transfer from Parks, Recreation and Open Spaces (for debt service)	-	304,000	-	304,000
Transfer from Housing and Community Development (for debt service)	-	861,000	-	861,000
Total Revenues	**$ 20,132,000**	**$ 131,058,000**	**$ 2,120,000**	**$ 153,310,000**

Expenditures				
Health and Safe Communities	**Prior Years**	**FY26-27**	**Future**	**Total**
Corrections - Jail Management System	$ -	$ 4,000,000	$ -	$ 4,000,000
Medical Examiner - Laboratory Infomration Management System (LIMS)	731,000	1,269,000	-	2,000,000
Medical Examiner - Liquid Chromatograph Mass Spectrometer (LCMS)	395,000	5,000	-	400,000
Medical Examiner - Miscellaneous Equipment	120,000	381,000	120,000	621,000
Non-Departmental - Beachview Park (formally known as Sabrina Cohen Adaptive Recreation Center)	-	577,000	-	577,000
Parks, Recreation and Open Spaces - Miscellaneous Recreational Projects	300,000	200,000	-	500,000
Total Health and Safe Communities	**$ 1,546,000**	**$ 6,432,000**	**$ 120,000**	**$ 8,098,000**

Risk Reduction and Resilience	**Prior Years**	**FY26-27**	**Future**	**Total**
Environmental Resources Management - Environmentally Endangered Lands Program	$ -	$ 2,000,000	$ -	$ 2,000,000
Non-Departmental - Americans with Disabilities Act (ADA) Reasonable Accommodations	-	20,000	-	20,000
Total Risk Reduction and Resilience	**$ -**	**$ 2,020,000**	**$ -**	**$ 2,020,000**

An Economy that Works for All	**Prior Years**	**FY26-27**	**Future**	**Total**
People and Internal Operations - Parcel B	$ 1,000,000	$ 1,000,000	$ -	$ 2,000,000
Total An Economy that Works for All	**$ 1,000,000**	**$ 1,000,000**	**$ -**	**$ 2,000,000**

Investment in Infrastructure	**Prior Years**	**FY26-27**	**Future**	**Total**
Judicial Administration - Court Facilities Repairs and Renovations	$ -	$ 500,000	$ -	$ 500,000
Medical Examiner - Audio Visual System	6,000	1,499,000	-	1,505,000
Non-Departmental - Flagler Street Reconstruction	-	2,170,000	2,000,000	4,170,000
Non-Departmental - Hialeah Courthouse Annual Equipment and Maintenance	-	500,000	-	500,000
Non-Departmental - Neighborhood and Local Roadway Improvements	3,506,000	10,223,000	-	13,729,000
Non-Departmental - Repairs, Renovations and Various Miscellaneous Projects	2,556,000	12,571,000	-	15,127,000
Non-Departmental - Roadway Improvements	3,177,000	10,346,000	-	13,523,000
Parks, Recreation and Open Spaces - 40 year Recertification Program (Systemwide)	200,000	300,000	-	500,000
Parks, Recreation and Open Spaces - Brothers to the Rescue	1,557,000	51,000		1,608,000
Total Investment in Infrastructure	**$ 11,002,000**	**$ 38,160,000**	**$ 2,000,000**	**$ 51,162,000**

Constitutional Offices	**Prior Years**	**FY26-27**	**Future**	**Total**
Property Appraiser - Fleet Vehicles and Equipment (Master Equipment Lease)	-	30,000	-	30,000
Sheriff's Office - Cloud-based Automated Fingerprint Identification System (Capital Asset Series 2020C)	-	55,000	-	55,000
Sheriff's Office - Criminal Justice Information Systems Security Mandates (known as CCMS)(Capital Asset Series 2024A)	-	111,000	-	111,000
Sheriff's Office - Eureka (Capital Asset Series 2023A)	-	33,000	-	33,000
Sheriff's Office - Fleet Vehicles and Equipment (Master Equipment Lease)	-	11,454,000	-	11,454,000
Sheriff's Office - Headquarters Parking Lot	-	200,000	-	200,000
Sheriff's Office - Helicopter (Capital Asset Series 2024A)	-	321,000	-	321,000
Sheriff's Office - Helicopter (New Debt 2026)	-	1,372,000	-	1,372,000
Sheriff's Office - HVAC Replacement	289,000	10,000	-	299,000
Sheriff's Office - Law Enforcement Records Management System (LERMS) (Capital Asset Series 2020C)	-	36,000	-	36,000
Sheriff's Office - Law Enforcement Records Management System (LERMS) (Capital Asset Series 2022A)	-	332,000	-	332,000
Sheriff's Office - Mugshot System Overhaul	177,000	696,000	-	873,000
Sheriff's Office - Neighborhood Safety Initiative	5,430,000	2,077,000	-	7,507,000
Sheriff's Office - Radios 800 MHz (Capital Asset Series 2022A)	-	1,231,000	-	1,231,000
Sheriff's Office - Radios 800 MHz (Capital Asset Series 2023A)	-	3,196,000	-	3,196,000
Sheriff's Office - Rapid Response Vessel (Capital Asset Series 2024A)	-	23,000	-	23,000
Supervisor of Elections - ADA Voting Equipment (Capital Asset Series 2018A)	-	511,000	-	511,000
Supervisor of Elections - Ballot Inseter (Capital Asset Series 2022A)	-	58,000	-	58,000
Supervisor of Elections - DS200 Digital Ballot Scanners Equipment (Capital Asset Series 2022A)	-	337,000	-	337,000
Supervisor of Elections - DS200 Digital Ballot Scanners Equipment (New Debt 2026)	-	468,000	-	468,000
Supervisor of Elections - Electronic Voter Identification System (EVIDS)(New Debt 2026)	-	272,000	-	272,000
Supervisor of Elections - Equipment - Sorter (Capital Asset Series 2020C)	-	84,000	-	84,000
Supervisor of Elections - Facility (Capital Asset Series 2016B)	-	506,000	-	506,000
Supervisor of Elections - Fleet Vehicles and Equipment (Master Equipment Lease)	-	45,000	-	45,000
Supervisor of Elections - ID Readers (Capital Asset Series 2024A)	-	35,000	-	35,000
Supervisor of Elections - Warehouse Pump Room	688,000	189,000	-	877,000
Supervisor of Elections - Vote By Mail Equipment (Capital Asset Series 2024A)	-	109,000	-	109,000
Total Constitutional Offices	**$ 6,584,000**	**$ 23,791,000**	**$ -**	**$ 30,375,000**

Return to Table of Contents

General Government Improvement Fund (GGIF) FY 2026-27 Appendix J

Fiscal Responsibility and Efficiency	Prior Years	FY26-27	Future	Total
Communications, Information and Technology - 311 Answer Center (Capital Asset Series 2016B)	$ -	157,000	$ -	$ 157,000
Animal Services - Doral Facility (Capital Asset Series 2016A)	-	806,000	-	806,000
Community Services Department - Portable Classrooms for Head Start/ Early Head Start Programs (Capital Asset Series 2020D)	-	249,000	-	249,000
Communications, Information and Technology - Customer Relationship Management Modernization (Capital Asset 2020C)		89,000		89,000
Communications, Information and Technology - Customer Relationship Management Modernization (New Debt 2026)		38,000		38,000
Communications, Information and Technology - Court Case Management System (formally known as CJIS)(Capital Asset Series 2020C)	-	793,000	-	793,000
Communications, Information and Technology - Court Case Management System (Capital Asset Series 2022A)	-	225,000	-	225,000
Communications, Information and Technology - Court Case Management System (Capital Asset Series 2024A)	-	17,000	-	17,000
Communications, Information and Technology - Court Case Management System (New Debt 2026)		98,000		98,000
Communications, Information and Technology - Computer Aided Dispatch (Capital Asset Series 2020C)	-	845,000	-	845,000
Communications, Information and Technology - Computer Aided Dispatch (Capital Asset Series 2024A)		10,000		10,000
Communications, Information and Technology - Fiber Optics (Capital Asset Series 2022A)	-	146,000	-	146,000
Communications, Information and Technology - Fiber Optics (Capital Asset Series 2023A)	-	15,000	-	15,000
Communications, Information and Technology - Parking Verirfication System (Capital Asset Series 2024A)		44,000		44,000
Communications, Information and Technology - Parking Verirfication System (New Debt 2026)		109,000		109,000
Communications, Information and Technology - Traffic Information System Modernization (Capital Asset Series 2024A)		161,000		161,000
Communications, Information and Technology - Traffic Information System Modernization (New Debt 2026)		113,000		113,000
Corrections and Rehabilitation - Fire Systems Phase 4 (Capital Asset Series 2016B)	-	712,000	-	712,000
Corrections and Rehabilitation - Radio Replacement (New Debt 2026)		1,360,000		1,360,000
Corrections and Rehabilitation - Replacement Facility (New Debt 2026)		6,799,000		6,799,000
Fire Rescue - Ocean Rescue Facility Improvements (Capital Asset Series 2022A)	-	150,000	-	150,000
Fire Rescue - Helicopters (Capital Asset Series 2019A)		4,415,000		4,415,000
Housing and Community Development - Public Housing Projects (Capital Asset Series 2021B)	-	50,000	-	50,000
Housing and Community Development - Public Housing Improvements Hope VI (Capital Asset Series 2016B)	-	861,000	-	861,000
Housing and Community Development - Scott Carver and Hope IV (Capital Asset Series 2020D)	-	847,000	-	847,000
Non-Departmental - Ballpark Stadium Project (Capital Asset Series 2020D)	-	2,515,000	-	2,515,000
Non-Departmental - Computer Aided Dispatch (Capital Asset Series 2023A)	-	465,000	-	465,000
Non-Departmental - Computer Aided Dispatch (Capital Asset Series 2024A)	-	437,000	-	437,000
Non-Departmental - Countywide Infrastructure Investment Program (Capital Asset Series 2023A)	-	6,500,000	-	6,500,000
Non-Departmental - Countywide Infrastructure Investment Program (New Debt 2026)		13,600,000		13,600,000
Non-Departmental - Project Closeout Costs (Capital Asset Series 2019B)	-	412,000	-	412,000
Non-Departmental - Quality Neighborhood Improvement Program (QNIP) 2011 (Capital Asset Series 2021B)	-	1,150,000	-	1,150,000
Non-Departmental - Quality Neighborhood Improvement Program (QNIP) 2017 (Capital Asset Series 2018A)	-	831,000	-	831,000
Non-Departmental - Quality Neighborhood Improvement Program (QNIP) 2018 (Capital Asset Series 2019A)	-	637,000	-	637,000
Non-Departmental - Quality Neighborhood Improvement Program (QNIP) 2022 (Capital Asset Series 2023A)	-	647,000	-	647,000
Non-Departmental - Quality Neighborhood Improvement Program (QNIP) 2024 (Capital Asset Series 2024A)	-	603,000	-	603,000
Parks, Recreation and Open Spaces - Park Improvements (Capital Asset Series 2016A)	-	304,000	-	304,000
People and Internal Operations - Coast Guard Property (Capital Asset Series 2020)	-	1,906,000	-	1,906,000
People and Internal Operations - Integrated Command and Communications Center (Capital Asset Series 2022A)	-	126,000	-	126,000
People and Internal Operations - Integrated Command and Communications Center (New Debt 2026)	-	7,000,000	-	7,000,000
Public Health Trust - Equipment (Capital Asset Series 2017A)	-	3,312,000	-	3,312,000
Public Health Trust - Infrastructure (Capital Asset Series 2021B)	-	101,000	-	101,000
Total FRE	**$ -**	**$ 59,655,000**	**$ -**	**$ 59,655,000**
Total Expenditures	**$ 20,132,000**	**$ 131,058,000**	**$ 2,120,000**	**$ 153,310,000**

Return to Table of Contents

APPENDIX K: CAPITAL UNFUNDED PROGRAM SUMMARY BY STRATEGIC PRIORITY AND DEPARTMENT

(dollars in thousands)

Strategic Priority / Department	# of Programs	Estimated Total Cost
An Economy that Works for All		
Aviation	4	$208,505
Housing and Community Development	1	$502,041
Regulatory and Economic Resources	1	$28,700
Seaport	3	$750,000
Strategic Priorities Total	**9**	**$1,489,246**
Healthy and Safe Communities		
Cultural Affairs	15	$730,000
Fire Rescue	3	$272,723
Homeless Trust	1	$16,500
Library Department	7	$197,333
Parks Recreation and Open Spaces	1	$820,150
Strategic Priorities Total	**27**	**$2,036,706**
Investment in Infrastructure		
Aviation	5	$392,308
Cultural Affairs	10	$224,775
Fire Rescue	5	$174,832
Library Department	14	$50,275
Parks Recreation and Open Spaces	45	$4,303,123
People and Internal Operations	1	$100,297
Seaport	3	$900,000
Solid Waste Management	4	$2,532,309
Transportation and Public Works	25	$2,853,608
Water and Sewer	14	$2,350,557
Strategic Priorities Total	**126**	**$13,882,084**
Risk Reduction and Resilience		
Emergency Management	1	$160
Environmental Resources Management	1	$30,000
Seaport	1	$48,000
Transportation and Public Works	6	$237,882
Water and Sewer	4	$4,423,623
Strategic Priorities Total	**13**	**$4,739,665**
Constitutional Offices		
People and Internal Operations	12	$140,841
Strategic Priorities Total	**12**	**$140,841**
Grand Total	**187**	**$22,288,542**

APPENDIX L: MIAMI-DADE COUNTY FY 2026-27 PROPOSED GAS TAX REVENUES

STATE MOTOR FUEL TAXES DISTRIBUTED TO LOCAL GOVERNMENTS

	Title of Gas Tax	Amount Imposed Per Gallon	Type of Fuel Imposed on	Computation Formula	Permissible Use	County Levy Required	County Action Required Administrative	County Action Required Legislative	Amount Received per cent FY 2026-27 Budget	County's share for FY 2026-27 Budget	Allocation within the fund
A)	Constitutional Gas Tax Article XII, Section 9(c), Florida Constitution; s. 206.41(1)(a), F.S.; s. 206.45, F.S.; 206.47, F.S.; and s. 336.023, F.S. Also known as the Secondary Gas Tax	2.0 cents	All Fuels	Proceeds allocated to Counties based on weighted formula: 25% ratio of County/State population, 25% ratio County area/State area, 50% ratio collection in County/collection in all Counties	Acquisition, construction and maintenance of roads; bondable for the same purposes	No	No	No	$11,068,000	$22,136,000	20% - used in County-wide General Fund ($4.427 million); 80% - used in DTPW's Construction Funds ($17.709 million)
B)	County Gas Tax s. 206.41(1), F.S. and s. 206.60, F.S.	1.0 cent	All Fuels	Proceeds allocated to Counties based on weighted formula: 25% ratio of County/State population, 25% ratio County area/State area, 50% ratio collection in County/collection in all Counties	All legitimate County transportation purposes; can be used for both Public Works and Transit needs	No	No	No	$8,674,000	$8,674,000	The State is allowed to impose a 7.3% administrative fee
C)	Municipal Gas Tax s. 206.41(1)(g), F.S. and s. 206.41(1)(c), F.S.	1.0 cent	Gas / Gasohol and Diesel	Proceeds allocated to Florida's Revenue Sharing Trust Fund for Municipalities on the basis of 1/3 population, 1/3 sales tax collection, and 1/3 local government revenue raising ability	All legitimate municipal transportation purposes, including public safety related purposes; can only be used for UMSA transportation related purposes	No	No	No	N/A	Included in the $48.21 million of UMSA state revenue sharing	The State is allowed to impose a 7.3% administrative fee on gas tax portion
D)	Local Option Gas Tax Section 336.025, F.S. Re-levy required in 2053.	6.0 cents	Gas / Gasohol and Diesel	Pursuant to Interlocal Agreement, proceeds allocated 70.40% to the County and 29.60% to the Cities (based upon a weighted formula: 75% population and 25% center line miles); proceeds based upon gas tax collected within the County	All legitimate transportation purposes; can be used both for Public Works and Transit needs	Yes (Motor fuel) No (Diesel)	Yes	Yes	$10,009,000 County's share is $7,046,000	$42,278,000	The State is allowed to impose a 7.3% administrative fee
E)	Capital Improvement Local Option Gas Tax. Can impose up to 5.0 cents *(originally on 1/1/94 - 5 cents were imposed, was amended in 6/96 and reduced to 3 cents on 9/1/96).* s. 206.41(1)(e), F.S.; s.206.87(1)(c), F.S.; s. 336.025, F.S.; Chapter 29 Article VII of the Code; Chapter 29 Article VII of the Code; Chapter 29 Article IX of the Code; Chapter 29 Article XVIII of the Code; Ordinance 83-52; 85-52; 88-49; 93-63; 97-156; 23-57; Resolution R-903-	5.0 cents	Gas / Gasohol	Pursuant to Interlocal Agreement , proceeds allocated 74% to the County and 26% to the cities (based on a weighted formula:75% population, 25% center line miles); proceeds based upon the gas tax collected within the County	All County capital transportation purposes; can only be used by either Public Works or Transit for capital improvement needs	Yes	Yes	No	$9,202,000 County's share is $6,809,000	$20,429,000	The State is allowed to impose a 7.3% administrative fee
F)	Ninth Cent Gas Tax s. 206.41(1)(d), F.S.; s. 206.87(1)(b), F.S.; s. 336.021, F.S.; Chapter 29 Article XIII of the Code; Ordinance 93-91	1.0 cent	Gas / Gasohol and Diesel	Proceeds allocated to the County were the tax is collected	All County transportation purposes	Yes (Motor fuel) No (Diesel)	No	No	$11,539,000	$10,936,000	Countywide General Fund transportation related expenses

F.S.: Florida Statutes

DTPW: Transportation and Public Works

UMSA: Unincorporated Municipal Service Area

NOTE: The Sixth Cent Local Option Gas Tax Section (LOGT) is proposed to be renewed for another 30 years and is planned to expire on December 31, 2053

Return to Table of Contents

APPENDIX M: TRANSIENT LODGING AND FOOD AND BEVERAGE TAXES

FOR TOURIST DEVELOPMENT, CONVENTION DEVELOPMENT, AND HOMELESS AND DOMESTIC VIOLENCE PROGRAMS AND FACILITIES

Title of Tax	Imposed	Permissible Use	Distributed To	County Levy Required	County Action Required Administrative	County Action Required Legislative	Collections* (in thousands)	
2% Tourist Development** - Transient Lodging	1978	Convention centers, arenas, auditoriums; promote and advertise tourism; convention/tourist bureaus; beach maintenance/improvements	60% less $1,375,000 to Greater Miami Convention and Visitors Bureau; 20% to Dept. of Cultural Affairs; 20% to facilities within the City of Miami; $1,375,000 to the Tourist Development Council grants	Yes	No	No	**FY 2024-25 Actual:**	$ 48,601
							FY 2025-26 Projection:	$ 51,058
							FY 2026-27 Estimate:	$ 47,325
s. 125.0104(3)(c), F.S.; Chapter 29 Article V, Section 29-51 of the Code; Ordinance No. 78-62								
2% Tourist Development Surtax** - Food and Beverages (sold in hotels and motels)	1990	Countywide convention/visitors bureau for promotional activity	100% less $100,000 to Greater Miami Convention and Visitors Bureau; $100,000 to Tourist Development Council	Yes	No	No	**FY 2024-25 Actual:**	$ 11,263
							FY 2025-26 Projection:	$ 11,037
							FY 2026-27 Estimate:	$ 10,967
s. 212.0306, F.S.; s. 125.0104(5)(a)2 and 3; Chapter 29 Article V of the Code; Section 29-51 and 29-54								
3% Charter Convention Development*** - Transient Lodging	1983	2/3 to largest public convention center then excess to County for constructing/operating stadiums, arenas, auditoriums, exhibition halls, light rail systems; 1/3 to be spent in most populous city for eligible projects such as constructing/operating stadiums, arenas, auditoriums, and exhibition halls	Miami-Dade County for bond payments for the Performing Arts Center and neighborhood cultural facilities, Performing Arts Center operations, American Airlines Arena operations/maintenance, Interlocal payments to City of Miami Beach and City of Miami; residuals to Miami-Dade County for eligible projects	Yes	No	No	**FY 2024-25 Actual:**	$ 127,555
							FY 2025-26 Projection:	$ 134,947
							FY 2026-27 Estimate:	$ 124,207
s. 212.0305 (4)(b), F.S.; Chapter 29 Article VI of the Code; Section 29-60; Ordinance No. 83-91								
1% Professional Sports Franchise** - Transient Lodging	1990	To pay debt service on bonds issued to finance construction, reconstruction or renovation of a professional sports franchise facility	Miami-Dade County to pay debt service on bonds	Yes	No	No	**FY 2024-25 Actual:**	$ 24,300
							FY 2025-26 Projection:	$ 25,529
							FY 2026-27 Estimate:	$ 23,662
s. 125.0104(3)(l), F.S.; Chapter 29 Article V, Section 29-51 and 29-54 of the Code; Ordinance No. 90-116								
1% Food and Beverage Tax for Homeless and Domestic Violence** (premises of consumption excluding hotels and motels)	1993	85% for homeless programs and 15% for the construction and operation of domestic violence centers	Approximately 85% to Homeless Trust and approximately 15% to Miami-Dade County for domestic violence centers	Yes	No	No	**FY 2024-25 Actual:**	$ 52,153
							FY 2025-26 Projection:	$ 57,104
							FY 2026-27 Estimate:	$ 52,153
s. 212.0306, F.S.; s. 125.0104(5)(a)2 and 3; Chapter 29 Article V of the Code; Section 29-51 and 29-54								

NOTE: Pursuant to state statute, FY 2026-27estimates are budgeted at 95% of estimated revenues

* Excluding collection fees
** Geographic area includes Miami-Dade County except Miami Beach, Bal Harbour and Surfside
*** Geographic area includes Miami-Dade County except Bal Harbour and Surfside

APPENDIX N: Miami-Dade County FY 2026-27 Proposed Other County Revenues
SELECTED STATE-AUTHORIZED REVENUE

Title of Other Revenue Sources	Statute & Code References	Permissible Use	County Levy Required	County Action Required Administrative	County Action Required Legislative	FY 2026-27 Budget
Communications Services Tax **Current tax rate is 4.92% (Florida) and 5.22% (Local).**	Chapter 202 *(communication services tax)* , F.S. s. 202.19(2)(a), F.S. *(authorization to impose)* s. 337.401, F.S. *(use of property, use of right-of-way for utilities)* Article IV-A, Section 29.43 (imposition of levy); *Ordinance No. 01-109*	Any public purpose, including repayment of current or future bonded indebtedness.	No (Florida CST) Yes (Local CST)	Yes	No	$ 28,019,000
Discretionary Surtax on Documents **Surtax is scheduled for repeal on October 1, 2031, by the State of Florida.**	s. 125.0167, F.S. *(Discretionary surtax on documents; adoption; application of revenue)* s. 201.031, F.S. *(Discretionary surtax; administration and collection; Housing Assistance Loan Trust Fund; reporting requirements)* Chapter 29 of the Code; Section 29-7 (*Documentary Stamps*)	Homeowner assistance for low-income and moderate-income families. No less than 50 percents of the funds used in each county to provide such housing assistance shall be for the benefit of low-income families.	Yes	No	No	$ 58,176,000
Local Business Tax[1]	Chapter 205, Florida Statutes *(local business taxes)* Chapter 8A Article IX of the Code; Section 8A-171 *(local business taxes imposed)* *Chapter 8A Article X of the Code; Section 8A-226 (disposition of taxes collected)*	General Revenue for the municipality or charter county or for economic development.	Yes	No	No	$ 8,464,000
Local Discretionary Sales Surtax [2] **Current tax rate is 0.5% (Charter County Regional Transportation) and 0.5% (County Public Hospital).**	s. 212.054-.055, F.S. *(Limitations, administration, and use of proceeds)* Chapter 29 Article XVI, Section 29-121 - 29-124 of the Code of Miami-Dade County, Florida; Ordinance No. 02-116 *(transit)* Chapter 29 Article XII of the Code; Section 29-95 *(hospital)*	Charter County Regional Transportation System Surtax: countywide bus system, on-demand transportation services, and rapid transit system. County Public Hospital Surtax: operation, maintenance, and administration of county public general hospital.	Yes	No	No	$ 383,078,000
Municipal Pari-Mutuel Tax	s. 550.105, F.S. (*Occupational licenses of racetrack employees; fees; denial, suspension, and revocation of license; penalties and fines*) Chapter 8A Article IX Section 8A-183.1 of the County Code (*Pari-mutuel wagering)* Chapter 8A Article IX Section 8A-223.1 of the County Code(*Schedule of taxes)*	At the discretion of the governing body.	Yes	No	No	$ 603,000
Public Service Tax (Utility Tax) **10% of payments received; 4 cents per gallon motor fuel.**	s. 166.231-.235, F.S. *(municipalities; public service tax)* Chapter 29 Article IV of the Code, Sections 29-36; 29-37 *(rate of tax);* 29-38(a)	General Revenue for the municipality or charter county to be used in the unincorporated area of the County.	Yes	No	No	$ 134,410,000
Alcoholic Beverage License Tax	s. 561.342, F.S. *(beverage law; administration)*	At the discretion of the governing body.	No	No	No	$ 1,273,000
Cardroom Revenues	s. 849.086, F.S. *(cardrooms authorized)* Chapter 8A Article IX of the Code; Sections 8A-183.1 and 8A-223.1 *(pari-mutuel wagering)*	At the discretion of the governing body.	No	No	No	Included in Municipal Pari-Mutuel Tax

APPENDIX N: Miami-Dade County FY 2026-27 Proposed Other County Revenues
SELECTED STATE-AUTHORIZED REVENUE

Title of Other Revenue Sources	Statute & Code References	Permissible Use	County Levy Required	County Action Required Administrative	County Action Required Legislative	FY 2026-27 Budget
County Revenue Sharing Program	s. 210.20(2), F.S. *(tax on tobacco products)* s. 212.20(6), F.S. *(tax on sales)* s. 218.20-.26, F.S. *(revenue sharing act)* s. 409.915, F.S. *(county contributions to Medicaid)*	Payment of principal or interest on bonds, tax anticipation certificates, or any other form of indebtedness, an amount up to 50 percent of the funds received in the prior year.	No	Yes	No	$ 83,159,000
Enhanced 911 Fee	s. 365.172, F.S. *(emergency communications)* s. 365.173, F.S. *(trust fund)*	Public safety communications systems.	No	No	No	$ 17,083,000
Insurance License Tax	s. 624.501-.508, F.S. *(Filing, license, appointment, and miscellaneous fees)*	At the discretion of the governing body.	No	No	No	$ 916,000
Intergovernmental Radio Communication Program	s. 318.21(9), F.S. *(disposition of traffic infractions)*	County uses revenues to fund its participation in this program.	No	No	No	$ 500,000
Local Government Half-Cent (Sales Tax)	s. 202.18(2)(c), F.S. *(proceeds of taxes)* s. 212.20(6), F.S. *(tax on sales)* s. 218.60-.67, F.S. *(participation in half-cent sales tax proceeds)* s. 409.915, F.S. *(county contributions to Medicaid)*	Countywide programs.	No	Yes	No	$ 213,578,000
Municipal Revenue Sharing	s. 206.605(1), F.S. s. 206.9955, F.S. s. 206.997, F.S. s. 212.20(6), F.S. s. 218.20-.26, F.S.	Transportation-related expenditures. Cannot be used as a pledge for boded indebtedness.	No	Yes	No	$ 48,210,000
State Housing Initiatives Partnership Program (SHIP)	s. 420.907-420.9079, F.S. *(State Housing Initiatives Partnership)*	Implementation of local housing assistance plans. Proceeds may not be used for rent subsidies, with limited exceptions. Funds distributed under this program may not be pledged to pay the debt service on any bonds.	No	No	No	$ 4,800,000

1 Budget amount only reflects the distribution to the County and does not include the Tax Collector's portion.
2 Miami-Dade County does not levy for the Local Government Infrastructure Surtax.

APPENDIX O: REVENUE CAPACITY

REVENUE CAPACITY
ACTUAL VALUE AND ASSESSED VALUE OF TAXABLE PROPERTY (Unaudited)
LAST TEN FISCAL YEARS
(in thousands)

	Real Property					Exemptions[1]				
Fiscal Year Ended September 30,	Residential Property	Commercial / Industrial Property	Government / Institutional	Personal Property / Centrally Assessed Property	Total Actual and Assessed Value of Taxable Property	Real Property - Amendment 10 Excluded Value[2]	Real Property - Other Exemptions	Personal Property / Centrally Assessed Property	Total Taxable Assessed Value	Total Direct Tax Rate
2015	$ 196,063,548	$ 61,020,542	$ 24,451,075	$ 18,050,702	$ 299,585,867	$ 25,683,760	$ 62,359,146	$ 5,676,420	$ 205,866,541	7.316
2016	225,419,272	68,407,631	26,216,817	18,447,758	338,491,478	36,988,381	70,316,704	5,659,546	225,526,847	7.283
2017	251,922,449	74,772,583	28,085,673	18,992,073	373,772,778	46,537,562	74,497,769	5,705,672	247,031,775	7.209
2018	268,024,739	81,589,778	29,629,048	19,489,946	398,733,511	50,050,209	74,238,845	5,819,653	268,624,804	7.198
2019	280,291,822	87,286,260	30,206,220	20,145,146	417,929,448	51,811,573	74,785,838	5,947,123	285,384,914	7.264
2020	288,830,204	93,489,643	30,739,343	21,558,602	434,617,792	50,682,429	74,389,035	6,000,159	303,546,169	7.283
2021	296,927,807	97,142,940	31,525,292	18,011,248	443,607,287	49,129,880	73,726,215	2,395,609	318,355,583	7.282
2022	311,915,883	99,493,699	32,292,331	18,934,714	462,636,627	52,349,149	74,326,443	2,506,977	333,454,058	7.328
2023	392,666,829	112,536,952	34,828,919	20,263,735	560,296,435	86,094,539	97,894,002	2,573,597	373,734,297	7.227
2024[3]	481,682,280	133,247,374	37,927,831	22,552,426	675,409,911	118,647,689	131,413,262	2,671,990	422,676,970	7.120

Note: Property in the County is reassessed each year. Property is assessed at actual market value. Tax rates are per $1,000 of assessed value. Total actual and assessed values for each year reflect the Final Tax Roll certified for the previous year.

1 Exemptions for real property include: $25,000 homestead exemption; an additional $25,000 homestead exemption (excluding School Board taxes) starting in FY 2009; widows/widowers exemption; governmental exemption; disability/blind age 65 and older exemption; institutional exemption; economic development exemption and other exemptions as allowed by law.

2 Amendment 10 was an amendment to the Florida Constitution in 1992 which capped the assessed value of properties with homestead exemption to increases of 3% per year or the Consumer Price Index, whichever is less (193.155, F.S.).

3 Total actual and assessed value for each year reflect the Final Tax Roll certified for the previous year.

APPENDIX P: DEBT CAPACITY

DEBT CAPACITY
RATIOS OF NET GENERAL BONDED DEBT OUTSTANDING (Unaudited)
LAST TEN FISCAL YEARS
(dollars in thousands, except per capita)

	General Bonded Debt Outstanding						
Fiscal Year Ended September 30,	General Obligation Bonds in Governmental Activities[1]	General Obligation Bonds in Business-Type Activities[1]	Total General Obligation Bonded Debt	Less: Amounts Restricted to Repayment of Principal	Total	Percentage of Actual Value of Taxable Property[3]	Per Capita[4]
2016	$ 1,803,144	$ 312,552	$ 2,115,696	$ 34,121	$ 2,081,575	0.61 %	772
2017	1,889,478	300,930	2,190,408	48,155	2,142,253	0.57 %	781
2018	2,013,020	288,828	2,301,848	53,800	2,248,048	0.56 %	809
2019	2,278,634	276,023	2,554,657	59,755	2,494,902	0.60 %	887
2020	2,537,575	262,727	2,800,302	71,190	2,729,112	0.63 %	1,010
2021	2,661,580	196,247	2,857,827	66,660	2,791,167	0.63 %	1,022
2022	2,634,341	192,490	2,826,831	72,090	2,754,741	0.60 %	999
2023	2,600,080	188,752	2,788,832	81,280	2,707,552	0.48 %	978
2024	2,572,123	179,443	2,751,566	90,135 [5]	2,661,431	0.39 %	959
2025	2,585,838	170,087 [2]	2,755,925	96,205	2,659,720	0.36 %	945

Note:
As per the Florida Constitution, there is no limit on the amount of ad valorem taxes a county may levy for the payment of general obligation bonds.

1 Presented net of related premiums, discounts, and adjustments

2 General Obligation Bonds in the Business-Type Activities for FY 2025 includes $170.1 million of Double-Barreled Aviation Bonds, Series 2020. The Bonds are payable from ad valorem taxes levied on all taxable property of the County to the extent that net available revenues from Aviation are insufficient to pay debt service.

3 The value of taxable property can be found in Appendix O Revenue Capacity schedule for Actual Value and Assessed Value of Taxable Property.

4 Population data can be found in the schedule for Demographic and Economic Statistics in the County's Annual Comprehensive Financial Report 2025 page 263.

APPENDIX Q: RATIOS OF OUTSTANDING DEBT BY TYPE
(UNAUDITED)

LAST TEN FISCAL YEARS
(*dollars in thousands, except per capita)*

DEBT CAPACITY
RATIOS OF OUTSTANDING DEBT BY TYPE (Unaudited)
LAST TEN FISCAL YEARS
(dollars in thousands, except per capita)

	Governmental Activities						
Fiscal Year Ended September 30,	General Obligation Bonds[1]	Special Obligation Bonds	Special Obligation Bonds from Direct Placements	Housing Agency Bonds and Notes Payable	Loans and notes payable	Financing Purchase Liability [3]	Lease & SBITA Liability [4]
2016	$ 1,803,144	$ 2,720,412	$ —	$ 21,094	$ 68,912	$ 54,637	$ —
2017	1,889,478	2,677,277	—	17,480	52,726	89,415	—
2018	2,013,020	2,667,308	—	13,691	47,561	97,916	—
2019	2,278,634	2,688,747	15,130	9,802	42,249	97,033	—
2020	2,537,575	2,802,263	29,855	7,658	36,678	120,432	—
2021	2,661,580	2,908,184	26,225	5,803	—	94,734	91,728
2022	2,634,341	3,003,506	22,610	4,203	—	95,404	181,001
2023	2,600,080	3,136,408	18,915	2,603	—	107,179	282,073
2024	2,572,123	3,329,875	16,085	1,003	—	122,661	270,370
2025	2,585,838	3,259,873	13,200	—	7,950	140,138	227,135

	Business-Type Activities									
Fiscal Year Ended September 30,	General Obligation Bonds[1], [2]	Special Obligation Bonds[1]	Revenue Bonds[1]	Loans and Notes Payable	Commercial Paper	Financing Purchase Liability[3]	Lease & SBITA Liability[4]	Total Primary Government	Percentage of Personal Income[5]	Per Capita[5]
2016	$ 312,552	$ 1,243,783	$ 8,877,798	$ 478,592	$ 120,012	$ —	$ —	$ 15,700,936	13 %	5.82
2017	300,930	1,224,193	8,676,294	465,806	472,328	25,737	—	15,891,664	12 %	5.79
2018	288,828	1,407,682	8,935,327	439,167	510,430	164,878	—	16,585,808	12 %	5.97
2019	276,023	1,371,744	9,279,552	424,232	547,655	253,073	—	17,283,874	12 %	6.15
2020	262,727	1,940,784	9,782,422	435,777	391,345	310,630	—	18,658,146	12 %	6.91
2021	196,247	1,879,948	11,304,925	197,807	15,001	380,107	33,236	19,795,525	11 %	7.25
2022	192,490	2,321,376	11,059,898	210,626	132,064	364,955	395,178	20,617,652	11 %	7.48
2023	188,752	1,943,108	11,363,577	200,270	70,000	366,931	108,537	20,388,433	10 %	7.36
2024	179,443	99,275	13,591,251	701,788	210,000	394,548	104,986	21,593,408	10 %	7.78
2025	170,087	95,598	13,843,626	889,703	200,000	455,222	134,393	22,022,763	(1)	7.82

Note: Details regarding the County's outstanding debt can be found in the notes to the financial statements.

(1) Presented net of related premiums, discounts, and adjustments.

(2) General Obligation Bonds in the Business-Type Activities for FY 2025 includes $170.1 million of Double-Barreled Aviation Bonds, Series 2020. The Bonds are payable from ad valorem taxes levied on all taxable property of the County to the extent that net available revenues from Aviation are insufficient to pay debt service.

(3) The County adopted GASB Statement No. 87 in fiscal year 2022, and as a result, the term Capital lease is no longer referenced.

(4) The County adopted GASB Statement No. 96 in fiscal year 2023. For FY 2021, amount was restated as a result of adopting GASB No. 87. For FY 2022, amount was restated as a result of adopting GASB No. 96.

(5) See the Demographics and Economic Statistics schedule for personal income and population data in the County's Annual Comprehensive Financial Report 2025, page 263.

Legend:

(1) The personal income data for 2025 is unavailable from the U.S. Department of Commerce as of this report date.

APPENDIX R: MIAMI-DADE COUNTY OUTSTANDING DEE

Name of the Financing	Issue Date	Final Maturity Date	Purpose	Security	Interest Rate	FY 2026-27 Principal Payment	FY 2026-27 Interest Payment	FY 2026-27 Total Debt Service Payment	FYE 2026-27 Outstanding Balance
				GENERAL OBLIGATION BONDS					
$37,945,000 General Obligation Refunding Bonds (Parks Program) Series 2011B	5/26/2011	2027	The Series 2011B Bonds were issued to refund, defease and redeem all or a portion of the Parks Program Bonds Series 1999 and 2001. The Series 2011B Bonds were issued pursuant to Ordinance No. 96-115, as amended by Ordinance No. 03-139 and Resolution Nos. R-1193-97, R-1183-98 and R-134-11.	The Series 2011B Bonds are general obligations of the County and are payable from unlimited ad valorem taxes on all taxable real and tangible property within the County (excluding exempt property as required by Florida law). The full faith, credit and taxing power of the County are irrevocably pledged to the payment of principal of and interest on the Series 2011B Bonds.	3.750% to 4.125%	$1,510,000	$31,144	$1,541,144	$0
$49,990,000 General Obligation Refunding Bonds (Parks Program) Series 2015A	1/21/2015	2031	The Series 2015A Bonds were issued to refund, defease and redeem all or a portion of the Parks Program Bonds Series 2005. The Series 2015A Bonds were issued pursuant to Ordinance No. 96-115, as amended by Ordinance No. 03-139 and Resolution Nos. R-1193-97, R-1183-98, R-576-05 and R-870-14.	The Series 2015A Bonds are general obligations of the County and are payable from unlimited ad valorem taxes on all taxable real and tangible property within the County (excluding exempt property as required by Florida law). The full faith, credit and taxing power of the County are irrevocably pledged to the payment of principal of and interest on the Series 2015A Bonds.	3.000% to 5.000%	$4,740,000	$961,850	$5,701,850	$21,295,000
$112,925,000 General Obligation Bonds (Building Better Communities) Series 2014A	2/3/2014	2043	The Series 2014A Bonds were issued pursuant to voted authorization of the $2,925,750,000 in County general obligation bonds authorized by the Ordinance and approved by the voters at a special election of the County held on November 2, 2004 to fund Building Better Communities Program (the "BBC Program Bonds"). The Series 2014A Bonds are being issued to pay the costs of various capital projects that are part of the Building Better Communities Program. The Series 2014A Bonds were issued pursuant to Ordinance No. 05-47, Resolution Nos. R-912-04, R-913-04, R-914-04,R-915-04, R-916-04, R-917-04, R-918-04, R-919-04, R-576-05 and R-1071-12.	The Series 2014A Bonds are general obligations of the County and are payable from unlimited ad valorem taxes on all taxable real and tangible property within the County (excluding exempt property as required by Florida law). The full faith, credit and taxing power of the County are irrevocably pledged to the payment of principal of and interest on the Series 2014A Bonds.	5.000%	$0	$5,476,550	$5,476,550	$112,925,000
$68,000,000 General Obligation Bonds (Building Better Communities) Series 2014A (Fixed)	5/7/2015	2042	The Series 2014A Bonds were issued pursuant to voted authorization of $2,925,750,000 in County general obligation bonds authorized by the Ordinance and approved by the voters at a special election of the County held on November 2, 2004 to fund Building Better Communities Program (the "BBC Program Bonds"). The Series 2014A Bonds are being issued to pay the costs of various capital projects that are part of the Building Better Communities Program. The Series 2014A Bonds were issued pursuant to Ordinance No. 05-47, Resolution Nos. R-912-04, R-913-04, R-914-04,R-915-04, R-916-04, R-917-04, R-918-04, R-919-04, R-576-05 and R-1071-12.	The Series 2014A Bonds are general obligations of the County and are payable from unlimited ad valorem taxes on all taxable real and tangible property within the County (excluding exempt property as required by Florida law). The full faith, credit and taxing power of the County are irrevocably pledged to the payment of principal of and interest on the Series 2014A Bonds.	3.750% to 4.000%	$0	$2,657,500	$2,657,500	$68,000,000
$230,215,000 General Obligation Refunding Bonds (Building Better Communities) Series 2015B	1/21/2015	2030	The Series 2015B Bonds were issued to refund, defease and redeem all or a portion of the Building Better Communities Program, Series 2005. The Series 2015B Bonds were issued pursuant to Ordinance No. 5-47 and Resolution Nos. R-576-05 and R-870-14.	The Series 2015B Bonds are general obligations of the County and are payable from unlimited ad valorem taxes on all taxable real and tangible property within the County (excluding exempt property as required by Florida law). The full faith, credit and taxing power of the County are irrevocably pledged to the payment of principal of and interest on the Series 2015B Bonds.	3.000% to 5.000%	$0	$506,700	$506,700	$16,890,000
$227,215,000 General Obligation Bonds (Building Better Communities) Series 2015D	6/2/2016	2045	The Series 2015D Bonds were issued pursuant to voted authorization of $2,925,750,000 in County general obligation bonds authorized by the Ordinance and approved by the voters at a special election of the County held on November 2, 2004 to fund Building Better Communities Program (the "BBC Program Bonds"). The Series 2015D Bonds are being issued to pay the costs of various capital projects that are part of the Building Better Communities Program. The Series 2015D Bonds were issued pursuant to Ordinance No. 05-47, Resolution Nos. R-912-04, R-913-04, R-914-04,R-915-04, R-916-04, R-917-04, R-918-04, R-919-04, R-576-05 and R-1071-12.	The Series 2015D Bonds are general obligations of the County and are payable from unlimited ad valorem taxes on all taxable real and tangible property within the County (excluding exempt property as required by Florida law). The full faith, credit and taxing power of the County are irrevocably pledged to the payment of principal of and interest on the Series 2015D Bonds.	3.000% to 5.000%	$5,560,000	$7,828,400	$13,388,400	$160,465,000
$339,375,000 General Obligation Refunding Bonds (Building Better Communities) Series 2016A	5/11/2016	2038	The Series 2016A Bonds were issued to refund, defease and redeem all or a portion of the Building Better Communities Program, Series 2008A, 2008B, 2008B-1. The Series 2016A Bonds were issued pursuant to Ordinance No. 5-47 and Resolution Nos. R-576-05 and R-268-16.	The Series 2016A Bonds are general obligations of the County and are payable from unlimited ad valorem taxes on all taxable real and tangible property within the County (excluding exempt property as required by Florida law). The full faith, credit and taxing power of the County are irrevocably pledged to the payment of principal of and interest on the Series 2016A Bonds.	5.000%	$14,270,000	$12,361,250	$26,631,250	$232,955,000
$338,615,000 General Obligation Bonds (Building Better Communities) Series 2016A	5/28/2020	2045	The Series 2016A-1 and 2016A-2 Bonds were issued pursuant to voted authorization of $2,925,750,000 in County general obligation bonds authorized by the Ordinance and approved by the voters at a special election of the County held on November 2, 2004 to fund Building Better Communities Program (the "BBC Program Bonds"). The Series 2016A-1 and 2016A-2 Bonds are being issued to pay the costs of various capital projects that are part of the Building Better Communities Program and to pay the cost of issuance. The Series 2016A-1 and Series 2016A-2 Bonds were issued pursuant to Ordinance No. 05-47, Resolution Nos. R-912-04, R-913-04, R-914-04,R-915-04, R-916-04, R-917-04, R-918-04, R-919-04, R-576-05 and R-348-16.The Series 2016A and 2016B Bonds were remarketed on May 28,2020 to covert to Fixed Rate.	The Series 2016A-1 and 2016A-2 Bonds are general obligations of the County and are payable from unlimited ad valorem taxes on all taxable real and tangible property within the County (excluding exempt property as required by Florida law). The full faith, credit and taxing power of the County are irrevocably pledged to the payment of principal of and interest on the Series 2016A-1 and 2016A-2 Bonds.	4.000% to 5.000%	$9,895,000	$12,393,200	$22,288,200	$279,800,000
$32,660,000 General Obligation Refunding Bonds (Building Better Communities) Series 2020A	6/24/2020	2039	The Series 2020A Bonds were issued to refund a portion of the County's General Obligation Bonds (Building Better Communities Program), Series 2010A and pay the costs of issuance of the Series 2020A Bonds.	The Series 2020A Bonds are general obligations of the County and are payable from unlimited ad valorem taxes on all taxable real and tangible property within the County (excluding exempt property as required by Florida law). The full faith, credit and taxing power of the County are irrevocably pledged to the payment of principal of and interest on the Series 2020A Bonds.	4.000% to 5.000%	$1,460,000	$1,091,400	$2,551,400	$23,805,000
$168,775,000 General Obligation Refunding Bonds (Building Better Communities) Series 2020B	6/24/2020	2041	The Series 2020B Bonds were issued to refund a portion of the County's General Obligation Bonds (Building Better Communities Program), Series 2011A and pay the costs of issuance of the Series 2020B Bonds.	The Series 2020B Bonds are general obligations of the County and are payable from unlimited ad valorem taxes on all taxable real and tangible property within the County (excluding exempt property as required by Florida law). The full faith, credit and taxing power of the County are irrevocably pledged to the payment of principal of and interest on the Series 2020B Bonds.	0.900% to 2.750%	$7,505,000	$2,941,940	$10,446,940	$122,735,000
$180,830,000 General Obligation Bonds (Building Better Communities) Series 2021A	8/28/2024	2051	The Series 2021A Bonds were issued pursuant to voted authorization of $2,925,750,000 in County general obligation bonds authorized by the Ordinance and approved by the voters at a special election of the County held on November 2, 2004 to fund Building Better Communities Program (the "BBC Program Bonds"). The Series 2021A Bonds are being issued to pay the costs of various capital projects that are part of the Building Better Communities Program and to pay the cost of issuance. The Series 2021A Bonds were issued pursuant to Ordinance No. 05-47, Resolution Nos. R-912-04, R-913-04, R-914-04,R-915-04, R-916-04, R-917-04, R-918-04, R-919-04, R-576-05 and R-627-21. The Series 2021A Bonds were remarketed on August 28, 2024 to covert to Fixed Rate.	The Series 2021A Bonds are general obligations of the County and are payable from unlimited ad valorem taxes on all taxable real and tangible property within the County (excluding exempt property as required by Florida law). The full faith, credit and taxing power of the County are irrevocably pledged to the payment of principal of and interest on the Series 2021A Bonds.	5.000%	$3,620,000	$8,637,000	$12,257,000	$169,120,000
$142,710,000 General Obligation Bonds (Building Better Communities) Series 2024A	7/9/2025	2051	The Series 2024A Drawdown Bonds were issued pursuant to voted authorization of $2,925,750,000 in County general obligation bonds authorized by the Ordinance and approved by the voters at a special election of the County held on November 2, 2004 to fund Building Better Communities Program (the "BBC Program Bonds"). The Series 2016A-1 and 2016A-2 Bonds are being issued to pay the costs of various capital projects that are part of the Building Better Communities Program and to pay the cost of issuance. The Series 2024A Bonds were issued pursuant to Ordinance No. 05-47, Resolution Nos. R-912-04, R-913-04, R-914-04,R-915-04, R-916-04, R-917-04, R-918-04, R-919-04, R-576-05 and R-627.21. The Series 20214 Bonds were remarketed on July 9,2025 to covert to Fixed Rate.	The Series 2024A Bonds are general obligations of the County and are payable from unlimited ad valorem taxes on all taxable real and tangible property within the County (excluding exempt property as required by Florida law). The full faith, credit and taxing power of the County are irrevocably pledged to the payment of principal of and interest on the Series 2024A Bonds.	5.000%	$2,930,000	$6,988,500	$9,918,500	$136,840,000
$239,565,000 General Obligation Refunding Bonds (Building Better Communities) Series 2025A	7/29/2025	2035	The Series 2025A Bonds were issued to refund a portion of the County's General Obligation Bonds (Building Better Communities Program), Series 2013A and 2015B and pay the costs of issuance of the Series 2025A Bonds.	The Series 2025A Bonds are general obligations of the County and are payable from unlimited ad valorem taxes on all taxable real and tangible property within the County (excluding exempt property as required by Florida law). The full faith, credit and taxing power of the County are irrevocably pledged to the payment of principal of and interest on the Series 2025A Bonds.	5.000%	$22,905,000	$11,449,500	$34,354,500	$206,085,000

Name of the Financing	Issue Date	Final Maturity Date	Purpose	Security	Interest Rate	FY 2026-27 Principal Payment	FY 2026-27 Interest Payment	FY 2026-27 Total Debt Service Payment	FYE 2026-27 Outstanding Balance
$94,915,000 General Obligation Bonds (Public Health Trust Program) Series 2015C	1/21/2015	2044	The Series 2015C Bonds were issued pursuant to voted authorization of $830,000,000 in County general obligation bonds authorized by the Ordinance and approved by the voters at a special election of the County held on November 5, 2013 to fund Public Health Trust Program. The Series 2015C Bonds are being issued to pay the costs of various capital projects that are part of the Public Health Trust Program. The Series 2015C Bonds were issued pursuant to Ordinance No. 14-52, Resolution No R-497-14.	The Series 2015C Bonds are general obligations of the County and are payable from unlimited ad valorem taxes on all taxable real and tangible property within the County (excluding exempt property as required by Florida law). The full faith, credit and taxing power of the County are irrevocably pledged to the payment of principal of and interest on the Series 2015C Bonds.	3.000% to 5.000%	$2,710,000	$2,767,281	$5,477,281	$67,565,000
$191,260,000 General Obligation Bonds (Public Health Trust Program) Series 2016A	9/11/2018	2046	The Series 2016A Bonds were issued pursuant to voted authorization of $830,000,000 in County general obligation bonds authorized by the Ordinance and approved by the voters at a special election of the County held on November 5, 2013 to fund Public Health Trust Program. The Series 2016A Bonds are being issued to pay the costs of various capital projects that are part of the Public Health Trust Program. The Series 2016A Bonds were issued pursuant to Ordinance No. 14-52, Resolution No R-783-16.	The Series 2016A Bonds are general obligations of the County and are payable from unlimited ad valorem taxes on all taxable real and tangible property within the County (excluding exempt property as required by Florida law). The full faith, credit and taxing power of the County are irrevocably pledged to the payment of principal of and interest on the Series 2016A Bonds.	3.375% to 5.000%	$5,260,000	$6,235,625	$11,495,625	$152,205,000
$163,760,000 General Obligation Bonds (Public Health Trust Program) Series 2018A	7/31/2019	2048	The Series 2018A Bonds were issued pursuant to voted authorization of $830,000,000 in County general obligation bonds authorized by the Ordinance and approved by the voters at a special election of the County held on November 5, 2013 to fund Public Health Trust Program. The Series 2018A Bonds are being issued to pay the costs of various capital projects that are part of the Public Health Trust Program. The Series 2018A Bonds were issued pursuant to Ordinance No. 14-52, Resolution No R-783-16. The Series 2018A Bonds were remarketed on July 31, 2019 to covert to Fixed Rate.	The Series 2018A Bonds are general obligations of the County and are payable from unlimited ad valorem taxes on all taxable real and tangible property within the County (excluding exempt property as required by Florida law). The full faith, credit and taxing power of the County are irrevocably pledged to the payment of principal of and interest on the Series 2018A Bonds.	5.000%	$3,700,000	$7,127,000	$10,827,000	$138,840,000
$154,540,000 General Obligation Bonds (Public Health Trust Program) Series 2019A	2/4/2021	2049	The Series 2019A Bonds were issued pursuant to voted authorization of $830,000,000 in County general obligation bonds authorized by the Ordinance and approved by the voters at a special election of the County held on November 5, 2013 to fund Public Health Trust Program. The Series 2019A Bonds are being issued to pay the costs of various capital projects that are part of the Public Health Trust Program. The Series 2019A Bonds were issued pursuant to Ordinance No. 14-52, Resolution No R-783-16. The Series 2019A Bonds were remarketed on February 4,2021 to covert to Fixed Rate.	The Series 2019A Bonds are general obligations of the County and are payable from unlimited ad valorem taxes on all taxable real and tangible property within the County (excluding exempt property as required by Florida law). The full faith, credit and taxing power of the County are irrevocably pledged to the payment of principal of and interest on the Series 2019A Bonds.	5.000%	$3,355,000	$6,947,750	$10,302,750	$135,600,000
$112,295,000 General Obligation Bonds (Public Health Trust Program) Series 2021A	9/22/2021	2050	The Series 2021A Bonds were issued pursuant to voted authorization of $830,000,000 in County general obligation bonds authorized by the Ordinance and approved by the voters at a special election of the County held on November 5, 2013 to fund Public Health Trust Program. The Series 2021A Bonds are being issued to pay the costs of various capital projects that are part of the Public Health Trust Program. The Series 2021A Bonds were issued pursuant to Ordinance No. 14-52, Resolution No R-783-16. The Series 2021A Bonds were remarketed on September 22, 2021 to covert to Fixed Rate.	Th Series 2021A Bonds are general obligations of the County and are payable from unlimited ad valorem taxes on all taxable real and tangible property within the County (excluding exempt property as required by Florida law). The full faith, credit and taxing power of the County are irrevocably pledged to the payment of principal of and interest on the Series 2021A Bonds.	4.000% to 5.000%	$2,530,000	$4,272,800	$6,802,800	$100,795,000
$40,280,000 Capital Asset Acquisition Taxable Special Obligation Bonds Series 2010D	12/15/2010	2040	The Series 2010D Bonds were issued pursuant to Ordinance No. 10-72, and Resolution No. R-1067-10 (collectively, the "Bond Ordinance") to provide funds to pay the costs of acquisition, construction, improvement or renovation of certain capital assets, fund the Reserve Account for the Series 2010D Bonds and pay the cost of issuance, including the cost of Bond Insurance Policy of the County.	The Series 2010D Bonds are limited special obligations of the County and will be payable solely from legally available non-ad valorem revenues of the County budgeted and appropriated annually and actually deposited by the County in the Debt Service Account created under the Bond Ordinance.	7.500%	$0	$3,021,000	$3,021,000	$40,280,000
$29,720,000 Capital Asset Acquisition Special Obligation Bonds Series 2016A	8/24/2016	2046	The Series 2016A Bonds were issued pursuant to Ordinance No. 16-68, Resolution No. R-605-16 (collectively, the "Bond Ordinance") for the purpose of: (i) to provide funds to pay the costs of acquisition, construction, improvement or renovation of certain capital assets of the County; (ii) to pay the costs of issuance related to the Series 2016A Bonds.	The Series 2016A Bonds are limited special obligations of the County and will be payable solely from legally available non-ad valorem revenues of the County budgeted and appropriated annually and actually deposited by the County in the Debt Service Account created under the Bond Ordinance.	5.000%	$1,120,000	$1,052,250	$2,172,250	$19,925,000
$193,400,000 Capital Asset Acquisition Special Obligation Refunding Bonds Series 2016B	8/24/2016	2037	The Series 2016B Bonds were issued pursuant to Ordinance No. 16-68, Resolution No. R-605-16 (collectively, the "Bond Ordinance") for the purpose of: (i) to refund all of the County's Capital Asset Acquisition Special Obligation Bonds, Series 2004B; (ii) to refund all of the Public Service Tax Revenue Bonds, Series 2006; (iii) refund Capital Asset Acquisition Special Obligation Bonds, Series 2007A Bonds maturing on and after 4/1/2018; (iv) to refund Public Service Tax Revenue Bonds, Series 2007A maturing on and after 4/1/2018 and; (v) to pay costs of issuance.	The Series 2016B Bonds are limited special obligations of the County and will be payable solely from legally available non-ad valorem revenues of the County budgeted and appropriated annually and actually deposited by the County in the Debt Service Account created under the Bond Ordinance.	3.000% to 5.000%	$11,890,000	$4,376,953	$16,266,953	$98,010,000
$74,435,000 Capital Asset Acquisition Special Obligation Refunding Bonds Series 2017A	8/30/2017	2039	The Series 2017A Bonds were issued pursuant to, Resolution No. R-740-17(collectively, the "Bond Ordinance") for the purpose of: (i) to refund a portion of the County's Capital Asset Acquisition Special Obligation Bonds, Series 2009A and (ii) to pay costs of issuance.	The Series 2017A Bonds are limited special obligations of the County and will be payable solely from legally available non-ad valorem revenues of the County budgeted and appropriated annually and actually deposited by the County in the Debt Service Account created under the Bond Ordinance.	3.000% to 5.000%	$5,450,000	$1,580,888	$7,030,888	$34,565,000
$16,185,000 Capital Asset Acquisition Special Obligation Bonds Series 2018	8/31/2018	2033	The Series 2018 Bonds were issued pursuant to, Ordinance No. 07-51, Resolution No. R-773-18 (collectively, the "Bond Ordinance") for the purpose of funding: (i) American with Disabilities Elections equipment and the reimbursement of expenditures associated with QNIP and; (ii) to pay the costs of issuance related to the Series 2018 Bonds.	The Series 2018 Bonds are limited special obligations of the County and will be payable solely from legally available non-ad valorem revenues of the County budgeted and appropriated annually and actually deposited by the County in the Debt Service Account created under the Bond Ordinance.	3.140%	$1,090,000	$263,132	$1,353,132	$7,290,000
$64,650,000 Capital Asset Acquisition Special Obligation Bonds Series 2019A	8/28/2019	2040	The Series 2019A Bonds were issued pursuant to Ordinance No. 07-51, Resolution No. R-812-19 (collectively, the "Bond Ordinance") to fund all or a portion of the costs of the acquisition, development and construction of the Series 2019A Projects which include financing of fire rescue helicopters and Quality Neighborhood Improvement projects such as drainage, resurfacing, sidewalk and park projects and to pay the costs of issuance.	The Series 2019A Bonds are limited special obligations of the County and will be payable solely from legally available non-ad valorem revenues of the County budgeted and appropriated annually and actually deposited by the County in the Debt Service Account created under the Bond Ordinance.	5.000%	$2,575,000	$2,523,750	$5,098,750	$47,900,000
$96,930,000 Capital Asset Acquisition Special Obligation Bonds Series 2019B	8/29/2019	2040	The Series 2019B Bonds were issued pursuant to Ordinance No. 07-51, Resolution No. R-812-19 (collectively, the "Bond Ordinance") to refund all of the County's outstanding Capital Asset Acquisition Taxable Special Obligation Bonds, Series 2009B (Build America Bonds) and Capital Asset Acquisition Taxable Special Obligation Bonds, Series 2010B (Build America Bonds); and pay costs of issuance.	The Series 2019B Bonds are limited special obligations of the County and will be payable solely from legally available non-ad valorem revenues of the County budgeted and appropriated annually and actually deposited by the County in the Debt Service Account created under the Bond Ordinance.	5.000%	$3,835,000	$3,617,500	$7,452,500	$68,515,000
$124,835,000 Capital Asset Acquisition Special Obligation Bonds Series 2020C	9/30/2020	2038	The Series 2020C Bonds were issued pursuant to Ordinance No. 20-81 and Resolution No. R-825-20 (collectively, the "Bond Resolution") to (i) fund all or a portion of the costs of acquisition, construction, improvement and or renovation of the Series 2020C Projects and (ii) pay the costs of issuance related to the Series 2020C Bonds.	The Series 2020C Bonds are limited special obligations of the County and will be payable solely from legally available non-ad valorem revenues of the County budgeted and appropriated annually and actually deposited by the County in the Debt Service Account created under the Bond Ordinance.	4.000% to 5.000%	$0	$5,157,500	$5,157,500	$124,835,000
$73,475,000 Capital Asset Acquisition Special Obligation Refunding Bonds Series 2020D	9/30/2020	2038	The Series 2020D Bonds were issued pursuant to Ordinance No. 20-81 and Resolution No. R-825-20 (collectively, the "Bond Resolution") to (i) refund a portion of the County's outstanding Capital Asset Acquisition Special Obligation Bonds Series 2011A and 2013A and (ii) pay the costs of issuance related to the Series 2020D Bonds.	The Series 2020D Bonds are limited special obligations of the County and will be payable solely from legally available non-ad valorem revenues of the County budgeted and appropriated annually and actually deposited by the County in the Debt Service Account created under the Bond Ordinance.	1.500% to 2.200%	$6,515,000	$895,020	$7,410,020	$41,685,000
$81,330,000 Capital Asset Acquisition Special Obligation Bonds Series 2021A	7/28/2021	2047	The Series 2021A Bonds were issued pursuant to Ordinance No. 20-81 and Resolution No. R-585-21 (collectively, the "Bond Resolution") to (i) fund all or a portion of the costs of acquisition, construction, improvement and or renovation of the Series 2021A Projects and (ii) pay the costs of issuance related to the Series 2021A Bonds.	The Series 2021A Bonds are limited special obligations of the County and will be payable solely from legally available non-ad valorem revenues of the County budgeted and appropriated annually and actually deposited by the County in the Debt Service Account created under the Bond Ordinance.	4.000% to 5.000%	$2,235,000	$3,004,150	$5,239,150	$68,315,000
$59,160,000 Capital Asset Acquisition Special Obligation Refunding Bonds Series 2021B	7/28/2021	2027	The Series 2021B Bonds were issued pursuant to Ordinance No. 20-81 and Resolution No. R-585-21 (collectively, the "Bond Resolution") to (i) refund all of the County's outstanding Public Service Tax Bonds Series 2011 and prepay a portion of the County's outstanding 2011 Sunshine State Loan and (ii) pay the costs of issuance related to the Series 2021B Bonds.	The Series 2021B Bonds are limited special obligations of the County and will be payable solely from legally available non-ad valorem revenues of the County budgeted and appropriated annually and actually deposited by the County in the Debt Service Account created under the Bond Ordinance.	5.000%	$3,760,000	$188,000	$3,948,000	$0

APPENDIX R: MIAMI-DADE COUNTY OUTSTANDING DEE

Name of the Financing	Issue Date	Final Maturity Date	Purpose	Security	Interest Rate	FY 2026-27 Principal Payment	FY 2026-27 Interest Payment	FY 2026-27 Total Debt Service Payment	FYE 2026-27 Outstanding Balance
$88,060,000 Capital Asset Acquisition Special Obligation Bonds Series 2022A	9/6/2022	2052	The Series 2022A Bonds were issued pursuant to Ordinance No. 22-65 and Resolution No. R-604-22 (collectively, the "Bond Resolution") to (i) fund all or a portion of the costs of acquisition, construction, improvement and or renovation of the Series 2022A Projects and (ii) pay the costs of issuance related to the Series 2022A Bonds.	The Series 2022A Bonds are limited special obligations of the County and will be payable solely from legally available non-ad valorem revenues of the County budgeted and appropriated annually and actually deposited by the County in the Debt Service Account created under the Bond Ordinance.	5.000%	$1,620,000	$4,143,500	$5,763,500	$81,250,000
$172,385,000 Capital Asset Acquisition Special Obligation Bonds Series 2023A	8/10/2023	2048	The Series 2023A Bonds were issued pursuant to Ordinance No. 23-40 and Resolution No. R-573-23 (collectively, the "Bond Resolution") to (i) fund all or a portion of the costs of acquisition, construction, improvement and or renovation of the Series 2023A Projects and (ii) pay the costs of issuance related to the Series 2023A Bonds.	The Series 2023A Bonds are limited special obligations of the County and will be payable solely from legally available non-ad valorem revenues of the County budgeted and appropriated annually and actually deposited by the County in the Debt Service Account created under the Bond Ordinance.	5.000%	$4,180,000	$8,159,050	$12,339,050	$158,080,000
$234,960,000 Capital Asset Acquisition Special Obligation Bonds Series 2024A	8/13/2024	2054	The Series 2024A Bonds were issued pursuant to Ordinance No. 24-63 and Resolution No. R-638-24 (collectively, the "Bond Resolution") to (i) fund all or a portion of the costs of acquisition, construction, improvement and or renovation of the Series 2024A Projects and (ii) pay the costs of issuance related to the Series 2024A Bonds.	The Series 2024A Bonds are limited special obligations of the County and will be payable solely from legally available non-ad valorem revenues of the County budgeted and appropriated annually and actually deposited by the County in the Debt Service Account created under the Bond Ordinance.	5.000%	$2,070,000	$11,748,000	$13,818,000	$232,890,000
$91,207,213 Subordinate Special Obligation Bonds Series 2009	7/14/2009	2048	The Series 2009 Bonds were issued pursuant to Ordinance Nos. 97-210, 05-99, 09-22, Resolution Nos. R-336-09 and R-903-09 to provide funds to pay the costs of the Project with respect to the baseball stadium and to make a deposit to the Reserve Fund.	The Series 2009 Bonds are special limited obligations of the County and are payable from and secured equally by a pledge of and lien on the Designated CDT Revenues, all funds held in trust by the County for the Bondholders and any interest earned on those; and by a secondary pledge of the Sales Tax available after the payment of the Sales Tax Revenue Refunding Bonds, Taxable Series 1996A and the remaining outstanding Dade County, Florida Special Obligation and Refunding Bonds, Series 1996B. **The final payment on the Senior Sales Bonds was made on October 1, 2002.**	7.240% to 8.270%	$306,045	$748,955	$1,055,000	$331,217,931
$309,834,013 Subordinate Special Obligation Refunding Bonds Series 2016	7/27/2016	2041	The Series 2016 Bonds were issued pursuant to Ordinance Nos. 97-210, 05-99 and Resolution No. R-550-16 to refund all of the County's outstanding special obligation refunding bonds, Series 1996B, the outstanding subordinate special obligation bonds, Series 2005A and all the outstanding subordinate special obligation bonds, Series 2005B.	The Series 2016 Bonds are special limited obligations of the County and are payable from and secured equally by a pledge of and lien on the Designated CDT Revenues, all funds held in trust by the County for the Bondholders and any interest earned on those; and by a secondary pledge of the Sales Tax available.	3.300% to 5.000%	$8,595,000	$8,656,575	$17,251,575	$271,669,013
$171,270,000 Subordinate Special Obligation Refunding Bonds Series 2021A	1/7/2021	2031	The Series 2021A Bonds were issued pursuant to Ordinance Nos. 97-210, 05-99 and Resolution No. R-295-20 to refund all of the County's outstanding special obligation refunding bonds, Series 2012A maturing on or after October 1, 2023 and pay the costs of issuance of the Series 2021A Bonds.	The Series 2021A Bonds are special limited obligations of the County and are payable from and secured equally by a pledge of and lien on the Designated CDT Revenues, all funds held in trust by the County for the Bondholders and any interest earned on those; and by a secondary pledge of the Sales Tax available.	0.707% to 2.136%	$19,745,000	$2,336,657	$22,081,657	$112,040,000
$335,245,000 Subordinate Special Obligation Refunding Bonds Series 2021B	1/7/2021	2038	The Series 2021 B Bonds were issued pursuant to Ordinance Nos. 97-210, 05-99 and Resolution No. R-295-20 to refund all of the County's outstanding special obligation refunding bonds, Series 2012B and pay the cost of issuance of the Series 2021B Bonds.	The Series 2021B Bonds are special limited obligations of the County and are payable from and secured equally by a pledge of and lien on the Designated CDT Revenues, all funds held in trust by the County for the Bondholders and any interest earned on those; and by a secondary pledge of the Sales Tax available.	0.707% to 2.786%	$2,805,000	$8,206,391	$11,011,391	$320,200,000
$47,280,000 Junior Lien Special Obligation Bonds Series 2016A	4/18/2016	2032	The Series 2016A Bonds were issued pursuant to Ordinance No. 16-33 to: (i) fund a capital grant to the Frost Museum in the amount of $45,000,000; (ii) fund a debt service reserve funds and; (iii) to pay the cost of issuance of the 2016A Bonds.	The Series 2016 are secured by a third lien on the CDT revenues pursuant to the applicable ordinance and to the extent necessary, available sales tax revenues deposited in the debt service fund in a manner consistent with the previously issued CDT bonds.	2.920%	$3,385,000	$1,348,953	$4,733,953	$17,420,000
$45,850,000 Special Obligation Variable Rate Demand Bonds (Juvenile Courthouse Project) Series 2003B	9/5/2008	2043	The Series 2003B Bonds were issued pursuant to Ordinance No. 02-172 and Resolution No. R-144-03 (collectively the "Bond Ordinance"), to provide funds, together with other funds of the County, to finance the acquisition, construction and equipping of the Juvenile Courthouse Project and to pay for a Reserve Account Surety Bond for the Series 2003B Bonds. On September 5, 2008 the Series 2003B Bonds were converted from auction rate to variable rate pursuant to the Original Bond Ordinance and Resolution No. R-837-08, adopted by the Board on July 17, 2008.	The Series 2003B Bonds are limited obligations of the County payable solely from the Traffic Surcharge Revenue, all monies and investments, including earnings on such monies and investments held in pledged funds and accounts and a covenant to budget and appropriate from legally available non-ad valorem revenue in the event the Traffic Surcharge Revenue are insufficient to pay debt service on the Bonds. In addition, the Series 2003B Bonds are secured by an irrevocable direct-pay letter of credit issued by TD Bank, N.A.	Variable	$0	$1,883,000	$1,883,000	$37,660,000
$23,065,000 Special Obligation Court Facilities Bonds (Juvenile Courthouse Project) Series 2014B	1/9/2014	2043	The Series 2014B Bonds were issued pursuant to Ordinance No. 02-172 and Resolution No. R-969-13, (collectively the "Bond Ordinance") to provide funds together with other funds of the County, to finance the costs of completing the Juvenile Courthouse Project and to pay for cost of issuance.	The Series 2014B Bonds are limited obligations of the County payable solely from the Traffic Surcharge Revenue, all monies and investments, including earnings on such monies and investments held in pledged funds and accounts and a covenant to budget and appropriate from legally available non-ad valorem revenue in the event the Traffic Surcharge Revenue are insufficient to pay debt service on the Bonds.	4.00.0% to 5.000%	$680,000	$764,863	$1,444,863	$15,990,000
$44,710,000 Special Obligation Court Facilities Refunding Bonds (Juvenile Courthouse Project) Series 2015	10/6/2015	2035	The Series 2015 Bonds were issued pursuant to Resolution No. R-710-15 to provide funds to refund the outstanding Special Obligation Bonds (Juvenile Courthouse Project), Series 2003A and to pay for cost of issuance.	The Series 2015 Bonds are limited obligations of the County payable solely from the Traffic Surcharge Revenues in accordance with the Bond Ordinance and the 2015 Resolution, all monies and investments, including earnings on such monies and investments held in pledged funds and accounts and a covenant to budget and appropriate from legally available non-ad valorem revenues in the event the Traffic Surcharge Revenues are insufficient to pay debt service on the Bonds.	3.125% to 5.000%	$3,480,000	$1,671,781	$5,151,781	$37,920,000
$85,701,273 Professional Sports Franchise Facilities Tax Revenue Refunding Bonds Series 2009A	7/14/2009	2049	The Series 2009 Bonds were issued pursuant to Ordinance Nos. 09-23, 09-50 and Resolution No. R-335-09 (collectively, the "Bond Ordinance") and Chapter 125 and 166, Part II, Florida Statutes to provide funds to refund the outstanding Dade County, Florida Professional Sports Franchise Facilities Tax Revenue Refunding Bonds, Series 1998.	The Series 2009 Bonds are special obligations of the County payable solely from and secured by a pledge of the Professional Sports Franchise Facilities Tax Revenues and secondary pledge of the Tourist Development Tax Revenues, both taxes to be received from the State of Florida pursuant to Section 125.0104, Florida Statutes.	6.875% to 7.500%	$0	$5,597,500	$5,597,500	$192,732,162
$5,220,000 Professional Sports Franchise Facilities Tax Revenue Refunding Bonds Series 2009B	7/14/2009	2030	The Series 2009 Bonds were issued pursuant to Ordinance Nos. 09-23, 09-50 and Resolution No. R-335-09 (collectively, the "Bond Ordinance") and Chapter 125 and 166, Part II, Florida Statutes to provide funds to refund the outstanding Dade County, Florida Professional Sports Franchise Facilities Tax Revenue Refunding Bonds, Series 1998.	The Series 2009B Bonds are special obligations of the County payable solely from and secured by a pledge of the Professional Sports Franchise Facilities Tax Revenues and secondary pledge of the Tourist Development Tax Revenues, both taxes to be received from the State of Florida pursuant to Section 125.0104, Florida Statutes.	7.083%	$0	$369,733	$369,733	$5,220,000
$123,421,712 Professional Sports Franchise Facilities Tax Revenue Bonds Series 2009C	7/14/2009	2049	The Series 2009 Bonds were issued pursuant to Ordinance Nos. 09-23, 09-50 and Resolution No. R-335-09 (collectively, the "Bond Ordinance") and Chapter 125 and 166, Part II, Florida Statutes to provide funds to pay the costs of the baseball stadium.	The Series 2009C Bonds are special obligations of the County payable solely from and secured by a pledge of the Professional Sports Franchise Facilities Tax Revenues and secondary pledge of the Tourist Development Tax Revenues, both taxes to be received from the State of Florida pursuant to Section 125.0104, Florida Statutes.	6.750% to 7.500%	$0	$0	$0	$89,474,126
$5,000,000 Professional Sports Franchise Facilities Tax Revenue Bonds Series 2009D	7/14/2009	2030	The Series 2009 Bonds were issued pursuant to Ordinance Nos. 09-23, 09-50 and Resolution No. R-335-09 (collectively, the "Bond Ordinance") and Chapter 125 and 166, Part II, Florida Statutes to provide funds to pay the costs of the baseball stadium.	The Series 2009D Bonds are special obligations of the County payable solely from and secured by a pledge of the Professional Sports Franchise Facilities Tax Revenues and secondary pledge of the Tourist Development Tax Revenues, both taxes to be received from the State of Florida pursuant to Section 125.0104, Florida Statutes.	7.083%	$0	$354,150	$354,150	$5,000,000
$100,000,000 Professional Sports Franchise Facilities Tax Revenue Bonds Series 2009E	7/12/2019	2049	The Series 2009 Bonds were issued pursuant to Ordinance Nos. 09-23, 09-50 and Resolution No. R-335-09 (collectively, the "Bond Ordinance") and Chapter 125 and 166, Part II, Florida Statutes to provide funds to pay the costs of the baseball stadium.	The Series 2009E Bonds are special obligations of the County payable solely from and secured by a pledge of the Professional Sports Franchise Facilities Tax Revenues and secondary pledge of the Tourist Development Tax Revenues, both taxes to be received from the State of Florida pursuant to Section 125.0104, Florida Statutes.	Variable	$0	$5,000,000	$5,000,000	$100,000,000
$77,145,000 Professional Sports Franchise Facilities Tax Revenue Refunding Bonds Series 2018	9/05/2018	2040	The Series 2018 Bonds were issued pursuant to Ordinance Nos. 09-23, 09-50 and Resolution No. R-685-18 (collectively, the "Bond Ordinance") and Chapter 125 and 166, Part II, Florida Statutes to: (i) advance refund and defease a portion of the outstanding Series 2009C Bonds (including the Accreted Value on the Capital Appreciation Series 2009C Bonds as of 7/31/18) and (ii) to pay the cost of issuance of the Series 2018 Bonds.	The Series 2018 Bonds are special obligations of the County payable solely from and secured by a pledge of the Professional Sports Franchise Facilities Tax Revenues and secondary pledge of the Tourist Development Tax Revenues, both taxes to be received from the State of Florida pursuant to Section 125.0104, Florida Statutes.	3.356% to 4.265%	$10,885,000	$1,613,890	$12,498,890	$35,040,000
$42,925,000 Stormwater Utility Revenue Refunding Bonds Series 2020	9/9/2020	2029	The Series 2020 Bonds were issued pursuant to Ordinance Nos. 98-187 and Resolution No. R-292-20 to provide funds to (i) refund all of the Stormwater Utility Revenue Refunding Bonds Series 2013 and (ii) pay the costs of issuance if the Series 2020 Bonds.	The Series 2020 Bonds are payable on a parity basis with any Additional Bonds, any Refunding Bonds and any other First Lien Obligations. The Series 2020 Bonds are secured by Stormwater Utility Revenues as permitted under the provisions of Section 403.0893, Florida Statutes and the County Code.	5.000%	$5,405,000	$852,250	$6,257,250	$11,640,000

APPENDIX R: MIAMI-DADE COUNTY OUTSTANDING DEE

Name of the Financing	Issue Date	Final Maturity Date	Purpose	Security	Interest Rate	FY 2026-27 Principal Payment	FY 2026-27 Interest Payment	FY 2026-27 Total Debt Service Payment	FYE 2026-27 Outstanding Balance
SPECIAL OBLIGATION NOTES									
$15,600,000 Capital Asset Acquisition Refunding Notes Series 2020	4/21/2020	2027	The Series 2020 Notes were issued pursuant to Ordinance No. 02-135 and Resolution No. R- 294-20 to refund all of the County's outstanding Capital Asset Acquisition Special Obligation Notes Series 2008AB and pay costs of issuance.	The Series 2020 Notes are limited special obligations of the County and will be payable solely from legally available non-ad valorem revenues of the County budgeted and appropriated annually and actually deposited by the County in the Debt Service account created under the Bond Ordinance.	1.370%	$1,890,000	$25,893	$1,915,893	$0
AVIATION BONDS									
$600,000,000 Aviation Revenue Bonds Series 2002A (AMT)	12/19/2002	2037	The Series 2002A Bonds were issued pursuant to Ordinance Nos. 95-38, 96-31 and 97-207 and Resolution No. R-1261-02 to provide funds, together with other monies of the Aviation Department, for paying the cost of certain projects included in the Airport's Capital Improvement Plan.	The Series 2002A Bonds are payable solely from and are secured by a pledge of the Net Revenues derived from the Port Authority Properties ("PAP") under the provisions of the Trust Agreement.	5.050%	$0	$758	$758	$15,000
$433,565,000 Aviation Revenue Bonds Series 2008A (AMT)	6/26/2008	2028	The Series 2008A Bonds were issued pursuant to Ordinance No. 95-38, 96-31 and 97-207 and Resolution No. R-451-08 to provide funds, together with other monies of the Aviation Department, to pay the cost of certain projects included in the Airport's Capital Improvement Plan. Various maturities were refunded with the Series 2016B Bonds.	The Series 2008A Bonds are payable solely from and are secured by a pledge of the Net Revenues derived from the Port Authority Properties under the provisions of the Trust Agreement.	5.250%	$0	$788	$788	$15,000
$106,845,000 Aviation Revenue Refunding Bonds Series 2012B (Non-AMT)	12/11/2012	2030	The Series 2012 Bonds were issued pursuant to Resolution No. R-836-12 for the purposes of: (i) currently refunding and redeeming all the Series 1997C and 2000B series and (ii) paying certain costs of issuance relating to the Series 2012 Bonds.	The Series 2012B (Non-AMT) Bonds are payable solely from and are secured by a pledge of the Net Revenues derived from the Port Authority Properties under the provisions of the Trust Agreement.	3.000% to 5.000%	$0	$81,000	$81,000	$2,700,000
$315,730,000 Aviation Revenue Refunding Bonds Series 2016A (Non-AMT)	8/25/2016	2027	The Series 2016A (Non-AMT) Bonds were issued pursuant to Resolution No. R-551-16 for the purposes of: (i) refunding and redeeming all or a portion of the outstanding Miami-Dade County, Florida Aviation Revenue Bonds, Series 2007B, 2008B, 2009Band 2010A; (ii) financing certain capital projects of the CIP; (iii) making a deposit to the reserve account and; (iv) paying certain cost of issuance relating to the Series 2016A Bonds.	The Series 2016A (Non-AMT) Bonds are payable solely from and are secured by a pledge of the Net Revenues derived from the Port Authority Properties under the provisions of the Trust Agreement.	5.000%	$10,260,000	$256,500	$10,516,500	$0
$428,645,000 Aviation Revenue Refunding Bonds Series 2016B (Taxable)	8/25/2016	2042	The Series 2016B Bonds were issued pursuant to Resolution No. R-551-16 for the purposes of: (i) refunding and redeeming all or a portion of the outstanding Miami-Dade County, Florida Aviation Revenue Bonds, Series 2003E, 2007A, 2007C, 2008A and 2009A; (ii) financing certain capital projects of the CIP; (iii) making a deposit to the reserve account and; (iv) paying certain cost of issuance relating to the Series 2016B Bonds.	The Series 2016B (AMT) Bonds are payable solely from and are secured by a pledge of the Net Revenues derived from the Port Authority Properties under the provisions of the Trust Agreement.	2.368% to 3.856%	$38,865,000	$7,087,067	$45,952,067	$182,210,000
$145,800,000 Aviation Revenue Refunding Bonds Series 2017A (AMT)	3/24/2017	2041	The Series 2017A Bonds were issued pursuant to Resolution No. R-182-17 for the purposes of: (i) refunding and redeeming all or a portion of the outstanding Miami-Dade County, Florida Aviation Revenue Bonds, Series 2007A; (ii) making a deposit to the reserve account and; (iii) paying certain cost of issuance relating to the Series 2017 Bonds.	The Series 2017A Bonds are payable solely from and are secured by a pledge of the Net Revenues derived from the Port Authority Properties under the provisions of the Trust Agreement.	4.000%	$0	$5,832,000	$5,832,000	$145,800,000
$378,870,000 Aviation Revenue Refunding Bonds Series 2017B (AMT)	8/29/2017	2041	The Series 2017B Bonds were issued pursuant to Resolution No. R-741-17 for the purposes of: (i) refunding and redeeming all or a portion of the outstanding Miami-Dade County, Florida Aviation Revenue Bonds, Series 2007A and 2007C; (ii) making a deposit to the reserve account if necessary and; (iii) paying certain cost of issuance relating to the Series 2017 Bonds.	The Series 2017B Bonds are payable solely from and are secured by a pledge of the Net Revenues derived from the Port Authority Properties under the provisions of the Trust Agreement.	5.000%	$0	$15,177,250	$15,177,250	$303,545,000
$314,565,000 Aviation Revenue Refunding Bonds Series 2017D (Taxable)	8/29/2017	2042	The Series 2017D Bonds were issued pursuant to Resolution No. R-741-17 for the purposes of: (i) refunding and redeeming all or a portion of the outstanding Miami-Dade County, Florida Aviation Revenue Bonds, Series 2003E, 2008A and 2009A; (ii) making a deposit to the reserve account if necessary and; (iii) paying certain cost of issuance relating to the Series 2017 Bonds.	The Series 2017D Bonds are payable solely from and are secured by a pledge of the Net Revenues derived from the Port Authority Properties under the provisions of the Trust Agreement.	2.569% to 3.982%	$13,995,000	$9,738,067	$23,733,067	$251,505,000
$19,745,000 Aviation Revenue Refunding Bonds Series 2018A (AMT)	8/30/2018	2042	The Series 2018A Bonds were issued pursuant to Resolution No. R-684-18 for the purposes of: (i) refunding and redeeming all or a portion of the outstanding Miami- Dade County, Florida Aviation Revenue Bonds Series 2003E and 2008A; (ii) making a deposit to the reserve account if necessary and; (iii) paying certain cost of issuance relating to the Series 2018 Bonds.	The Series 2018A Bonds are payable solely from and are secured by a pledge of the Net Revenues derived from the Port Authority Properties under the provisions of the Trust Agreement.	5.000%	$0	$491,500	$491,500	$9,830,000
$766,815,000 Aviation Revenue Refunding Bonds Series 2018C (Taxable)	8/30/2018	2042	The Series 2018C Bonds were issued pursuant to Resolution No. R-684-18 for the purposes of: (i) refunding and redeeming all or a portion of the outstanding Miami- Dade County, Florida Aviation Revenue Bonds Series 2009A, 2009B and 2010A; (ii) making a deposit to the reserve account if necessary and; (iii) paying certain cost of issuance relating to the Series 2018 Bonds.	The Series 2018C Bonds are payable solely from and are secured by a pledge of the Net Revenues derived from the Port Authority Properties under the provisions of the Trust Agreement.	3.285% to 4.280%	$17,845,000	$29,399,254	$47,244,254	$692,145,000
$282,180,000 Aviation Revenue Bonds Series 2019A (AMT)	5/30/2019	2050	The Series 2019A Bonds were issued pursuant to Resolution No. R-684-18 for the purposes of: (i) refunding all of the outstanding Miami-Dade Florida Aviation Commercial Paper Notes, Series C (AMT); (ii) making a deposit to the Reserve Account if necessary; (iii) financing or reimbursing the County for all or a portion of the cost of certain Improvements to the Port Authority Properties, paying certain cost of issuance relating to the Series 2019 Bonds and; (iv) paying capitalized interest, if any, on a portion of the Series 2019 Bonds.	The Series 2019A Bonds are payable solely from and are secured by a pledge of the Net Revenues derived from the Port Authority Properties under the provisions of the Trust Agreement.	4.000% to 5.000%	$0	$13,640,200	$13,640,200	$282,180,000
$212,745,000 Aviation Revenue Refunding Bonds Series 2019B (Taxable)	5/30/2019	2035	The Series 2019B Bonds were issued pursuant to Resolution No. R-684-18 for the purposes of: (i) refunding all or a portion of the outstanding Miami-Dade County Florida Aviation Revenue Bonds Series 2009A, Series 2010A and Series 2010B; (ii) making a deposit to the Reserve Account if necessary; (iii) financing or reimbursing the County for all or a portion of the cost of certain Improvements to the Port Authority Properties, paying certain cost of issuance relating to the Series 2019 Bonds and; (iv) paying capitalized interest, if any, on a portion of the Series 2019 Bonds.	The Series 2019B Bonds are payable solely from and are secured by a pledge of the Net Revenues derived from the Port Authority Properties under the provisions of the Trust Agreement.	2.755% to 3.555%	$17,040,000	$5,366,538	$22,406,538	$155,320,000
$360,500,000 Aviation Revenue Refunding Bonds Series 2019E (Taxable)	9/19/2019	2033	The Series 2019E Bonds were issued pursuant to Resolution No. R-811-19 to refund a portion of the Miami-Dade County, Florida Aviation Revenue Bonds, Series 2012A and Series 2012B and pay costs of issuance.	The Series 2019E Bonds are payable solely from and are secured by a pledge of the Net Revenues derived from the Port Authority Properties under the provisions of the Trust Agreement.	1.966% to 2.649%	$43,385,000	$7,697,479	$51,082,479	$290,210,000
$301,760,000 Aviation Revenue Refunding Bonds Series 2020A (Non-AMT)	12/17/2020	2042	The Series 2020A Bonds were issued pursuant to Resolution No. R-376-20 to refund a portion of the Miami-Dade County, Florida Aviation Revenue Bonds, Series 2010A and Series 2010B and pay costs of issuance.	The Series 2020A Bonds are payable solely from and are secured by a pledge of the Net Revenues derived from the Port Authority Properties under the provisions of the Trust Agreement.	4.000% to 5.000%	$0	$9,757,650	$9,757,650	$230,210,000
$113,970,000 Aviation Revenue Refunding Bonds Series 2020B (Taxable)	12/17/2020	2042	The Series 2020B Bonds were issued pursuant to Resolution No. R-376-20 to refund a portion of the Miami-Dade County, Florida Aviation Revenue Bonds, Series 2010A, 2010B, 2012A, 2012B, 2016B, 2019E and pay costs of issuance.	The Series 2020B Bonds are payable solely from and are secured by a pledge of the Net Revenues derived from the Port Authority Properties under the provisions of the Trust Agreement.	1.229% to 3.270%	$1,935,000	$2,140,167	$4,075,167	$74,000,000
$177,670,000 Double-Barreled Aviation (General Obligation) Bonds Series 2020	10/22/2020	2041	The Series 2020 Bonds were issued pursuant to Ordinance No. 86-75 and Resolution No. R-293-20 to provide funds, together with other monies of the Aviation Department, to refund all of the Miami Dade County Double Barreled Aviation (General Obligation) Bonds Series 2010.	The Series 2020 Bonds are payable first from the Net Revenues derived from the Port Authority Properties and to the extent Net Available Airport Revenues are not sufficient, are additionally secured by the full faith, credit and taxing power of the County.	2.250% to 5.000%	$7,705,000	$5,068,581	$12,773,581	$145,990,000
$779,730,000 Aviation Revenue Refunding Bonds Series 2024A (AMT)	8/1/2024	2037	The Series 2024A Bonds were issued pursuant to Resolution No. R-534-24 to refund a portion of the Miami-Dade County, Florida Aviation Revenue Bonds, Series 2014 and Series 2014A and pay costs of issuance.	The Series 2024A Bonds are payable solely from and are secured by a pledge of the Net Revenues derived from the Port Authority Properties under the provisions of the Trust Agreement.	5.000%	$0	$38,986,500	$38,986,500	$779,730,000
$38,455,000 Aviation Revenue Refunding Bonds Series 2024B (Non-AMT)	8/1/2024	2038	The Series 2024B Bonds were issued pursuant to Resolution No. R-534-24 to refund the Miami-Dade County, Florida Aviation Revenue Bonds, Series 2014B and pay costs of issuance.	The Series 2024B Bonds are payable solely from and are secured by a pledge of the Net Revenues derived from the Port Authority Properties under the provisions of the Trust Agreement.	5.000%	$0	$5,843,000	$5,843,000	$116,860,000

Name of the Financing	Issue Date	Final Maturity Date	Purpose	Security	Interest Rate	FY 2026-27 Principal Payment	FY 2026-27 Interest Payment	FY 2026-27 Total Debt Service Payment	FYE 2026-27 Outstanding Balance
$262,505,000 Aviation Revenue Bonds Series 2025A (AMT)	3/11/2025	2056	The Series 2025A Bonds were issued pursuant to Resolution No. R-1-25 for the purposes of: (i) refunding the outstanding Miami-Dade County, Florida Aviation Commercial Paper Notes Series 2021; (ii) making a deposit to the Reserve Account if necessary; (iii) financing or reimbursing the County for all or a portion of the cost of certain Improvements to the Port Authority Properties, paying certain cost of issuance relating to the Series 2025A Bonds and; (iv) paying capitalized interest, if any, on a portion of the Series 2025A Bonds.	The Series 2025A Bonds are payable solely from and are secured by a pledge of the Net Revenues derived from the Port Authority Properties under the provisions of the Trust Agreement.	5.250% to 5.500%	$0	$14,237,050	$14,237,050	$262,505,000
$71,225,000 Aviation Revenue Bonds Series 2025B (AMT)	3/11/2025	2056	The Series 2025B Bonds were issued pursuant to Resolution No. R-1-25 for the purposes of: (i) refunding the outstanding Miami-Dade County, Florida Aviation Commercial Paper Notes Series 2021; (ii) making a deposit to the Reserve Account if necessary; (iii) financing or reimbursing the County for all or a portion of the cost of certain Improvements to the Port Authority Properties, paying certain cost of issuance relating to the Series 2025B Bonds and; (iv) paying capitalized interest, if any, on a portion of the Series 2025B Bonds.	The Series 2025B Bonds are payable solely from and are secured by a pledge of the Net Revenues derived from the Port Authority Properties under the provisions of the Trust Agreement.	5.000%to 5.250%	$0	$3,686,475	$3,686,475	$71,255,000
$188,150,000 Aviation Revenue Bonds Series 2025C (AMT)	3/11/2025	2049	The Series 2025C Bonds were issued pursuant to Resolution No. R-1-25 for the purposes of: (i) refunding the outstanding Miami-Dade County, Florida Aviation Commercial Paper Notes Series 2021; (ii) making a deposit to the Reserve Account if necessary; (iii) financing or reimbursing the County for all or a portion of the cost of certain Improvements to the Port Authority Properties, paying certain cost of issuance relating to the Series 2025C Bonds and; (iv) paying capitalized interest, if any, on a portion of the Series 2025C Bonds.	The Series 2025C Bonds are payable solely from and are secured by a pledge of the Net Revenues derived from the Port Authority Properties under the provisions of the Trust Agreement.	5.552%to 5.622%	$0	$10,540,791	$10,540,791	$188,150,000
$373,785,000 Aviation Revenue Refunding Bonds Series 2026A (AMT)	7/9/2026	2046	The Series 2026A Bonds were issued pursuant to Resolution No. R-281-26 for the purposes of: (i) refunding and redeeming all the outstanding Miami-Dade County, Florida Aviation Revenue and Revenue Refunding Bonds, Series 2015A (AMT); and (ii) paying certain cost of issuance relating to the Series 2026A Bonds.	The Series 2026A Bonds are payable solely from and are secured by a pledge of the Net Revenues derived from the Port Authority Properties under the provisions of the Trust Agreement.	5.000%	$1,335,000	$13,568,246	$14,903,246	$372,450,000
$264,365,000 Aviation Revenue Refunding Bonds Series 2026B (Non-AMT)	7/9/2026	2046	The Series 2026B Bonds were issued pursuant to Resolution No. R-281-26 for the purposes of: (i) refunding and redeeming a portion of the outstanding Miami-Dade County, Florida Aviation Revenue Refunding Bonds, Series 2012B (Non-AMT), all the outstanding Miami-Dade County Aviation Revenue Refunding Bonds, Series 2015B (Non-AMT), and a portion of the outstanding Miami-Dade County Florida Aviation Revenue Refunding Bonds, Series 2016A (Non-AMT); and (ii) paying certain cost of issuance relating to the Series 2026B Bonds.	The Series 2026B Bonds are payable solely from and are secured by a pledge of the Net Revenues derived from the Port Authority Properties under the provisions of the Trust Agreement.	5.000%	$8,435,000	$9,409,074	$17,844,074	$255,930,000
PUBLIC HEALTH TRUST									
$81,215,000 Public Facilities Revenue and Revenue Refunding Bonds (Jackson Memorial Hospital) Series 2017	6/1/2017	2039	The Series 2017 Bonds were issued pursuant to Ordinance Nos. 05-49, as amended by Ordinance 17-1 and Resolutions No. R-26-17. The bonds were issued to refund a portion of the Series 2005 Bonds and the outstanding Series 2009 Bonds and pay cost of issuance.	The Series 2017 Bonds are special limited obligations of the County payable solely from the Pledged Revenues of the Public Health Trust as defined in the Master Ordinance.	4.000% to 5.000%	$2,755,000	$3,251,650	$6,006,650	$62,325,000
$219,615,000 Public Facilities Revenue and Revenue Refunding Bonds (Jackson Health System) Series 2025	3/27/2025	2055	The Series 2025 Bonds were issued pursuant to Ordinance Nos. 05-49, as amended by Ordinance 17-01 and Ordinance No. 25-9 and Resolution No. R-169-25. The bonds were issued to: (i) pay or reimburse PHT for the cost of certain additions to the PHT's health facilities (ii) current refund and redeem the Series 2015A Bonds maturing after June 1, 2026 and (iii) pay cost of issuance.	The Series 2025 Bonds are special limited obligations of the County payable solely from the Pledged Revenues of the Public Health Trust as defined in the Master Ordinance.	4.000% to 5.000%	$9,330,000	$10,845,500	$20,175,500	$201,405,000
CAUSEWAY BONDS									
$31,610,000 Rickenbacker Causeway Revenue Bonds Series 2014	9/10/2014	2044	The Series 2014 Bonds were issued pursuant to Ordinance No. 13-110 and Resolution No. R-971-13 to: (i) pay for the costs of the acquisition, construction and equipping - required to rehabilitate the Bear Cut and West Bridges on the Rickenbacker Causeway; (ii) make a deposit to the Reserve Account and; (ii) pay the costs of issuance related to the Series 2014 Bonds.	The Series 2014 Bonds are special and limited obligations of the County payable solely from and secured by the Pledged Revenues of the Rickenbacker Causeway as defined in the Master Ordinance.	5.000%	$860,000	$1,200,000	$2,060,000	$23,570,000
SEAPORT BONDS									
$200,215,000 Seaport Revenue Refunding Bonds Series 2021A-1 (AMT)	9/15/2021	2046	The Series 2021A-1 Bonds were issued pursuant to Ordinance No. 21-74 and Resolution No. R-697-21 to provide funds to: (i) refund certain interim indebtness (CP Obligations) of the Seaport Department; (ii) refund all the County's Seaport Revenue Bonds, Series 2013A, Series 2013B, Series 2013D, Series 2014A, and Series 2014B; (iii) refund all the Capital Asset Acquisition Special Obligation Bonds Series 2010E; (iv) refund all the Seaport General Obligation Refunding Bonds, 2011C,; (v) refund all or a portion of the outstanding Sunshine State Governmental Multimodal Revenue Bonds, Series 2010A, 2010A-1, 2010B, 2010B-1, 2011B-1, and 2011C-1; (vi) fund a deposit to the related reserve account; (iii) pay cost of insurance on the related Series 2021 A Bonds and; (iv) pay costs of issuance.	The Series 2021A Bonds are payable solely from and secured equally by a pledge of and lien on the Net Revenues of the Seaport Department on a parity basis with certain other outstanding parity Seaport Bonds payable from Net Revenues of the Seaport Department.	4.000%	$0	$8,008,600	$8,008,600	$200,215,000
$216,870,000 Seaport Revenue Refunding Bonds Series 2021A-2 (Non-AMT)	9/15/2021	2051	The Series 2021A-2 Bonds were issued pursuant to Ordinance No. 21-74 and Resolution No. R-697-21 to provide funds to: (i) refund certain interim indebtness (CP Obligations) of the Seaport Department; (ii) refund all the County's Seaport Revenue Bonds, Series 2013A, Series 2013B, Series 2013D, Series 2014A, and Series 2014B; (iii) refund all the Capital Asset Acquisition Special Obligation Bonds Series 2010E; (iv) refund all the Seaport General Obligation Refunding Bonds, 2011C; (v) refund all or a portion of the outstanding Sunshine State Governmental Multimodal Revenue Bonds, Series 2010A, 2010A-1, 2010B, 2010B-1, 2011B-1, and 2011C-1; (vi) fund a deposit to the related reserve account; (iii) pay cost of insurance on the related Series 2021 A Bonds and; (iv) pay costs of issuance.	The Series 2021A Bonds are payable solely from and secured equally by a pledge of and lien on the Net Revenues of the Seaport Department on a parity basis with certain other outstanding parity Seaport Bonds payable from Net Revenues of the Seaport Department.	3.000% to 4.000%	$0	$8,033,800	$8,033,800	$216,870,000
$383,240,000 Seaport Revenue Refunding Bonds Series 2021A-3 (Taxable)	9/15/2021	2040	The Series 2021A-3 Bonds were issued pursuant to Ordinance No. 21-74 and Resolution No. R-697-21 to provide funds to: (i) refund certain interim indebtness (CP Obligations) of the Seaport Department,; (ii) refund all the County's Seaport Revenue Bonds, Series 2013A, Series 2013B, Series 2013D, Series 2014A, and Series 2014B; (iii) refund all the Capital Asset Acquisition Special Obligation Bonds Series 2010E; (iv) refund all the Seaport General Obligation Refunding Bonds, 2011C; (v) refund all or a portion of the outstanding Sunshine State Governmental Multimodal Revenue Bonds, Series 2010A, 2010A-1, 2010B, 2010B-1, 2011B-1, and 2011C-1; (vi) fund a deposit to the related reserve account; (iii) pay cost of insurance on the related Series 2021 A Bonds and; (iv) pay costs of issuance.	The Series 2021A Bonds are payable solely from and secured equally by a pledge of and lien on the Net Revenues of the Seaport Department on a parity basis with certain other outstanding parity Seaport Bonds payable from Net Revenues of the Seaport Department.	0.467% to 2.842%	$22,145,000	$7,449,686	$29,594,686	$319,195,000
$184,455,000 Seaport Subordinate Revenue Refunding Bonds Series 2021B-1 (AMT)	9/15/2021	2051	The Series 2021B-1 Bonds were issued pursuant to Ordinance No. 21-74 and Resolution No. R-697-21 to provide funds to: (i) refund certain interim indebtness (CP Obligations) of the Seaport Department; (ii) refund all the County's Seaport Revenue Bonds, Series 2013A, Series 2013B, Series 2013D, Series 2014A, and Series 2014B; (iii) refund all the Capital Asset Acquisition Special Obligation Bonds Series 2010E; (iv) refund all the Seaport General Obligation Refunding Bonds, 2011C; (v) refund all or a portion of the outstanding Sunshine State Governmental Multimodal Revenue Bonds, Series 2010A, 2010A-1, 2010B, 2010B-1, 2011B-1, and 2011C-1; (vi) fund a deposit to the related reserve account; (iii) pay cost of insurance on the related Series 2021 A Bonds and; (iv) pay costs of issuance.	The Subordinate Series 2021B Bonds constitute Subordinate Bonds under the Master Ordinance are payable solely from and secured equally by a pledge of and lien on the Net Revenues of the Seaport Department on a parity basis with certain other outstanding Subordinate/Junior Seaport Bonds payable from Net Revenues of the Seaport Department. The County has covenanted to budget and appropriate monies from legally available non ad valorem revenues to replenish any deficiency in the debt service reserve account.	4.000%	$0	$7,378,200	$7,378,200	$184,455,000

APPENDIX R: MIAMI-DADE COUNTY OUTSTANDING DEE

Name of the Financing	Issue Date	Final Maturity Date	Purpose	Security	Interest Rate	FY 2026-27 Principal Payment	FY 2026-27 Interest Payment	FY 2026-27 Total Debt Service Payment	FYE 2026-27 Outstanding Balance
$99,520,000 Seaport Subordinate Revenue Refunding Bonds Series 2021B-2 (Non-AMT)	9/15/2021	2044	The Series 2021B-2 Bonds were issued pursuant to Ordinance No. 21-74 and Resolution No. R-697-21 to provide funds to: (i) refund certain interim indebtness (CP Obligations) of the Seaport Department; (ii) refund all the County's Seaport Revenue Bonds, Series 2013A, Series 2013B, Series 2013D, Series 2014A, and Series 2014B; (iii) refund all the Capital Asset Acquisition Special Obligation Bonds Series 2010E; (iv) refund all the Seaport General Obligation Refunding Bonds, 2011C; (v) refund all or a portion of the outstanding Sunshine State Governmental Multimodal Revenue Bonds, Series 2010A, 2010A-1, 2010B, 2010B-1, 2011B-1, and 2011C-1; (vi) fund a deposit to the related reserve account; (iii) pay cost of insurance on the related Series2021A Bonds and; (iv) pay costs of issuance.	The Subordinate Series 2021B Bonds constitute Subordinate Bonds under the Master Ordinance are payable solely from and secured equally by a pledge of and lien on the Net Revenues of the Seaport Department on a parity basis with certain other outstanding Subordinate/Junior Seaport Bonds payable from Net Revenues of the Seaport Department. The County has covenanted to budget and appropriate monies from legally available non ad valorem revenues to replenish any deficiency in the debt service reserve account.	4.000%	$0	$3,980,800	$3,980,800	$99,520,000
$158,530,000 Seaport Subordinate Revenue Refunding Bonds Series 2021B-3 (Taxable)	9/15/2021	2039	The Series 2021B-3 Bonds were issued pursuant to Ordinance No. 21-74 and Resolution No. R-697-21 to provide funds to: (i) refund certain interim indebtness (CP Obligations) of the Seaport Department; (ii) refund all the County's Seaport Revenue Bonds, Series 2013A, Series 2013B, Series 2013D, Series 2014A, and Series 2014B; (iii) refund all the Capital Asset Acquisition Special Obligation Bonds Series 2010E; (iv) refund all the Seaport General Obligation Refunding Bonds, 2011C; (v) refund all or a portion of the outstanding Sunshine State Governmental Multimodal Revenue Bonds, Series 2010A, 2010A-1, 2010B, 2010B-1, 2011B-1, and 2011C-1; (vi) fund a deposit to the related reserve account; (iii) pay cost of insurance on the related Series 2021A Bonds and; (iv) pay costs of issuance.	The Subordinate Series 2021B Bonds constitute Subordinate Bonds under the Master Ordinance are payable solely from and secured equally by a pledge of and lien on the Net Revenues of the Seaport Department on a parity basis with certain other outstanding Subordinate/Junior Seaport Bonds payable from Net Revenues of the Seaport Department. The County has covenanted to budget and appropriate monies from legally available non ad valorem revenues to replenish any deficiency in the debt service reserve account.	1.049% to 2.862%	$11,000,000	$3,090,674	$14,090,674	$136,760,000
$522,000,000 Seaport Revenue Refunding Bonds Series 2022A (AMT)	2/8/2023	2053	The Series 2022A Bonds were issued pursuant to Ordinance No. 21-74 and Resolution No. R-1046-22 to provide funds, along with proceeds of the Series 2022B Bonds, to: (i) refund the County's outstanding Capital Asset Special Obligation Bonds, Series 2020B (Taxable); (ii) refund all the outstanding Seaport Commercial Paper Notes, Series B-1 (AMT) and Series B-2 (Taxable); (iii) fund a deposit to the Revenue Bonds Subaccount in the Senior Reserve Account; and, (iv) pay costs of issuance.	The Series 2022A Bonds are payable solely from and secured equally by a pledge of and lien on the Net Revenues of the Seaport Department on a parity basis with certain other outstanding parity Seaport Bonds payable from Net Revenues of the Seaport Department.	5.000% to 5.250%	$7,935,000	$26,133,250	$34,068,250	$507,555,000
$12,810,000 Seaport Revenue Refunding Bonds Series 2022B (NON-AMT)	2/8/2023	2038	The Series 2022A Bonds were issued pursuant to Ordinance No. 21-74 and Resolution No. R-1046-22 to provide funds, along with proceeds of the Series 2022B Bonds, to: (i) refund the County's outstanding Capital Asset Special Obligation Bonds, Series 2020B (Taxable); (ii) refund all the outstanding Seaport Commercial Paper Notes, Series B-1 (AMT) and Series B-2 (Taxable); (iii) fund a deposit to the Revenue Bonds Subaccount in the Senior Reserve Account; and, (iv) pay costs of issuance.	The Series 2022B Bonds are payable solely from and secured equally by a pledge of and lien on the Net Revenues of the Seaport Department on a parity basis with certain other outstanding parity Seaport Bonds payable from Net Revenues of the Seaport Department.	5.000%	$0	$640,500	$640,500	$12,810,000
$448,640,000 Seaport Revenue Bonds Series 2023 (TAXABLE)	12/15/2023	2056	The Series 2023 Bonds were issued pursuant to Ordinance No. 23-19 and Resolution No. R-684-23 to provide funds, along with proceeds of the Series 2023 Bonds, to: (i) pay the costs of the Series 2023 Project, (ii) funding capitalized interest (iii) fund a deposit to the Series 2023 Reserve Subaccount; and, (iv) pay costs of issuance.	The Series 2023 Bonds are payable solely from and secured equally by a pledge of and lien on the Net Revenues of the Seaport Department on a parity basis with certain other outstanding parity Seaport Bonds payable from Net Revenues of the Seaport Department.	5.245-6.224%	$5,855,000	$27,224,399	$33,079,399	$442,785,000
SOLID WASTE BONDS									
$83,755,000 Solid Waste System Revenue Refunding Bonds, Series 2015	12/17/2015	2031	The Series 2005 Bonds were issued pursuant to Ordinance Nos. 96-168 and Resolution No. R-972-15 to: (i) refund all the outstanding bonds and (ii) pay the costs of issuance of the Series 2015 Bonds, including the premium for a financial guaranty insurance policy.	The Series 2155 Bonds are special and limited obligations of the County, payable solely from and secured by a prior lien upon and a pledge of the Pledged Revenues of the System, as provided in the Bond Ordinance.	3.000% to 5.000%	$3,435,000	$631,000	$4,066,000	$15,265,000
PEOPLE'S TRANSPORTATION BONDS									
$187,590,000 Transit System Sales Surtax Revenue Bonds Series 2010B (Taxable BABs)	9/14/2010	2040	The Series 2010B Bonds were issued pursuant to Ordinance Nos. 02-116, 05-48, 09-65 and Resolution No. R-803-10 to: (i) provide funds to pay all or a portion of the cost of certain transportation and transit projects; (ii) make a deposit to the Reserve Account; (iii) pay capitalized interest on the Bonds through July 1, 2012 and; (iv) pay the cost of issuance of the Series 2010B Bonds.	The Series 2010B Bonds are secured by a prior lien upon and a pledge of: (i) the funds collected and received from the Transit System Sales Surtax, less certain administrative expenses and distributions required to be made to certain cities located within the County and (ii) the monies held in funds and accounts established by the Ordinance.	5.043% to 5.624%	$5,360,000	$8,906,824	$14,266,824	$153,575,000
$178,280,000 Transit System Sales Surtax Revenue Refunding Bonds, Series 2017	3/15/2017	2038	The Series 2017 Bonds were issued pursuant to Ordinance Nos. 02-116, 05-48, 09-65 and Resolution No. R-1210-16 to provide funds to (i) advance refund a portion of the County's outstanding Transit System Sales Surtax Revenue Bonds, Series 2008 and (ii) pay cost of issuance of the Series 2017 Bonds.	The Series 2017 Bonds are secured by a prior lien upon and a pledge of: (i) the funds collected and received from the Transit System Sales Surtax, less certain administrative expenses and distributions required to be made to certain cities located within the County and (ii) the monies held in funds and accounts established by the Ordinance.	3.000% to 5.000%	$9,835,000	$6,758,800	$16,593,800	$161,585,000
$223,240,000 Transit System Sales Surtax Revenue Bonds Series 2018	9/26/2018	2048	The Series 2018 Bonds were issued pursuant to Ordinance Nos. 02-116, 05-48, 09-65, 18-85 and Resolution No. R-873-18 to provide funds to: (i) pay all or a portion of the cost of certain Transit System Sales Surtax projects; (ii) make a deposit to the Reserve Account; (iii) pay the cost of issuance of the Series 2018 Bonds and; (iv) pay capitalized interest on the Series 2018 Bonds through July 2020.	The Series 2018 Bonds are secured by a prior lien upon and a pledge of: (i) the funds collected and received from the Transit System Sales Surtax, less certain administrative expenses and distributions required to be made to certain cities located within the County and (ii) the monies held in funds and accounts established by the Ordinance.	4.000% to 5.000%	$0	$9,263,450	$9,263,450	$223,240,000
$221,385,000 Transit System Sales Surtax Revenue Refunding Bonds Series 2019	4/23/2019	2039	The Series 2019 Bonds were issued pursuant to Ordinance Nos. 02-116, 05-48, 09-65, 18-85 and Resolution No. R-873-18 to provide funds to: (i) refund, on a cross-over basis, all or a portion of the Series 2009B Bonds; (ii) pay the cost of issuance of the Series 2019 Bonds and; (iii) pay interest on the Series 2019 Bonds on July 1, 2019.	The Series 2019 Bonds are secured by a prior lien upon and a pledge of: (i) the funds collected and received from the Transit System Sales Surtax, less certain administrative expenses and distributions required to be made to certain cities located within the County and (ii) the monies held in funds and accounts established by the Ordinance.	3.000% to 5.000%	$9,405,000	$7,820,150	$17,225,150	$171,275,000
$239,550,000 Transit System Sales Surtax Revenue Bonds Series 2020A	9/3/2020	2050	The Series 2020 Bonds were issued pursuant to Ordinance Nos. 02-116, 05-48, 09-65, 18-85 and Resolution No. R- 723-20 to provide funds to: (i) pay all or a portion of the costs of the Series 2020 Transit System Sales Surtax Projects; (ii) pay the cost of issuance of the Series 2020A Bonds and; (iii) pay interest on the Series 2020A Bonds on July 1, 2022.	The Series 2020 Bonds are secured by a prior lien upon and a pledge of: (i) the funds collected and received from the Transit System Sales Surtax, less certain administrative expenses and distributions required to be made to certain cities located within the County and (ii) the monies held in funds and accounts established by the Ordinance.	4.000% to 5.000%	$0	$9,746,150	$9,746,150	$239,550,000
$513,405,000 Transit System Sales Surtax Revenue Refunding Bonds Series 2020B	9/3/2020	2042	The Series 2020 Bonds were issued pursuant to Ordinance Nos. 02-116, 05-48, 09-65, 18-85 and Resolution No. R-723-20 to provide funds to: (i) refund all or a portion of the Series 2012 Bonds maturing on and after July 1,2023 and (ii) pay the cost of issuance of the Series 2020B Bonds.	The Series 2020B Bonds are secured by a prior lien upon and a pledge of: (i) the funds collected and received from the Transit System Sales Surtax, less certain administrative expenses and distributions required to be made to certain cities located within the County and (ii) the monies held in funds and accounts established by the Ordinance.	0.750% to 2.600%	$16,670,000	$10,391,723	$27,061,723	$417,860,000
$491,535,000 Transit System Sales Surtax Revenue Bonds Series 2022	9/13/2022	2052	The Series 2022 Bonds were issued pursuant to Ordinance Nos. 02-116, 05-48, 09-65, 22-86 and Resolution No. R-681-22 to provide funds to: (i) pay all or a portion of the costs of the Series 2020 Transit System Sales Surtax Projects; (ii)make a deposit in the reserve account and; (iii) pay the cost of issuance of the Series 2022 Bonds.	The Series 2022 Bonds are secured by a prior lien upon and a pledge of: (i) the funds collected and received from the Transit System Sales Surtax, less certain administrative expenses and distributions required to be made to certain cities located within the County and (ii) the monies held in funds and accounts established by the Ordinance.	5.000%	$0	$24,576,750	$24,576,750	$491,535,000
$95,160,000 Transit System Sales Surtax Revenue Refunding Bonds Series 2025	8/19/2025	2036	The Series 2025 Bonds were issued pursuant to Ordinance Nos. 02-116, 05-48, 09-65, and Resolution No. R-601-25 to provide funds to: (i) refund all of the outstanding 2008 Bonds and 2015 Bonds and (ii) pay the cost of issuance of the Series 2025 Bonds.	The Series 2025 Bonds are secured by a prior lien upon and a pledge of: (i) the funds collected and received from the Transit System Sales Surtax, less certain administrative expenses and distributions required to be made to certain cities located within the County and (ii) the monies held in funds and accounts established by the Ordinance.	5.000%	$6,340,000	$3,987,500	$10,327,500	$73,410,000
WATER & SEWER BONDS									
$381,355,000 Water and Sewer System Revenue Bonds Series 2017A	12/19/2017	2048	The proceeds of the Series 2017A Bonds, together with other available funds of the Miami-Dade Water and Sewer Department will be used to: (i) refund all of the outstanding Miami-Dade County Florida Water and Sewer System Commercial Paper Notes, Series A-1 (Tax Exempt) and all of the outstanding Miami-Dade County, Florida Water and Sewer System Commercial Paper Notes, Series B-1 (Tax Exempt); (ii) make a deposit to the Reserve Account and; (iii) pay the costs of issuance of the Series 2017A Bonds.	The Series 2017A Bonds are special, limited obligations of the County payable solely from and secured solely by pledged revenues. The payment of principal and interest on the Series 2017 Bonds is secured by a pledge of and lien on the Net Operating Revenues.	3.375% to 5.000%	$0	$11,772,369	$11,772,369	$302,685,000
$548,025,000 Water and Sewer System Revenue Refunding Bonds Series 2017B	12/19/2017	2040	The proceeds of the Series 2017B Bonds, together with other available funds of the Department, will be used to: (i) refund $567,580,000 principal amount of the outstanding Miami-Dade County, Florida Water and Sewer System Revenue Bonds, Series 2010 maturing on and after October 1, 2021 and (ii) pay the costs of issuance of the Series 2017B Bonds.	The Series 2017 Bonds are special, limited obligations of the County payable solely from and secured solely by pledged revenues. The payment of principal and interest on the Series 2017 Bonds is secured by a pledge of and lien on the Net Operating Revenues.	3.125% to 5.000%	$3,885,000	$15,407,769	$19,292,769	$375,700,000

APPENDIX R: MIAMI-DADE COUNTY OUTSTANDING DEE

Name of the Financing	Issue Date	Final Maturity Date	Purpose	Security	Interest Rate	FY 2026-27 Principal Payment	FY 2026-27 Interest Payment	FY 2026-27 Total Debt Service Payment	FYE 2026-27 Outstanding Balance
$233,305,000 Water and Sewer System Revenue Refunding Bonds Series 2019	1/31/2019	2049	The proceeds of the Series 2019 Bonds, together with other available funds of the Department, will be used to: (i) refund all the outstanding Miami-Dade County Water and Sewer System Commercial Paper Notes, Series A-1 (Tax-Exempt) and all the outstanding Miami-Dade Florida Water and Sewer System Commercial paper Notes, Series B-1 (Tax-Exempt), (ii) make a deposit to the Reserve Account and (ii) pay the costs of issuance of the Series 2019 Bonds.	The Series 2019 Bonds are special, limited obligations of the County payable solely from and secured solely by pledged revenues. The payment of principal and interest on the Series 2019 Bonds is secured by a pledge of and lien on the Net Operating Revenues.	4.000% to 5.000%	$0	$11,223,850	$11,223,850	$233,305,000
$663,860,000 Water and Sewer System Revenue Bonds Series 2019B	11/6/2019	2050	The proceeds of the Series 2019B Bonds, together with other available funds of the Department, will be used to: (i) refund all the outstanding Miami-Dade County Water and Sewer System Commercial Paper Notes, Series A-1 (Tax-Exempt) and all the outstanding Miami-Dade Florida Water and Sewer System Commercial paper Notes, Series B-1 (Tax-Exempt); (ii) pay the costs of 2019B projects; (iii) make a deposit to the Reserve Account and; (iv) pay the costs of issuance of the Series 2019B Bonds.	The Series 2019B Bonds are special, limited obligations of the County payable solely from and secured solely by pledged revenues. The payment of principal and interest on the Series 2019B Bonds is secured by a pledge of and lien on the Net Operating Revenues.	3.000% to 5.000%	$0	$26,584,900	$26,584,900	$663,860,000
$548,090,000 Water and Sewer System Revenue Refunding Bonds Series 2019 C	11/6/2019	2043	The Series 2019C Bonds were issued pursuant to Resolution No. R-1005-19 were used to: (i) refund all the outstanding Series 2013A and 2013B bonds and (ii) pay the costs of issuance related to the Series 2019C Bonds.	The Series 2019C Bonds are special, limited obligations of the County payable solely from and secured solely by pledged revenues. The payment of principal and interest on the Series 2019C Bonds is secured by a pledge of and lien on the Net Operating Revenues.	2.501% to 3.490%	$0	$5,640,189	$5,640,189	$161,610,000
$605,600,000 Water and Sewer System Revenue Bonds Series 2021	4/20/2021	2052	The Series 2021 Bonds were issued pursuant to Resolution No. R-207-21 were used to: (i) pay costs of the Series 2021 Project (ii) make a deposit to the Reserve Account and, (iii) pay the costs of issuance related to the Series 2021 Bonds.	The Series 2021 Bonds are special, limited obligations of the County payable solely from and secured solely by pledged revenues. The payment of principal and interest on the Series 2021 Bonds is secured by a pledge of and lien on the Net Operating Revenues.	3.000% to 5.000%	$0	$23,439,700	$23,439,700	$605,600,000
$236,135,000 Water and Sewer System Subordinate Revenue Bonds Series 2021	7/8/2021	2052	The Series 2021 Subordinate Bonds were issued pursuant to Resolution No. R-530-21 were used to: (i) pay costs of the Series 2021 Project and (ii) pay the costs of issuance related to the Series 2021 Bonds.	The Series 2021 Bonds are special, limited obligations of the County payable solely from and secured solely by pledged revenues. The payment of principal and interest on the Series 2021 Bonds is secured by a pledge of and lien on the Net Operating Revenues.	4.000% to 5.000%	$0	$10,533,800	$10,533,800	$236,135,000
$320,560,000 Water and Sewer System Revenue Bonds Series 2024A	5/15/2024	2055	The Series 2024A Bonds were issued pursuant to Resolution No. R-317-24 were used to: (i) pay costs of the Series 2024 Project (ii) make a deposit to the Reserve Account and, (iii) pay the costs of issuance related to the Series 2024A Bonds.	The Series 2024A Bonds are special, limited obligations of the County payable solely from and secured solely by pledged revenues. The payment of principal and interest on the Series 2024A Bonds is secured by a pledge of and lien on the Net Operating Revenues.	4.125-5.000%	$0	$16,148,506	$16,148,506	$320,560,000
$213,860,000 Water and Sewer System Revenue Refunding Bonds Series 2024B	5/15/2024	2043	The Series 2024B Bonds were issued pursuant to Resolution No. R-317-24 were used to: (i) refund through a tender offer a portion of the Series 2017A, 2017B and 2019C WASD Bonds (ii) pay the costs of issuance related to the Series 2024B Bonds.	The Series 2024B Bonds are special, limited obligations of the County payable solely from and secured solely by pledged revenues. The payment of principal and interest on the Series 2024B Bonds is secured by a pledge of and lien on the Net Operating Revenues.	5.000%	$0	$10,693,000	$10,693,000	$213,860,000
$574,390,000 Water and Sewer System Revenue Bonds Series 2025A	10/1/2025	2056	The Series 2025A Bonds were issued pursuant to Resolution No. R-998-25 were used to: (i) pay costs of the Series 2025A Project (ii) make a deposit to the Reserve Account and, (iii) pay the costs of issuance related to the Series 2025A Bonds.	The Series 2025A Bonds are special, limited obligations of the County payable solely from and secured solely by pledged revenues. The payment of principal and interest on the Series 2025A Bonds is secured by a pledge of and lien on the Net Operating Revenues.	4.500-5.000%	$0	$27,934,475	$27,934,475	$574,290,000
$421,230,000 Water and Sewer System Revenue Refunding Bonds Series 2025B	10/1/2025	2043	The Series 2025B Bonds were issued pursuant to Resolution No. R-998-25 were used to: (i) refund and defease all of the Series 2015 WASD Bonds and a portion of the Series 2017A, 2017B and 2019C WASD Bonds (ii) pay the costs of issuance related to the Series 2025B Bonds.	The Series 2025B Bonds are special, limited obligations of the County payable solely from and secured solely by pledged revenues. The payment of principal and interest on the Series 2025B Bonds is secured by a pledge of and lien on the Net Operating Revenues.	5.000%	$95,000,000	$18,096,600	$113,096,600	$326,230,000
$188,265 Water and Sewer Department State Revolving Loan DW130200 (1)	8/7/2009	2029	Under the State Revolving Fund Program, the Water and Sewer Department has received various loan commitments for the construction of water and wastewater treatment facilities.	The Department has agreed to maintain rates, together with other pledged revenues, sufficient to provide "net revenues" equal to as least 1.15 times the annual loan payments after meeting the primary debt service requirements.	2.560% to 4.170%	$11,697	$1,295	$12,992	$37,121
$136,644 Water and Sewer Department State Revolving Loan DW130201 (2)	10/1/2010	2030	Under the State Revolving Fund Program, the Water and Sewer Department has received various loan commitments for the construction of water and wastewater treatment facilities.	The Department has agreed to maintain rates, together with other pledged revenues, sufficient to provide "net revenues" equal to as least 1.15 times the annual loan payments after meeting the primary debt service requirements.	2.560% to 4.170%	$5,871	$684	$6,555	$21,791
$126,000,000 Water and Sewer Department State Revolving Loan WW377900 (3)	3/13/2009	2033	Under the State Revolving Fund Program, the Water and Sewer Department has received various loan commitments for the construction of water and wastewater treatment facilities.	The Department has agreed to maintain rates, together with other pledged revenues, sufficient to provide "net revenues" equal to as least 1.15 times the annual loan payments after meeting the primary debt service requirements.	2.560% to 4.170%	$6,952,297	$1,003,728	$7,956,025	$48,482,303
$106,597,700 Water and Sewer Department State Revolving Loan WW1302A0	9/10/2019	2044	Under the State Revolving Fund Program, the Water and Sewer Department has received various loan commitments for the construction of water and wastewater treatment facilities.	The Department has agreed to maintain rates, together with other pledged revenues, sufficient to provide "net revenues" equal to as least 1.15 times the annual loan payments after meeting the primary debt service requirements.	2.560% to 4.170%	$2,769,906	$122,718	$2,892,624	$109,465,471
$24,200,000 Water and Sewer Department State Revolving Loan DW130230	9/15/2015	2038	Under the State Revolving Fund Program, the Water and Sewer Department has received various loan commitments for the construction of water and wastewater treatment facilities.	The Department has agreed to maintain rates, together with other pledged revenues, sufficient to provide "net revenues" equal to as least 1.15 times the annual loan payments after meeting the primary debt service requirements.	0.620% to 1.120%	$901,808	$109,428	$1,011,236	$10,044,116
$37,913,365 Water and Sewer Department State Revolving Loan DW130260	3/7/2018	2039	Under the State Revolving Fund Program, the Water and Sewer Department has received various loan commitments for the construction of water and wastewater treatment facilities.	The Department has agreed to maintain rates, together with other pledged revenues, sufficient to provide "net revenues" equal to as least 1.15 times the annual loan payments after meeting the primary debt service requirements.	1.010%	$1,543,429	$211,546	$1,754,975	$19,786,557
$20,093,798 Water and Sewer Department State Revolving Loan WW130240	4/15/2015	2037	Under the State Revolving Fund Program, the Water and Sewer Department has received various loan commitments for the construction of water and wastewater treatment facilities.	The Department has agreed to maintain rates, together with other pledged revenues, sufficient to provide "net revenues" equal to as least 1.15 times the annual loan payments after meeting the primary debt service requirements.	0.460%	$1,016,921	$51,489	$1,068,411	$10,430,381
$99,711,106 Water and Sewer Department WIFIA Loan N17129FL	3/22/2019	2058	Under the WIFIA Program, the Water and Sewer Department has received a loan commitment for the construction of projects related to the Ocean Outfall Discharge Reduction and Resiliency Enhancement Project.	The Department has agreed to maintain rates, together with other pledged revenues, sufficient to provide "net revenues" equal to as least 1.10 times the annual loan payments after meeting the primary debt service requirements.	2.890%	$0	$0	$0	$109,094,179
$326,218,943 Water and Sewer Department WIFIA Loan N18151FL	5/28/2020	2059	Under the WIFIA Program, the Water and Sewer Department has received a loan commitment for the construction of projects related to the Waste Treatment Plant Electrical Distribution Building Upgrades.	The Department has agreed to maintain rates, together with other pledged revenues, sufficient to provide "net revenues" equal to as least 1.10 times the annual loan payments after meeting the primary debt service requirements.	1.380%	$0	$0	$0	$333,229,504
$235,207,751 Water and Sewer Department WIFIA Loan N19146FL	7/15/2020	2059	Under the WIFIA Program, the Water and Sewer Department has received a loan commitment for the construction of projects related to the South District Wastewater Treatment Plant Expansion and North and Central District injection Wells Project .	The Department has agreed to maintain rates, together with other pledged revenues, sufficient to provide "net revenues" equal to as least 1.10 times the annual loan payments after meeting the primary debt service requirements.	1.380%	$0	$0	$0	$249,092,118
$424,241,220 Water and Sewer Department WIFIA Loan N20128FL	9/15/2021	2059	Under the WIFIA Program, the Water and Sewer Department has received a loan commitment for the construction of projects related to the North District and Central District Wastewater Treatment Plants Ocean Outfall Legislation Projects.	The Department has agreed to maintain rates, together with other pledged revenues, sufficient to provide "net revenues" equal to as least 1.10 times the annual loan payments after meeting the primary debt service requirements.	1.820%	$0	$0	$0	$85,525,015

APPENDIX S:
OUTSTANDING LONG-TERM LIABILITIES
as of September 30, 2024 and 2025

(dollars in thousands)

As of September 30, 2025 the County had $28.8 billion in long-term liabilities, which are summarized in the schedule below. Additional information regarding long-term liabilities can be obtained in Note 8.

MIAMI-DADE COUNTY, FLORIDA

OUTSTANDING LONG-TERM LIABILITIES AS OF SEPTEMBER 30, 2024 AND 2025

(in thousands)

	Governmental Activities		Business-type Activities		Total Primary Government		Total % Change
	2024	2025	2024	2025	2024	2025	2024 - 2025
General obligation bonds	$ 2,310,220	$ 2,326,740	$ 168,015	$ 161,030	$ 2,478,235	$ 2,487,770	0.4 %
Special obligation bonds	2,882,599	2,785,358	86,306	83,018	2,968,905	2,868,376	(3.4)%
Special obligation bonds- Direct placements	16,085	13,200	—	—	16,085	13,200	(17.9)%
Current year accretion of interest	272,853	316,505	—	—	272,853	316,505	16.0 %
Revenue bonds	—	—	12,694,135	12,963,930	12,694,135	12,963,930	2.1 %
Housing Agency loans payable	1,003	—	—	—	1,003	—	(100.0)%
Loans and notes payable	—	7,950	701,788	889,703	701,788	897,653	27.9 %
Other - unamortized premiums, discounts	436,326	417,108	921,513	901,333	1,357,839	1,318,441	(2.9)%
Sub-total Bonds, Notes and Loans	5,919,086	5,866,861	14,571,757	14,999,014	20,490,843	20,865,875	1.8 %
Estimated claims payable	783,380	818,698	56,897	61,557	840,277	880,255	4.8 %
Compensated absences	786,254	825,744	335,006	353,675	1,121,260	1,179,419	5.2 %
Commercial paper notes	—	—	210,000	200,000	210,000	200,000	(4.8)%
Net pension liability - FRS	2,531,208	1,986,104	610,029	535,268	3,141,237	2,521,372	(19.7)%
Net pension liability - HIS	801,092	667,748	197,132	190,804	998,224	858,552	(14.0)%
Net pension liability (assets)- Public Health Trust Retirement Plan	—	—	122,192	108,883	122,192	108,883	(10.9)%
Total other postemployment benefits	609,860	556,533	186,692	182,651	796,552	739,184	(7.2)%
Liability under AA Arena Agreement	76,000	69,600	—	—	76,000	69,600	(8.4)%
Environmental remediation	—	—	36,180	32,580	36,180	32,580	(10.0)%
Landfill closure/postclosure care costs	—	—	94,941	95,257	94,941	95,257	0.3 %
Financing purchase liability	122,661	140,138	394,548	455,222	517,209	595,360	15.1 %
Financing lease liability	173,951	147,083	65,564	82,057	239,515	229,140	(4.3)%
SBITA liability	96,419	80,052	39,422	52,336	135,841	132,388	(2.5)%
Naming rights agreement	30,000	28,000	—	—	30,000	28,000	(6.7)%
Rent and contribution advances	—	—	39,927	41,223	39,927	41,223	3.2 %
Capital contribution payable	—	—	—	—	—	—	100.0 %
Other liabilities	134,138	134,872	186,184	104,901	320,322	239,773	(25.1)%
Totals	$12,064,049	$11,321,433	$17,146,471	$17,495,428	$29,210,520	$28,816,861	(1.3)%

Miami-Dade County continues to meet its financial needs through prudent use of its revenues and effective debt financing programs. The County's financial strength and sound financial management practices are reflected in its general obligation bond (uninsured) investment ratings, which are among the highest levels attained by Florida counties. At September 30, 2025, the County had $20.9 billion in bonds and loans payable outstanding. This is a net increase (new debt issued less principal reductions and bond refunding) of $0.4 billion or 1.83 percent from the previous year. During the year, the County issued approximately $1.4 billion of debt, of which $554.3 million was refunding bonds. Additional information on the County's debt can be obtained in Note 8 – Appendix T.

APPENDIX T: NOTE 8 - LONG-TERM DEBT

LONG-TERM LIABILITY ACTIVITY

Changes in long-term liabilities for the year ended September 30, 2025 are as follows (amounts in thousands):

	Beginning Balance October 1, 2024, as restated	Additions	Reductions	Ending Balance September 30, 2025	Due Within One Year
GOVERNMENTAL ACTIVITIES					
Bonds, loans and notes payable:					
General obligation bonds	$ 2,310,220	$ 362,275	$ (345,755)	$ 2,326,740	$ 88,870
Special obligation bonds	2,882,599	26,433	(123,674)	2,785,358	106,243
Current year accretions of interest	272,853	43,652	—	316,505	—
Special Obligation Bonds-Direct placements	16,085	—	(2,885)	13,200	2,930
Housing Agency loans payable	1,003	—	(1,003)	—	—
Loans and notes payable	—	7,950	—	7,950	—
Bond premiums/discount	436,326	36,167	(55,385)	417,108	—
Total bonds, loans and notes payable	5,919,086	476,477	(528,702)	5,866,861	198,043
Other liabilities:					
Estimated claims payable	783,380	816,679	(781,361)	818,698	115,100
Compensated absences	786,254 (1)	39,490 (2)	—	825,744	342,262
Net pension liability - FRS	2,531,208	—	(545,104)	1,986,104	—
Net pension liability - HIS	801,092	—	(133,344)	667,748	—
Total other postemployment benefits	609,860	62,223	(115,550)	556,533	39,636
Liability under Arena Agreement	76,000	—	(6,400)	69,600	6,400
Financing purchase liability	122,661	44,207	(26,730)	140,138	28,878
Financing lease liability	173,951	8,597	(35,465)	147,083	13,489
Naming rights agreement	30,000	—	(2,000)	28,000	2,000
SBITA liability	96,419	6,432	(22,799)	80,052	20,839
Other	134,138	12,516	(11,782)	134,872	21,495
Total governmental activity long-term liabilities	$ 12,064,049	$1,466,621	$ (2,209,237)	$11,321,433	$ 788,142
BUSINESS-TYPE ACTIVITIES					
Bonds, loans and notes payable:					
Revenue bonds	$ 12,694,135	$ 810,252	$ (540,457)	$12,963,930	$ 354,143
General obligation bonds	168,015	—	(6,985)	161,030	7,335
Special obligation bonds	86,306	—	(3,288)	83,018	3,337
Loans payable	701,788	198,113	(10,198)	889,703	14,959
Bond premium/discount	921,513	47,790	(67,970)	901,333	—
Total bonds, loans and notes payable	14,571,757	1,056,155	(628,898)	14,999,014	379,774
Other liabilities:					
Estimated claims payable	56,897	7,472	(2,812)	61,557	9,336
Compensated absences	335,006 (1)	18,695	(26)	353,675	220,084
Commercial paper notes	210,000	1,130,000	(1,140,000)	200,000	200,000
Net pension liability - FRS	610,029	27	(74,788)	535,268	—
Net pension liability - HIS	197,132	1,149	(7,477)	190,804	—
Net pension liability - Public Health Trust Ret. Plan	122,192	—	(13,309)	108,883	—
Total other postemployment benefits	186,692	5,920	(9,961)	182,651	7,029
Environmental remediation liability	36,180	—	(3,600)	32,580	10,550
Liability for landfill closure/post closure care costs	94,941	2,541	(2,225)	95,257	1,650
Financing purchase liability	394,548	111,064	(50,390)	455,222	79,602
Lease liability	65,564	25,661	(9,168)	82,057	12,254
SBITA liability	39,422	32,404	(19,490)	52,336	16,041
Rent and contribution advances	39,927	4,380	(3,084)	41,223	4,380
Other	186,184 (3)	90,504	(171,787)	104,901	37,870
Total business-type activities long-term liabilities	$ 17,146,471	$2,485,972	$ (2,137,015)	$17,495,428	$ 978,570

(1) Restated as a result of the implementation of GASB Statement No. 101, Compensated Absences

(2) The change in Compensated Absences is presented as a net change

(3) Restated as a result of a correction of prior period error. .

APPENDIX U: MIAMI-DADE COUNTY'S STRATEGIC PLAN GOALS AND OBJECTIVES

Miami-Dade County organizes its strategic plan into five strategic priorities**:** An Economy that Works for All (EWA), Healthy and Safe Communities (HSC), Investment in Infrastructure (III), Risk Reduction and Resilience (RRR), and Fiscal Responsibility and Efficiency (FRE). Each strategic priority consists of goals and supporting objectives, which are listed below. In all, the strategic plan includes 18 goals expressing a desired outcome and 66 action-oriented objectives that support the goals. For ease of reference, each goal and objective is labeled with a specific code (e.g. EWA, FRE1-1, and HSC1-2).

The objectives play an important role in our Results-Oriented Governing approach by providing the linkage between departmental objectives shown in the departmental narratives in these volumes and the goals of the strategic plan. These narratives contain performance tables that include the strategic plan objective the department is seeking to support. This provides strategic context to the efforts of the department and ensures that County activities support achievement of strategic plan goals. The list below contains all the goals and objectives in the strategic plan, organized by strategic priority.

Strategic Priority: An Economy that Works for All (EWA)

EWA1: Transportation system that facilitates mobility

- EWA1-1: Promote efficient traffic flow on Miami-Dade County roadways
- EWA1-2: Provide reliable, accessible and affordable transit service
- EWA1-3: Facilitate connectivity at major points of interest and throughout the transportation system

EWA2: Affordable communities that support a vibrant economy

- EWA2-1: Promote the efficient and best use of land
- EWA2-2: Build and maintain housing that provides affordability for low-income and working families

EWA3: An environment that promotes a growing, resilient, and diversified economy

- EWA3-1: Promote and support a diverse mix of current and emerging industries vital to a growing economy
- EWA3-2: Create and maintain an environment attractive and welcoming to large and small businesses and their workforce
- EWA3-3: Expand business and job training opportunities aligned with the needs of the local economy
- EWA3-4: Continue to leverage Miami-Dade County's strengths in international commerce, natural resources, and recreational and cultural attractions
- EWA3-5: Encourage a dynamic and healthy small business community

EWA4: Revitalized communities

- EWA4-1: Foster stable homeownership to promote personal and economic security
- EWA4-2: Increase economic opportunity and access to information technology

Strategic Priority: Healthy and Safe Communities (HSC)

HSC1: Safe community for all

- HSC1-1: Reduce gun violence and other crimes by advancing public and neighborhood safety measures

APPENDIX U: MIAMI-DADE COUNTY'S STRATEGIC PLAN GOALS AND OBJECTIVES

- HSC1-2: Provide forensic and medical investigations quickly, accurately, and in an unbiased manner
- HSC1-3: Support successful community reintegration for individuals exiting the criminal justice system
- HSC1-4: Provide safe and secure detention
- HSC1-5: Minimize response time
- HSC1-6: Improve effectiveness of public safety response, outreach, and prevention services

HSC2: Safe transportation system

- HSC2-1: Promote traffic and roadway safety
- HSC2-2: Improve safety for pedestrians and bicyclists
- HSC2-3: Ensure the safe operation of public transit

HSC3: Outstanding, accessible recreational and cultural venues, programs and services

- HSC3-1: Ensure parks, libraries, and cultural facilities are accessible and enjoyed by growing numbers of residents and visitors
- HSC3-2: Provide parks, libraries, and cultural facilities that are expertly managed, attractively designed, and safe
- HSC3-3: Provide inspiring, inclusive, and affordable programs and services that create an uplifting place to live in and visit
- HSC3-4: Strengthen, conserve and grow cultural, park, natural, and library resources and collections
- HSC3-5: Provide conservation education to encourage community stewardship of our natural resources

HSC4: Safe, healthy, and attractive neighborhoods and communities

- HSC4-1: Promote livable and beautiful neighborhoods
- HSC4-2: Protect the community from public nuisances and events that threaten public health
- HSC4-3: Ensure animal health and welfare

HSC5: Stable, self-sufficient and healthy population

- HSC5-1: Reduce homelessness throughout Miami-Dade County
- HSC5-2: Assist residents experiencing food insecurity
- HSC5-3: Promote the independence and wellbeing of the elderly
- HSC5-4: Improve access to substance use prevention, intervention, and support services
- HSC5-5: Provide services to survivors of domestic violence, intimate partner violence, and human trafficking, as well as to other victims of crime and their families
- HSC5-6: Provide the necessary support services to residents in need
- HSC5-7: Support families and promote positive educational and developmental outcomes in children
- HSC5-8: Foster healthy living and ensure access to vital health services

Return to Table of Contents

APPENDIX U: MIAMI-DADE COUNTY'S STRATEGIC PLAN GOALS AND OBJECTIVES

Strategic Priority: Investment in Infrastructure (III)

III1: Well-maintained, modern transportation infrastructure and assets

- III1-1: Provide world-class airport and seaport facilities
- III1-2: Harden and maintain roadway infrastructure
- III1-3: Expand and improve bikeway, greenway, blueway, and sidewalk system
- III1-4: Expand and modernize public transportation systems and options while minimizing carbon emissions
- III1-5: Provide resilient, well maintained, modern, and comfortable transportation vehicles, facilities and structures
- III1-6: Promote clean, attractive roads and rights-of-way

III2: Continuity of clean water and community sanitation services

- III2-1: Provide sustainable drinking water supply and wastewater disposal services
- III2-2: Provide sustainable solid waste collection and disposal capacity

Strategic Priority: Risk Reduction and Resilience (RRR)

RRR1: Effective emergency and disaster management

- RRR1-1: Increase countywide preparedness and community awareness
- RRR1-2: Ensure recovery after community and countywide disasters and other emergencies
- RRR1-3: Protect key infrastructure and enhance security in large gathering places

RRR2: Resilient neighborhoods

- RRR2-1: Ensure buildings and supporting infrastructure are sustainable, safe, and resilient
- RRR2-2: Mitigate community flood risk

RRR3: Environmental stewardship in Miami-Dade County

- RRR3-1: Maintain air quality
- RRR3-2: Protect our water, soil and coastline
- RRR3-3: Preserve and enhance natural areas and green spaces
- RRR3-4: Operate County government in a sustainable, resilient manner

Strategic Priority: Fiscal Responsibility and Efficiency (FRE)

FRE1: Accessible, transparent, and responsible government

- FRE1-1: Support a customer-focused organization by providing convenient access to information and services, and by ensuring processes are easy to navigate
- FRE1-2: Facilitate community outreach and engagement to promote better decision-making in County government

APPENDIX U: MIAMI-DADE COUNTY'S STRATEGIC PLAN GOALS AND OBJECTIVES

- FRE1-3: Ensure involvement of local organizations to help address priority needs of our residents

FRE2: Excellent, engaged County workforce

- FRE2-1: Attract and hire new talent to support operations
- FRE2-2: Promote employee development and leadership
- FRE2-3: Ensure a workforce that reflects the community we serve

FRE3: Optimal internal Miami-Dade County operations and service delivery

- FRE3-1: Deploy effective and reliable technology solutions that support Miami-Dade County services
- FRE3-2: Ensure security of systems and data
- FRE3-3: Ensure procurement of goods and services is timely, meets operational needs, and is conducted in a fair and transparent manner
- FRE3-4: Effectively utilize and maintain facilities and assets

FRE4: Effective leadership and management practices

- FRE4-1: Provide sound financial and risk management
- FRE4-2: Effectively prioritize, allocate and use resources to meet the current and future operating and capital needs for all our residents

Return to Table of Contents

APPENDIX V: ACTIVE GOODS AND SERVICES CONTRACTS

Contract ID	Description	Begin Date	Expire Date	Contract Amount
05-64	Vehicle Wash Systems	12/8/2025	12/31/2026	$ 584,282.00
Department(s):	SW			
198466	Body Armor and Ballistic Resis	11/6/2025	4/30/2027	$ 500,000.00
Department(s):	AV,CR			
230905	Civilian Use Drone Goods	10/1/2024	11/30/2026	$ 750,000.00
Department(s):	EM,FR			
6005583	Data and Management Incentive	4/15/2025	6/30/2029	$ 1,500,000.00
Department(s):	PH			
2020002755	Print Goods and Services	4/12/2024	12/15/2026	$ 835,000.00
Department(s):	IT			
2021002889	Laboratory Supplies	2/17/2022	6/30/2027	$ 9,673,867.60
Department(s):	DE,ME,RE,SW,TP,WS			
4400008468	PUBLIC SAFETY & EMERGENCY EQUI	4/24/2019	9/30/2028	$ 41,566,944.40
Department(s):	AV,CU,EM,FR,PR,SP,SW,TP,WS			
010424-VKN	FIREFIGHTING PERSONAL PROTECTI	9/8/2025	3/27/2028	$ 495,000.00
Department(s):	FR			
01-115	Short-Term-Rental Host Complia	3/18/2024	3/17/2029	$ 320,090.00
Department(s):	RE			
01-165	Software Products and Services	10/27/2025	4/30/2027	$ 1,818,052.50
Department(s):	IT			
031224-RYN	GARAGE AND FLEET SERVICES	12/2/2025	5/13/2028	$ 496,510.00
Department(s):	AD,AV,CH,CR,EM,FR,ID,LB,PR,RE,SP,SW,TP,WS			
042221-CPI	EV Supply Equip & Related Svcs	10/18/2022	7/20/2026	$ 1,954,559.00
Department(s):	AV,CR,ID,LB,RE,SW,TP,WS			
053024-MCF	Forklifts Lift Trucks Related	12/24/2025	7/23/2028	$ 43,022.00
Department(s):	EM			
053SF-2024	Environmental Engineering Cons	12/5/2025	8/12/2027	$ 1,000,000.00
Department(s):	PH			
060B2490021	COMMERCIAL OFF THE SHELF SOFTW	5/10/2016	9/30/2027	$ 30,109,032.25
Department(s):	AV,IT,WS			
08/09-029	SOLAR POWER PILOT PROJECT	2/1/2022	1/31/2042	$ 7,720,175.00
Department(s):	CR,LB,RE			
081524-EJW	Aboveground Fuel and Fluid	12/18/2025	11/18/2028	$ 608,360.00
Department(s):	FR,ID,TP			
091024-PSI	Utility Trans Golf Rec Vehicle	12/24/2025	11/13/2028	$ 81,550.80
Department(s):	EM			
091422-FAS	Facility MRO, Industrial and B	2/10/2025	11/8/2026	$ 5,000,000.00
Department(s):	TP			
091422-WWG	Facility MRO, Industrial, Buil	5/1/2025	11/8/2027	$ 12,934,328.25
Department(s):	AD,AV,CH,CR,DE,EM,FR,ID,LB,ME,PH,PM,PR,RE,SP,SW,TP,WS			
092722-AXN	Conducted Energy Weapons	10/1/2024	11/21/2026	$ 110,000.00
Department(s):	CR			
100124-GPC	AFTERMARKET VEHICLE PARTS AND	6/1/2026	1/10/2029	$ 1,732,688.00
Department(s):	FR,ID,WS			
101223-AXN	PUBLIC SAFETY VIDEO SURVEILLAN	6/13/2024	12/15/2027	$ 2,288,623.00
Department(s):	IT,RE			
121223-SKI	VEHICLE LIFTS AND GARAGE EQUIP	2/10/2025	2/12/2028	$ 142,994.07
Department(s):	TP			
14-03 OMNIA	DEBT AND LEASE MANAGEMENT SOFT	10/30/2025	7/31/2026	$ 93,000.00
Department(s):	SP			

Return to Table of Contents

APPENDIX V: ACTIVE GOODS AND SERVICES CONTRACTS

Contract ID	Description	Begin Date	Expire Date	Contract Amount
15111510-25-STC	LIQUEFIED PETROLEUM (LP) GAS	4/1/2026	10/29/2028	$ 2,487,610.00
Department(s):	AV,CH,CR,FR,ID,IT,PH,PR,SW,TP,WS			
20-103	Speed Detect Cam for School	2/7/2024	7/20/2029	$ -
Department(s):	TP			
2023-051-02	Mobile Parking Payment System	5/1/2025	3/31/2029	$ 500,000.00
Department(s):	AV,TP			
2023-055	Comprehensive Impact Fee Study	2/12/2026	10/16/2033	$ 300,000.00
Department(s):	FR,RE			
2024056-01	Information Technology Solutio	1/31/2025	7/1/2028	$ 3,985,201.00
Department(s):	IT			
22-129(J)	JLS - Janitorial	6/1/2024	5/31/2029	$ 50,000,000.00
Department(s):	PR,WS			
22-129(L)	JLS PROGRAM (LANDSCAPING)	6/1/2024	5/31/2029	$ 50,000,000.00
Department(s):	AV,CR,CU,LB,PR,TP,WS			
22PSX0021	Electronic Monitoring Products	10/1/2024	12/13/2026	$ 6,951,904.00
Department(s):	CR			
23-084/MD	401(A) Special Pay Plan	12/8/2023	9/14/2026	$ 0.01
Department(s):	ID			
23-6692	Technology Product Solutions	11/18/2023	4/30/2028	$ 66,775,267.00
Department(s):	AV,IT,ME,SP,TC,WS			
42000000-23-AC	Medical Supplies & Related Ite	4/21/2025	12/31/2026	$ 5,000,000.00
Department(s):	AD,DE,FR,PH,PR,RE,SP			
43210000-23-NASPO-ACS	Computer Equipment, Peripheral	7/13/2024	6/30/2028	$ 29,387,165.00
Department(s):	AV,IT,WS			
44102100-17-1	MAIL PROCESSING EQUIPMENT	5/15/2018	2/19/2027	$ 3,150,861.14
Department(s):	AD,AT,AV,CU,FR,ID,LB,ME,MM,PH,PR,RE,SP,TC,WS			
47QTCA24D0083	Information Technology - Everb	12/12/2024	4/18/2029	$ 261,151.00
Department(s):	AV			
6938-2/22-2	GARBAGE COLLECTION AND DISPOSA	12/1/2020	5/31/2028	$ 35,916,112.28
Department(s):	AD,AV,CH,CR,CU,FR,ID,LB,ME,PH,PR,SP,TP,WS			
7122-1/23-1	HAULING & DISPOSAL OF CLASS B	11/1/2019	10/31/2026	$ 74,200,000.00
Department(s):	WS			
80101500-20-1	Management Consulting Service	10/23/2025	11/30/2026	$ 500,000.00
Department(s):	CR			
81141902-25-VITA-ACS	IT Research and Advisory Serv	12/31/2025	11/11/2027	$ 1,743,000.00
Department(s):	IT			
8239-0/24	LOT CLEARING SERVICES - PREQUA	6/16/2014	9/30/2029	$ 3,129,648.91
Department(s):	DE,ID,PH,PR,RE			
9797-1/24-1	PET SUPPLIES - PREQUALIFICATIO	6/13/2019	6/12/2029	$ 8,968,095.48
Department(s):	AD,AV,CR,PR,SP			
AE12107	AGING SERVS CONSOLIDATED SOFTW	3/21/2019	12/31/2026	$ 401,037.45
Department(s):	IT			
AR2472	CLOUD SOLUTION SALESFORCE	10/19/2020	9/15/2026	$ 7,652,320.17
Department(s):	CT,IT			
AR2480	Amazon Web Services (AWS)	9/29/2025	9/15/2026	$ 204,000.00
Department(s):	IT			
BW-00364	EVENT TICKETING SYSTEM AND SER	11/1/2022	10/31/2026	$ 64,000.00
Department(s):	CU			
BW-10026	TRANSIT PERFORMANCE ANALYSIS S	2/13/2020	8/31/2026	$ 4,444,168.00
Department(s):	TP			

Return to Table of Contents

APPENDIX V: ACTIVE GOODS AND SERVICES CONTRACTS

Contract ID	Description	Begin Date	Expire Date	Contract Amount
BW-10079	HELICOPTER FLEET MANAGEMENT PR	3/1/2023	2/28/2042	$ 19,434,554.00
Department(s):	FR			
BW-10106	Skytrain APM Operation & M	1/28/2022	1/31/2027	$ 153,525,441.77
Department(s):	AV			
BW-10125	EMERGENCY RESPONSE EQUIPMENT M	4/6/2021	7/31/2026	$ 14,617,289.55
Department(s):	AD,AV,CR,CU,FR,ID,MP,PR,SP,TP			
BW-10126	Transit Planning and Data Tool	11/30/2021	11/29/2026	$ 1,620,000.00
Department(s):	TP			
BW-10131	FLAGS AND ACCESSORIES	7/1/2022	6/30/2027	$ 250,000.00
Department(s):	AD,AV,CT,DE,FR,ID,IT,LB,PR,RE,SP			
BW-10137	Toxicology Support Services	3/1/2022	2/28/2029	$ 250,000.00
Department(s):	DE,RE			
BW-10189	BE305 Challenge Training	9/26/2022	9/30/2026	$ 354,183.00
Department(s):	DE,RE			
BW-10193	Stair Trucks at MIA	11/1/2022	10/31/2027	$ 763,106.00
Department(s):	AV			
BW-10218	INTRADO VIPER 911 UPGRADE	7/27/2022	7/31/2027	$ 3,166,360.00
Department(s):	IT			
BW-10219	CAD Consulting Services	3/16/2022	12/31/2028	$ 500,000.00
Department(s):	FR			
BW-10246	Qognify Security Systems Maint	2/16/2023	2/29/2028	$ 5,733,606.00
Department(s):	AV,SP,WS			
BW-10252	STEINWAY PIANO PURCHASE	12/21/2022	12/20/2027	$ 214,810.00
Department(s):	CU			
BW-10258	Institutional Membership Agree	10/1/2022	9/30/2027	$ 225,000.00
Department(s):	BU			
BW-10259	Forensic Anthropologist Servic	1/1/2023	12/31/2028	$ 88,000.00
Department(s):	ME			
BW-10266-1(2)	eCitation Master Agreement	8/1/2025	7/31/2026	$ 285,577.99
Department(s):	IT			
BW-10272-3(4)	Code Compliance Body Worn Came	1/1/2026	12/31/2026	$ 118,764.03
Department(s):	RE			
BW-10279	MHS-Youth Level Assessment Too	7/30/2024	7/31/2026	$ 34,450.00
Department(s):	CH,JU			
BW-10291-3(4)	JMS CONSULTANT SERVICES	3/1/2026	2/28/2027	$ 500,000.00
Department(s):	CR			
BW-10304	Registered Traveler Services	6/1/2026	5/31/2031	$ -
Department(s):	AV			
BW-10307	Emergency Response Equipment	10/16/2023	10/15/2026	$ 3,757,631.00
Department(s):	CR,LB			
BW-10310-1(2)	ANTI-VIOLENCE INITIATIVE PROJE	10/1/2025	9/30/2026	$ 1,051,764.00
Department(s):	CH			
BW-10321	MetroPCR Maintenance and Suppo	8/8/2023	11/30/2026	$ 1,029,166.67
Department(s):	FR			
BW-10339	NFORS Analytic Software	11/29/2023	11/30/2026	$ 72,900.00
Department(s):	FR			
BW-10364	Cost Allocation Plans DTPW	3/12/2024	3/31/2030	$ 250,000.00
Department(s):	TP			
BW-10380	Mental Health Center Consultin	12/20/2023	12/31/2026	$ 249,000.00
Department(s):	CH			

Return to Table of Contents

APPENDIX V: ACTIVE GOODS AND SERVICES CONTRACTS

Contract ID	Description	Begin Date	Expire Date	Contract Amount
BW-10394	Golf Management Software	2/4/2026	2/28/2029	$ -
Department(s):	PR			
BW-10408	PROPERTY MANAGEMENT SERVICES	2/1/2024	1/31/2027	$ 1,717,279.99
Department(s):	PH			
BW-10412	Lease Microform Laser Printers	10/1/2024	9/30/2029	$ 230,000.00
Department(s):	RE			
BW-10413	Cutter & Buck Golf Products	7/1/2024	6/30/2027	$ 210,000.00
Department(s):	PR			
BW-10414	AHEAD Golf Products	6/1/2024	5/31/2027	$ 245,000.00
Department(s):	PR			
BW-10418	Library Printing Press	2/1/2025	1/31/2029	$ 236,000.00
Department(s):	LB			
BW-10420	JANITORIAL SERVICES FOR VARIOU	2/1/2025	1/31/2035	$ 55,366,000.00
Department(s):	ID			
BW-10424	MOBILITY REWARD & REDEMPTION	3/1/2024	2/28/2029	$ 431,248.47
Department(s):	TT			
BW-10425	Wilson Sports Goods Golf Pro	11/1/2024	10/31/2027	$ 420,000.00
Department(s):	PR			
BW-10440	Roger Cleveland Golf Company	8/15/2024	8/31/2027	$ 320,000.00
Department(s):	PR			
BW-10443	Acushnet Golf Products	12/1/2024	11/30/2027	$ 700,000.00
Department(s):	PR			
BW-10448	CONTINUING DISCLOSURE DISSEMI	8/1/2024	7/31/2029	$ 125,000.00
Department(s):	BU			
BW-10450	SMART URBAN FREIGHT PLATFORM A	11/1/2024	12/31/2026	$ 494,000.00
Department(s):	TP			
BW-10468	PEER-TO-PEER CAR SHARING SERVI	1/1/2024	12/31/2026	$ -
Department(s):	AV			
BW-10469	Inter Miami Concession	10/17/2024	10/16/2029	$ 1,500,000.00
Department(s):	AV			
BW-10481-1(1)	HAULING & DISPOSAL OF CLASS B	1/1/2026	6/30/2027	$ 16,000,000.00
Department(s):	WS			
BW-10486	Gateway Ticketing System Maint	2/1/2026	1/31/2031	$ 603,987.00
Department(s):	PR			
BW-10491	Telecommunication Services	11/5/2025	11/30/2028	$ 35,500,000.00
Department(s):	IT			
BW-10492	Leadership Development Srv	9/16/2024	9/30/2027	$ 250,000.00
Department(s):	BU,ID			
BW-10502	Water Security & Engagement	10/9/2024	4/30/2027	$ 120,000.00
Department(s):	DE,RE			
BW-10503	Climate Framing Campaign	9/27/2024	9/30/2026	$ 150,000.00
Department(s):	DE,RE			
BW-10504	Tree Canopy Education & Engage	9/30/2024	2/28/2027	$ 248,680.00
Department(s):	DE,RE			
BW-10505	Weatherization Programs	9/27/2024	3/31/2027	$ 200,000.00
Department(s):	DE,RE			
BW-10507	Responsible Waste Management	9/30/2024	3/31/2027	$ 200,000.00
Department(s):	DE,RE			
BW-10508	Recycling Education for School	9/27/2024	7/31/2026	$ 180,000.00
Department(s):	DE,RE			

Return to Table of Contents

APPENDIX V: ACTIVE GOODS AND SERVICES CONTRACTS

Contract ID	Description	Begin Date	Expire Date	Contract Amount
BW-10511	Communication Awareness Campai	11/14/2024	11/30/2026	$ 232,840.00
Department(s):	DE,RE			
BW-10523	Advanced Traffic Mgmt System	11/5/2024	11/4/2034	$ 199,919,376.66
Department(s):	TP			
BW-10532	INFLOW ACCESSMENT PROJECT	8/28/2025	10/10/2028	$ 249,800.00
Department(s):	DE			
BW-10544	TRASH CHUTE SYSTEMS CLEANING	3/1/2025	2/28/2030	$ 245,450.00
Department(s):	PH			
BW-10548	Handtevy Mobile System	5/22/2025	5/31/2028	$ 115,000.00
Department(s):	FR			
BW-10552	Driver's License Task Force	5/1/2025	5/31/2027	$ 250,000.00
Department(s):	BU			
BW-10566-1(1)	Ground Transportation System	6/1/2026	5/31/2027	$ 104,422.00
Department(s):	SP			
BW-10572	Janitorial Services (Area A1)	6/1/2025	5/31/2030	$ 136,459,471.00
Department(s):	AV			
BW-10573	Janitorial Services (Area A2)	6/1/2025	5/31/2030	$ 131,292,181.00
Department(s):	AV			
BW-10590	Radar-Based Gold Ball Tracking	12/16/2025	6/30/2030	$ 247,860.00
Department(s):	PR			
BW-10591.	Acquisition Unclaimed Lost Ite	6/1/2026	5/31/2029	$ -
Department(s):	AV			
BW-10593	FORENSIC ODONTOLOGY SERVICES F	12/1/2025	11/30/2030	$ 660,000.00
Department(s):	ME			
BW-10600	Automated Property Assessment	1/1/2026	12/31/2026	$ 249,000.00
Department(s):	RE			
BW-10606	VETERINARY SERVICES FOR CANINE	2/1/2026	1/31/2027	$ 250,000.00
Department(s):	AD,AV,CR,FR,SP			
BW-10608	(CNC) Router Machine	9/15/2025	9/30/2026	$ 89,160.00
Department(s):	PR			
BW-10611	Museum of Black History	12/15/2025	12/31/2026	$ 250,000.00
Department(s):	CU			
BW-10615	RESEARCH COLLABORATION AG	10/1/2025	9/30/2026	$ 149,000.00
Department(s):	SW			
BW-10620	RouteMe Wayfinding at MIA	4/15/2026	4/30/2028	$ 215,100.00
Department(s):	AV			
BW-10634	Mobility Based Platform	6/6/2026	6/5/2028	$ 250,000.00
Department(s):	TP			
BW-10637	TPO State Legislative Advocacy	10/30/2025	3/31/2027	$ 106,250.00
Department(s):	MP			
BW-10640	Comprehensive Proof of Loss	11/14/2025	11/30/2026	$ 125,000.00
Department(s):	SW			
BW-10644	2025 Cadillac Lease for SAO	10/31/2025	11/1/2028	$ 23,870.00
Department(s):	ID			
BW-10647	Community Readiness Initiative	5/1/2026	10/31/2026	$ 65,000.00
Department(s):	DE			
BW-10653	SEAPORT SHORE POWER SUPERVISOR	3/2/2026	9/30/2026	$ 250,000.00
Department(s):	SP			
BW-10655	Consulting Services for Ins.	12/9/2025	6/30/2027	$ 250,000.00
Department(s):	ID			

Return to Table of Contents

APPENDIX V: ACTIVE GOODS AND SERVICES CONTRACTS

Contract ID	Description	Begin Date	Expire Date	Contract Amount
BW-10659	FINANCIAL ADVISORY SERVICES	3/12/2026	3/31/2028	$ 108,300.00
Department(s):	ID			
BW-10664	Advisory Support Services	4/21/2026	4/30/2027	$ 230,000.00
Department(s):	ID			
BW-10668	EXECUTIVE RECRUITMENT, DIRECTO	4/20/2026	4/30/2028	$ 100,000.00
Department(s):	ID			
BW-10672	IMPROVING STORMWATER	4/23/2026	10/31/2027	$ 150,000.00
Department(s):	DE			
BW-10674	MDAD Project Mgmt Support Svcs	4/24/2026	4/23/2027	$ 249,851.07
Department(s):	AV			
BW-10681	ICD Audit Software Subcription	4/10/2026	4/9/2028	$ 250,000.00
Department(s):	IN			
BW-10703	Advisory Services	6/29/2026	12/31/2026	$ 225,000.00
Department(s):	RE			
BW-10706	Staff Support for Plans Review	6/10/2026	6/30/2027	$ 249,900.00
Department(s):	RE			
BW6636-0/23	DNA TESTING EQUIPMENT, SUPPLIE	9/1/2019	8/31/2027	$ 5,398,512.90
Department(s):	ME			
BW7172-2/29-2	AUTOMATED FINGERPRINTING ID SY	10/1/2023	9/30/2028	$ 817,061.25
Department(s):	CH,CR,JU			
BW733-2/25	DOCUMENTUM SOFTWARE LICENSE, S	9/15/2021	9/30/2026	$ 5,958,434.00
Department(s):	IT			
BW7961-3/11-8	TRAPEZE SOFTWARE SUPPORT	2/22/2023	6/30/2029	$ 6,535,364.00
Department(s):	TP			
BW8207-2/12-3	GIS ENTERPRISE LICENSE AND MAI	11/1/2015	1/31/2029	$ 15,711,338.44
Department(s):	IT			
BW9463-2/26-2	ELECTRONIC PATIENT CARE REPORT	2/1/2022	1/31/2027	$ 1,600,000.00
Department(s):	FR			
BW9744-0/27	Credit Risk Assessment Svcs	2/16/2023	2/15/2027	$ 200,000.00
Department(s):	WS			
BW-9794	PAGER LEASING AND SERVICES	4/29/2022	4/28/2027	$ 119,299.76
Department(s):	CR,FR,IT,WS			
CP-10635	AmericTran Servivces	12/8/2025	12/7/2026	$ 157,593.00
Department(s):	TP			
CP-10705	45' POLES CONFIRMATION PURCHAS	6/17/2026	7/16/2026	$ 130,588.20
Department(s):	TP			
CP-10711	CIVIL COURTHOUSE ADVISORY SERV	6/26/2026	7/25/2026	$ 29,983.75
Department(s):	ID			
D0003	FLORIDA STATEWIDE EMERGENCY AL	8/30/2021	6/30/2029	$ 272,970.01
Department(s):	IT			
D-10112	Sec. Guard Serv. for SpTDs	6/1/2021	5/31/2031	$ 63,091,815.00
Department(s):	PR			
D-10122-4	HEAD START PROGRAM SERVICES	8/1/2025	7/31/2026	$ 66,425,613.00
Department(s):	CH			
D-10253	MOTOROLA PUBLIC SAFETY RADIOS	8/4/2022	8/3/2027	$ 187,110,616.00
Department(s):	CR,EM,FR,IT			
D-10269	Dark Fiber Lease Agreement	4/1/2024	3/31/2029	$ 837,400.00
Department(s):	IT			
D7289-0/24	ORACLE MASTER AGREEMENT	5/22/2019	11/18/2029	$ 105,170,325.97
Department(s):	IT			

Return to Table of Contents

APPENDIX V: ACTIVE GOODS AND SERVICES CONTRACTS

Contract ID	Description	Begin Date	Expire Date	Contract Amount
DIR-CPO-4909	Microsoft Technical Services	7/1/2024	1/26/2027	$ 439,146.00
Department(s):	AV,IT,PM			
DIR-CPO-5687	Salesforce Cloud Solutions	4/2/2026	5/18/2027	$ 3,551,000.00
Department(s):	RE,WS			
DMS-22/23-007C	Real Estate Services	3/26/2025	4/8/2029	$ 1,687,700.00
Department(s):	ID			
E-10232	Laundry Service	5/5/2022	5/4/2029	$ 4,700,000.00
Department(s):	CR			
E-10278	Inspection Station Equipment	10/1/2022	6/30/2028	$ 242,452.48
Department(s):	TP			
E-10381	MIA North Terminal Project HNT	9/15/2023	12/8/2028	$ 564,811.73
Department(s):	AV			
E-10382	MIA North Terminal Project PSI	9/15/2023	12/8/2028	$ 157,719.27
Department(s):	AV			
E-10383	MIA North Terminal Project TYL	9/15/2023	12/8/2028	$ 1,259,631.99
Department(s):	AV			
E-10417	MIA Skytrain ASR Remediation	1/18/2024	12/8/2028	$ 12,370,313.72
Department(s):	AV			
E-10444	EMERGENCY PURCHASE OF A GENERA	3/1/2024	2/28/2027	$ 650,000.00
Department(s):	CR			
E-10476	Skytrain Project Support	5/3/2024	12/8/2028	$ 120,820.00
Department(s):	AV			
E-10484	FORTS Fire Station Units	6/11/2024	6/10/2027	$ 1,082,810.00
Department(s):	FR			
E-10610	Summer Food Service Program	8/5/2025	8/4/2026	$ 150,000.00
Department(s):	CH			
E-10618	Streetlighting Maint & Repair	7/16/2025	7/15/2027	$ 29,413,367.84
Department(s):	TP			
E-10632	CA IDMS Software Licenses, Mai	10/1/2025	9/30/2027	$ 4,927,515.00
Department(s):	IT			
E-10638-1	LEHMAN CENTER MT1 SHOP LIFT/BO	10/30/2025	9/29/2026	$ 150,000.00
Department(s):	TP			
E-10641-1	PYD TRACTION POWER SUBSTATION	10/30/2025	9/29/2026	$ 250,000.00
Department(s):	TP			
E-10658	Chiller Plant Maint Repairs	12/19/2025	11/5/2027	$ 305,228.00
Department(s):	AV			
E-10663	MDPLS Microsoft Licenses	1/15/2026	1/14/2027	$ 1,700,000.00
Department(s):	IT			
E-10700	Fiber Trays	4/14/2026	9/13/2026	$ 250,000.00
Department(s):	CR			
E-10709	Honeywell Avionics Protection	5/14/2026	5/13/2027	$ 241,020.00
Department(s):	FR			
E-10714	Summer Food Service Program	6/16/2026	8/31/2026	$ 1,900,000.00
Department(s):	CH			
EPPRFP-00286	PROPERTY LEASE FOR LAND AT NW	4/1/2017	3/31/2032	$ 1.00
Department(s):	ID			
EPPRFP-00402-3(3)	CASE MANAGEMENT SYSTEM	4/12/2026	4/11/2028	$ 84,082.39
Department(s):	IG			
EPPRFP-00559-1(1)	HERBERT HOOVER MARINA OPERATIO	8/1/2023	7/31/2028	$ -
Department(s):	PR			

Return to Table of Contents

APPENDIX V: ACTIVE GOODS AND SERVICES CONTRACTS

Contract ID	Description	Begin Date	Expire Date	Contract Amount
EPP-RFP-01273-2(2)	GOLF PRO SERVICES AT PALMETTO	3/1/2026	2/28/2027	$ -
Department(s):	PR			
EPP-RFP-01274-1(1)	GOLF PRO SERVICES AT COUNTRY C	3/1/2025	2/28/2030	$ -
Department(s):	PR			
EPP-RFP-01312	Crandon Golf Pro Services	9/1/2022	8/31/2027	$ 1.00
Department(s):	PR			
EPPRFP-01396-1(1)	REAL ESTATE APPRAISAL SERVICES	5/1/2024	7/31/2026	$ 345,755.21
Department(s):	AV			
EPPRFP-01398-1(1)	REAL ESTATE APPRAISAL SERVICES	5/1/2024	7/31/2026	$ 292,500.00
Department(s):	AV			
EPPRFP-01611	LIVESCAN BACKGROUND SOLUTION	9/2/2021	9/1/2026	$ 89,900.00
Department(s):	HR,ID			
EPPRFP-01654	Temporary MEC Staffing Svcs	9/1/2021	8/31/2026	$ 462,500.00
Department(s):	FR			
EPPRFP-01683	ACTUARIAL STUDIES AND RELATED	11/1/2021	10/31/2026	$ 80,000.00
Department(s):	ID			
EPPRFP-01701	FINANCIAL ADVISORY SVCS - CFFP	9/1/2021	8/31/2026	$ 106,000.00
Department(s):	PH			
EPPRFP-01741	Tennis at Continental Park	4/1/2022	3/31/2032	$ -
Department(s):	PR			
EPPRFP-02297	Tennis Center at Ron Ehmann	3/1/2023	2/28/2033	$ 1.00
Department(s):	PR			
EPP-RFP606-2(2)	TROPICAL PARK BATTING CAGES	11/1/2023	10/31/2028	$ -
Department(s):	PR			
EVN0000002-1(2)	Meters for Water Service / Par	6/1/2026	5/31/2027	$ 3,279,000.00
Department(s):	WS			
EVN0000003	Spoil Island Maintenance Serv	4/1/2023	3/31/2028	$ 309,960.00
Department(s):	DE,RE			
EVN0000005	PCI EQUIPMENT	6/18/2023	6/30/2028	$ 34,389,000.00
Department(s):	DE,PR,RE,WS			
EVN0000012	Runway Rubber Removal	5/1/2023	4/30/2028	$ 880,000.00
Department(s):	AV			
EVN0000018	DEIONIZED WATER SYSTEMS AND SE	11/1/2022	10/31/2027	$ 410,545.50
Department(s):	DE,ME,RE,WS			
EVN0000021	Lake and Fountain Mainteance	8/1/2024	7/31/2029	$ 1,531,680.00
Department(s):	LB,PR			
EVN0000022	Pipeline Inspection Services	7/17/2023	7/31/2028	$ 30,000,000.00
Department(s):	WS			
EVN0000024	Tow Unauth/Abandoned Veh.	4/7/2023	4/6/2028	$ 1.25
Department(s):	ID,LB,PH,PR,TP			
EVN0000025	Mobile Materials Handling Equi	10/11/2022	10/31/2027	$ 450,000.00
Department(s):	AV,FR,ID,PH,PR,SW,TP,WS			
EVN0000026	LIFT STATIONS MAINT/SERVS	2/1/2024	1/31/2029	$ 2,542,800.00
Department(s):	CH,CR,ID,PH,PR,SP,SW,TP			
EVN0000030	Air Emission Testing Services	2/1/2024	1/31/2029	$ 587,167.00
Department(s):	WS			
EVN0000034	Diving & Underwater Maintenanc	1/1/2024	12/31/2029	$ 1,400,000.00
Department(s):	WS			
EVN0000037	Maintenance and Repair Service	8/1/2023	7/31/2028	$ 301,212,092.00
Department(s):	AV,TP			

Return to Table of Contents

APPENDIX V: ACTIVE GOODS AND SERVICES CONTRACTS

Contract ID	Description	Begin Date	Expire Date	Contract Amount
EVN0000040	Janitorial Supplies & Related	6/1/2023	5/31/2028	$ 23,011,767.15
Department(s):	AD,AV,CH,CR,CU,DE,FR,ID,LB,ME,PH,PR,RE,SP,SW,TP,WS			
EVN0000044-1(3)	Crandon Park Restaurant Operat	7/1/2026	6/30/2027	$ -
Department(s):	PR			
EVN0000045	REPRODUCTION AND BINDING SRVCS	5/1/2023	4/30/2028	$ 1,512,500.00
Department(s):	FR,ID,IT,LB,MM,PH,RE,SP			
EVN0000048	Retail Consultant Services	5/1/2024	4/30/2029	$ 990,000.00
Department(s):	AV			
EVN0000061	Ice Products	1/1/2024	12/31/2029	$ 478,400.00
Department(s):	SW			
EVN0000079	APPLIANCES,PARTS,RELATED SERV.	4/25/2023	4/30/2028	$ 11,959,752.00
Department(s):	AD,AV,CH,CR,CU,DE,FR,ID,IG,LB,ME,PH,PR,RE,SP,SW,TP,WS			
EVN0000082	Plexiglass Safety Shield Insta	4/1/2023	3/31/2028	$ 200,000.00
Department(s):	AV			
EVN0000084	GROCERY & SHELF STABLE	5/1/2023	4/30/2028	$ 20,170,000.00
Department(s):	CH,CR,DE,LB,PH,PR,RE,SP,WS			
EVN0000092	Auto A/C Services	11/8/2022	11/7/2027	$ 563,000.00
Department(s):	AV,ID			
EVN0000093	Bus Passenger Bench Program	8/29/2024	8/28/2034	$ 1.00
Department(s):	TP			
EVN0000098	LABORATORY TESTING &SAMPLING	7/1/2023	6/30/2028	$ 3,466,087.00
Department(s):	WS			
EVN0000101	Cisco Pool Services	6/1/2023	5/31/2028	$ 29,760,000.00
Department(s):	AV,IT			
EVN0000104	Polygraph Examination Services	10/1/2023	9/30/2028	$ 1,212,570.00
Department(s):	CR,TP			
EVN0000107	SUN Program	2/1/2023	1/31/2028	$ 934,000.00
Department(s):	AD			
EVN0000109	Manufactured Modular Building	10/1/2023	9/30/2028	$ 1,432,000.00
Department(s):	ID,LB,PR,TP			
EVN0000111	Investigative & Surveillance	9/1/2023	8/31/2026	$ 528,416.00
Department(s):	FR,ID,PR,RE			
EVN0000133	PARK OPERATIONS AND RECREATION	9/1/2023	8/31/2033	$ 10,930,000.00
Department(s):	CR,FR,PR			
EVN0000139	Crandon Park Beach Concession	10/1/2025	9/30/2026	$ -
Department(s):	PR			
EVN0000140	Engraved Badges & Insignias	9/1/2023	8/31/2028	$ 4,779,401.00
Department(s):	AD,AV,CH,CR,CT,DE,FR,HR,ID,IT,JU,ME,PM,PR,RE,SP,SW			
EVN0000146	VARIOUS LABORATORY INSTRUMENTS	7/1/2023	6/30/2028	$ 6,835,600.00
Department(s):	DE,ME,PR,RE,WS			
EVN0000147	Processing of Recyclable Mater	4/1/2025	3/31/2030	$ 35,600,000.00
Department(s):	SW			
EVN0000148-Z1	CURBSIDE RECYCLING COLLECTION	7/31/2024	3/31/2033	$ 46,863,088.00
Department(s):	SW			
EVN0000148-Z2	Z2 Curbside Recycling Collecti	7/31/2024	3/31/2033	$ 37,571,184.00
Department(s):	SW			
EVN0000148-Z3	Z3 Curbside Recycling Collecti	7/31/2024	3/31/2033	$ 61,007,973.00
Department(s):	SW			
EVN0000152	Johnson Controls BMS at County	8/1/2023	7/31/2028	$ 712,000.00
Department(s):	CR			

Return to Table of Contents

APPENDIX V: ACTIVE GOODS AND SERVICES CONTRACTS

Contract ID	Description	Begin Date	Expire Date	Contract Amount
EVN0000163	Night Vision Goggles - Inspect	4/6/2023	4/5/2028	$ 108,900.00
Department(s):	FR			
EVN0000169	Bus and Train Operator Uniform	7/1/2023	6/30/2028	$ 5,247,006.00
Department(s):	AV,TP			
EVN0000173	Inmate Meal Service Program	12/1/2025	11/30/2030	$ 109,315,408.00
Department(s):	CR			
EVN0000180	Perishable Products	8/1/2023	7/31/2028	$ 19,735,000.00
Department(s):	CH,CR,PH,PR			
EVN0000181	RECREATIONAL PROGRAMMING	4/1/2023	3/31/2028	$ 500,000.00
Department(s):	PR			
EVN0000182	External Independent Auditing	7/2/2024	7/31/2029	$ 10,027,336.00
Department(s):	AV,BU,HT,TP,WS			
EVN0000183	Toner Cartridges (NEW/OEM) for	5/15/2023	5/31/2028	$ 7,000,000.00
Department(s):	ID			
EVN0000185	Sodium Permanganate	12/1/2023	11/30/2028	$ 4,820,513.00
Department(s):	WS			
EVN0000186	Liquid Ferric Sulfate & Storag	11/15/2023	11/30/2028	$ 45,983,050.00
Department(s):	WS			
EVN0000187	DEWATERING & TANK CLEANING SER	12/1/2023	11/30/2028	$ 6,017,000.00
Department(s):	SW,TP,WS			
EVN0000200	CARGO CONSULTANT AND PORT IMPA	6/26/2023	6/30/2028	$ 900,000.00
Department(s):	SP			
EVN0000201	Janitorial Services for MDAD	3/1/2025	4/30/2030	$ -
Department(s):	AV			
EVN0000201-B	Janitorial Services (Area B)	5/1/2025	4/30/2030	$ 32,205,098.37
Department(s):	AV			
EVN0000201-C	Janitorial Services (Area C)	3/1/2025	2/28/2030	$ 36,159,117.70
Department(s):	AV			
EVN0000202-A1	GASP - Ultra Aviation	7/1/2025	6/30/2030	$ -
Department(s):	AV			
EVN0000202-B1	GASP - ASMO dba Eulen	7/1/2025	6/30/2030	$ -
Department(s):	AV			
EVN0000202-B2	GASP - G2	7/1/2025	6/30/2030	$ -
Department(s):	AV			
EVN0000202-B3	GASP - Swissport	7/1/2025	6/30/2030	$ -
Department(s):	AV			
EVN0000202-B4	GASP - Triangle	7/1/2025	6/30/2030	$ -
Department(s):	AV			
EVN0000202-B5	GASP - Menzies	7/1/2025	6/30/2030	$ -
Department(s):	AV			
EVN0000202-B6	GASP - AGI Ground	7/1/2025	6/30/2030	$ -
Department(s):	AV			
EVN0000203	Landfill Gas Management System	3/1/2024	2/28/2029	$ 1,699,110.00
Department(s):	SW			
EVN0000204-1(1)	LEGAL RESEARCH SERVICES FOR IN	2/1/2025	1/31/2027	$ 220,000.00
Department(s):	CR			
EVN0000208	Canal Maintenance Services	5/1/2024	4/30/2029	$ 3,363,970.00
Department(s):	AV			
EVN0000214	Backfile Conversion and Scanni	6/1/2023	5/31/2027	$ 1,377,650.00
Department(s):	AV,DE,HR,ID,LB,MM,PH,RE,SP,SW			

Return to Table of Contents

APPENDIX V: ACTIVE GOODS AND SERVICES CONTRACTS

Contract ID	Description	Begin Date	Expire Date	Contract Amount
EVN0000215	Lost & Found System Services f	4/1/2024	3/31/2029	$ 19,991.70
Department(s):	AV			
EVN0000224	LIQUID LEVEL CONTROL SYST	5/7/2024	5/31/2029	$ 1,625,000.00
Department(s):	WS			
EVN0000228	Lawn Equipment: Purchase, Leas	3/1/2024	2/28/2029	$ 8,255,863.00
Department(s):	AV,CR,FR,ID,LB,PH,PR,SW,TP,WS			
EVN0000230	Loading Bridge Tire Services	4/1/2024	3/31/2029	$ 564,200.00
Department(s):	AV			
EVN0000237	Sleeping Centers at MIA	8/13/2024	8/12/2029	$ -
Department(s):	AV			
EVN0000242	Vending Machines Services	4/1/2023	3/31/2028	$ -
Department(s):	TP			
EVN0000246	FURNITURE OFFICE AND NON-OFFIC	9/1/2023	8/31/2028	$ 116,359,072.12
Department(s):	AD,AV,CH,CR,CT,CU,DE,EM,FR,HR,ID,IN,IT,JU,LB,ME,MM,OC,PH,PM,PR,RE,SP,SW,TC,TP,WS			
EVN0000248	PIPE & FITTINGS FOR WATER & WA	4/1/2024	3/31/2029	$ 23,805,000.00
Department(s):	WS			
EVN0000251	Cleanining Repair Bunker Gear	11/1/2023	10/31/2028	$ 12,758,625.00
Department(s):	FR			
EVN0000264	PSYCHOLOGICAL TESTING AND EVAL	9/1/2024	8/31/2029	$ 3,622,750.00
Department(s):	CR,FR			
EVN0000270-1(1)	Microsoft Software Licensing S	5/26/2026	5/31/2029	$ 57,603,500.00
Department(s):	IT			
EVN0000277	Sodium Polyphosphate	2/1/2024	1/31/2029	$ 7,557,534.00
Department(s):	WS			
EVN0000280	MAILING SERVICES	6/10/2023	6/30/2028	$ 1,315,256.00
Department(s):	AV,ID,IN,LB,TC,WS			
EVN0000292	Pumps, Drives, Motors, and Rel	11/1/2023	10/31/2028	$ 85,047,000.00
Department(s):	AV,CR,FR,ID,LB,PH,PR,SP,SW,TP,WS			
EVN0000294	PublicSafetyVehicleAccessories	9/1/2023	8/31/2028	$ 4,874,224.35
Department(s):	AD,AV,CR,DE,EM,FR,ID,IT,RE,WS			
EVN0000308	Strategic Planning and Review	11/21/2023	11/30/2028	$ 2,500,000.00
Department(s):	TT			
EVN0000313	Tarpaulin Covers & Accessories	9/1/2023	8/31/2028	$ 532,557.00
Department(s):	CR,FR,ID,WS			
EVN0000325	HARD AND SOFT SURFACE FLOORING	12/1/2023	11/30/2028	$ 18,581,780.00
Department(s):	AD,AV,FR,ID,LB,PH,PR,SP,TP,WS			
EVN0000335	Specialty Printed Products	4/1/2024	3/31/2029	$ 5,045,000.00
Department(s):	AV,DE,ID,IT,LB,PH,RE,TP			
EVN0000338	Satellite Telecommunication Eq	4/1/2024	3/31/2029	$ 641,250.00
Department(s):	AV,FR,IT			
EVN0000345	Liquid Waste Handling Services	6/1/2023	5/31/2028	$ 1,767,200.00
Department(s):	AD,AV,CH,CR,FR,ID,PH,PR,SW,TP			
EVN0000350	Refractory Fire Bricks, Relate	4/1/2023	3/31/2028	$ 764,700.00
Department(s):	WS			
EVN0000356	Operation of MDFR Cafeteria	11/1/2024	10/31/2029	$ 227,000.00
Department(s):	EM,FR			
EVN0000380	TURNKEY AMI SOLUTION	12/1/2025	11/30/2045	$ 273,637,617.00
Department(s):	WS			
EVN0000381	Traffic Control Accessories	10/1/2023	9/30/2028	$ 2,099,484.00
Department(s):	CU,DE,ID,PR,RE,SP,TP,WS			

Return to Table of Contents

APPENDIX V: ACTIVE GOODS AND SERVICES CONTRACTS

Contract ID	Description	Begin Date	Expire Date	Contract Amount
EVN0000385	Chillers and HVAC Equipment fo	11/1/2023	10/31/2029	$ 10,712,100.00
Department(s):	WS			
EVN0000389	PAPER, FINE REGISTERED MILL BR	12/1/2023	11/30/2028	$ 8,850,000.00
Department(s):	ID			
EVN0000390	Fixed Rte. Scheduling Software	11/6/2025	11/30/2030	$ 4,218,581.00
Department(s):	TP			
EVN0000402	Transportation Screening Equip	1/29/2025	1/31/2032	$ 35,878,426.00
Department(s):	AV			
EVN0000408	Arts, Crafts, and Ceramic Sup.	9/1/2023	8/31/2028	$ 500,000.00
Department(s):	CH,CU,LB,PR			
EVN0000409	Storage Containers	10/1/2023	9/30/2028	$ 3,206,063.00
Department(s):	CU,FR,PR,SW,TP,WS			
EVN0000417	Golf Carts & Utility Vehicles	8/1/2023	7/31/2031	$ 19,291,000.00
Department(s):	PR			
EVN0000417P	Golf Cart & Utility Vehicle	8/1/2023	7/31/2031	$ 7,000,000.00
Department(s):	ID,PR,SP			
EVN0000418	County Facilities Recycling	2/1/2024	1/31/2029	$ 10,183,812.00
Department(s):	AD,AV,CR,CU,FR,ID,LB,PR,SP,SW,TP,WS			
EVN0000425	Management of Aviation Fueling	12/1/2024	11/30/2031	$ 4,054,720.00
Department(s):	AV			
EVN0000429	CYROGENIC OXYGEN PLANT	1/1/2025	12/31/2029	$ 12,156,661.00
Department(s):	WS			
EVN0000440	RENTAL OF PORTABLE TOILETS	6/1/2024	5/31/2029	$ 4,801,733.44
Department(s):	AD,AV,CR,CU,DE,FR,PR,RE,SP,SW,TP,WS			
EVN0000446	Trained Canines and Training	4/1/2025	3/31/2030	$ 180,000.00
Department(s):	AV,SP			
EVN0000469	Purch OEM/OE Parts/Sup/Repairs	8/15/2023	8/31/2028	$ 102,752,000.00
Department(s):	AV,FR,ID,PR,SP,SW,TP,WS			
EVN0000470	Check Guarantee Services	8/1/2024	7/31/2029	$ 210,000.00
Department(s):	SW			
EVN0000471	Court Reporting Services	9/1/2024	8/31/2029	$ 525,500.00
Department(s):	DE,EM,FR,HR,ID,IG,PM,RE			
EVN0000473	EMERGENCY MED. SERV. TRAINING	2/12/2025	2/28/2030	$ 1,102,500.00
Department(s):	FR			
EVN0000474	Dog Training Services	12/1/2023	11/30/2028	$ 400,000.00
Department(s):	AD			
EVN0000479	Water/Wastewater Treatment Pts	11/1/2025	10/31/2030	$ 81,250,000.00
Department(s):	WS			
EVN0000502	Garbage and Trash Containers	2/1/2024	1/31/2029	$ 5,335,000.00
Department(s):	AV,FR,PR,SW			
EVN0000506	Underfloor Wheel Truing Machin	4/1/2024	3/31/2034	$ 2,378,143.00
Department(s):	TP			
EVN0000521-2(3)	TPO Federal Leg Advocacy	4/1/2026	3/31/2027	$ 75,000.00
Department(s):	MP			
EVN0000526	Dead Marine Life Clean-Up Serv	4/1/2025	3/31/2030	$ 503,500.00
Department(s):	RE			
EVN0000539	Tire Removal & Disposal Serv.	8/1/2023	7/31/2028	$ 1,294,358.00
Department(s):	AV,FR,ID,PR,TP,WS			
EVN0000543	Audio Visual Equip. & Supplies	2/1/2024	1/31/2029	$ 29,814,851.00
Department(s):	AD,AV,CH,CR,CT,CU,DE,EM,FR,ID,IG,IT,LB,ME,MP,OC,PH,PR,RE,SP,SW,TP,WS			

Return to Table of Contents

APPENDIX V: ACTIVE GOODS AND SERVICES CONTRACTS

Contract ID	Description	Begin Date	Expire Date	Contract Amount
EVN0000565	Furniture Installation and Rel	10/1/2024	9/30/2029	$ 1,995,300.00
Department(s):	AV			
EVN0000568	RENTAL OF SPACE AND HOTEL ACCO	3/1/2024	2/28/2029	$ 950,000.00
Department(s):	CH,TP			
EVN0000570	Chemical & Biological Testing	11/1/2024	10/31/2029	$ 4,999,983.00
Department(s):	AV,DE,RE,SW,TP,WS			
EVN0000571	Welding Repairs & Related Svc	4/1/2025	3/31/2030	$ 8,413,500.00
Department(s):	AV,CR,FR,ID,LB,PH,PR,SP,SW,TP,WS			
EVN0000579	Lifeguard Towers (Crandon)	2/1/2024	1/31/2027	$ 1,065,350.00
Department(s):	FR			
EVN0000591	Purchase/Repair Radiators, Air	9/1/2024	8/31/2029	$ 295,000.00
Department(s):	AV,FR,ID,PR,TP,WS			
EVN0000597-2(3)	Governmental Rep in Washington	2/1/2026	1/31/2027	$ 1,206,000.00
Department(s):	CC			
EVN0000606	MUNICIPAL BOND UNDERWRITING PO	12/1/2024	11/30/2029	$ 1,000,000.00
Department(s):	BU			
EVN0000614	HVAC Equipment Purchases and R	8/1/2024	7/31/2034	$ 91,929,000.00
Department(s):	AD,AV,CH,CR,CU,FR,ID,LB,PH,PR,SP,TP,WS			
EVN0000626-1(2)	Nuts, Bolts, Screws, Rivets	2/1/2025	1/31/2027	$ 301,413.76
Department(s):	TP			
EVN0000638	GARBAGE COLLECTIONS & DISPOSAL	6/1/2024	5/31/2029	$ 11,776,819.78
Department(s):	AV			
EVN0000644	Flat Sheet and Quality Printin	11/1/2023	10/31/2028	$ 6,157,000.00
Department(s):	CR,ID,PR,TP			
EVN0000646	Hewlett Packard Enterprise (HP	10/2/2024	9/30/2029	$ 20,214,396.00
Department(s):	FR,IT			
EVN0000648	COMMUNITY REDEVELOPMENT CONS	2/1/2024	1/31/2029	$ 600,000.00
Department(s):	BU			
EVN0000649	Fire Alarm Services	4/1/2025	3/31/2030	$ 4,803,238.00
Department(s):	AD,AV,CH,CR,CU,FR,ID,LB,PH,PR,SP,SW,TP,WS			
EVN0000700	Odor Control Chemicals	12/1/2024	11/30/2029	$ 2,697,766.00
Department(s):	SW,WS			
EVN0000700P	Odor Control Atomizing Systems	12/1/2024	11/30/2029	$ 470,900.00
Department(s):	SW			
EVN0000703	Liquid Chlorine	10/1/2024	9/30/2029	$ 17,191,740.00
Department(s):	WS			
EVN0000746	DRY CLEANING AND LAUNDRY SERVI	10/4/2023	10/31/2028	$ 962,631.25
Department(s):	AD,CR,DE,ID,LB,OC,PM,RE,SP			
EVN0000755	LABORATORY TESTING & SAMPLING	12/1/2023	6/30/2028	$ 403,281.67
Department(s):	WS			
EVN0000788	PCI Certified QSA Consulting S	8/1/2024	7/31/2029	$ 799,829.00
Department(s):	IT			
EVN0000840	ANIMAL IDENTIFICATION MICROCHI	12/2/2024	12/1/2029	$ 342,500.06
Department(s):	AD			
EVN0000841	Golf Ball Retrieval Services	3/18/2024	3/31/2029	$ -
Department(s):	PR			
EVN0000894	TPA FOR FLEXIBLE SPENDING ACCT	1/1/2025	12/31/2030	$ 423,576.00
Department(s):	HR,ID			
EVN0000925	Retroreflective Sign Materials	4/1/2024	3/31/2029	$ 945,077.00
Department(s):	AV,TP			

Return to Table of Contents

APPENDIX V: ACTIVE GOODS AND SERVICES CONTRACTS

Contract ID	Description	Begin Date	Expire Date	Contract Amount
EVN0000978	SMART CARDS	7/2/2024	7/31/2027	$ 956,232.00
Department(s):	TP			
EVN0001010	County Bond Counsel Pool	3/1/2025	2/28/2030	$ 5,000,000.00
Department(s):	BU			
EVN0001011	Air Service Development Consul	1/1/2025	12/31/2029	$ 930,000.00
Department(s):	AV			
EVN0001042	Insurance Consulting Services	3/1/2025	2/28/2030	$ 250,000.00
Department(s):	AV			
EVN0001074	Disclosure Counsel Pool	3/1/2025	2/28/2030	$ 3,500,000.00
Department(s):	BU			
EVN0001090	FARE COLLECTION EQUIPMENT	12/16/2024	12/31/2030	$ 64,771,337.00
Department(s):	TP			
EVN0001117	Speedometer/Speed Measuring	1/1/2024	12/31/2028	$ 497,000.00
Department(s):	AV			
EVN0001188	Helicopter Parts, Avionics...	1/1/2024	12/31/2028	$ 12,360,000.00
Department(s):	FR			
EVN0001221	Boat Purchases & Services	9/1/2024	8/31/2029	$ 14,266,256.00
Department(s):	DE,FR,ID,PR,RE,SP,TP			
EVN0001449	Liquid Carbon Dioxide	2/20/2024	2/28/2029	$ 29,862,480.00
Department(s):	PR,WS			
EVN0001489	Fleet Vehicle Diagnostic Servi	12/1/2023	11/30/2028	$ 310,020.00
Department(s):	ID			
EVN0001533	Purchase of Wide Format Therma	5/1/2024	4/30/2030	$ 71,705.00
Department(s):	AV			
EVN0001568	Security Equipment, Accessorie	4/1/2024	3/31/2029	$ 33,082,305.00
Department(s):	AD,AV,CH,CR,CU,DE,FR,HR,ID,IT,LB,ME,PH,PR,RE,SP,SW,TP,WS			
EVN0001729	MDFR Pilot Training Services	9/25/2023	9/30/2026	$ 1,400,000.00
Department(s):	FR			
EVN0001830	OFFICE TRAILERS PURCHASE, RENT	9/1/2024	8/31/2029	$ 13,657,000.00
Department(s):	AD,CH,CR,CU,FR,ID,PH,PR,SP,SW,TP,WS			
EVN0001892	Tropical Park Equest. Center	10/1/2025	9/30/2045	$ -
Department(s):	PR			
EVN0002011	Backboard Decontamination	9/1/2024	8/31/2029	$ 468,000.00
Department(s):	FR			
EVN0002013	Commercial Records Management	8/6/2025	8/31/2030	$ 135,846.10
Department(s):	AV,IT,ME,PH,RE,SP			
EVN0002189	Green Waste Processing and Ben	4/16/2024	4/30/2027	$ 2,606,250.00
Department(s):	SW			
EVN0002328	Asset Management	1/8/2026	1/31/2031	$ 4,110,196.00
Department(s):	TP			
EVN0002436	Animal Boarding Services	11/1/2024	10/31/2029	$ 240,000.00
Department(s):	AD			
EVN0002439	Maintenance & Repair Vet Equip	10/1/2024	9/30/2029	$ 236,000.00
Department(s):	AD,PR			
EVN0002795	Runway Closure Markers	6/1/2024	5/31/2029	$ 263,200.00
Department(s):	AV			
EVN0002820	Phytosanitary Facility	4/9/2025	4/8/2060	$ 51,564,820.00
Department(s):	SP			
EVN0002829-2(4)	NW 7TH AVENUE CORRIDOR COMMUNI	5/1/2026	4/30/2027	$ 183,750.00
Department(s):	BU			

Return to Table of Contents

APPENDIX V: ACTIVE GOODS AND SERVICES CONTRACTS

Contract ID	Description	Begin Date	Expire Date	Contract Amount
EVN0002830-2(4)	ECONOMIC DEVELOPMENT COORDINAT	5/1/2026	4/30/2027	$ 190,000.00
Department(s):	BU			
EVN0002831-2(4)	NW 79TH STREET CORRIDOR COMMUN	5/1/2026	4/30/2027	$ 183,750.00
Department(s):	BU			
EVN0002890	Ticketing Mgmt 811 Software	11/1/2025	10/31/2030	$ 595,650.00
Department(s):	WS			
EVN0003042	Liquid Waste Hauling and Dispo	8/4/2025	8/3/2030	$ 6,032,400.00
Department(s):	AV			
EVN0003072	Dade-Monroe Card Sound Express	11/1/2024	10/31/2032	$ 35,264,661.00
Department(s):	TP			
EVN0003160	CONTINUING EDUCATION FOR AUDIT	6/10/2024	6/11/2029	$ 200,000.00
Department(s):	AU,IN			
EVN0003344	Vending Machines at MIA Termin	6/1/2025	5/31/2030	$ -
Department(s):	AV			
EVN0003402	METER BOXES, VAULTS, VALVE COV	9/1/2024	8/31/2029	$ 6,258,000.00
Department(s):	WS			
EVN0003458	Office Machine Repair & Maint	5/1/2024	4/30/2029	$ 255,000.00
Department(s):	CH,MP,PH,PR,RE,SW			
EVN0003513	Employee Group Legal Services	1/1/2026	12/31/2030	$ 13,100,000.00
Department(s):	ID			
EVN0003533	EMPLOYEE VOLUNTARY GROUP VISIO	1/1/2026	12/31/2028	$ 12,109,954.00
Department(s):	ID			
EVN0003576	Maint & Repair Services Conv.	9/1/2024	8/31/2029	$ 17,205,904.00
Department(s):	AV,CR,FR,ID,PH,PR,SP,SW,TP,WS			
EVN0003581	EMPLOYEE LIFE, AD&D SERVICES	1/1/2026	12/31/2030	$ 89,500,000.00
Department(s):	ID			
EVN0003708	Management Operation MIA Hotel	6/1/2026	5/31/2031	$ 3,382,634.00
Department(s):	AV			
EVN0003753	Opa-Locka Airport Control Towe	11/1/2024	10/31/2029	$ 186,176.10
Department(s):	AV			
EVN0003800	WORK GLOVES	6/1/2024	5/31/2029	$ 10,435,000.00
Department(s):	AD,AV,CH,CR,DE,FR,ID,JU,ME,PH,PR,RE,SP,SW,TP,WS			
EVN0003874	Mgmt of Parking at MIA	2/1/2026	1/31/2031	$ 2,468,748.00
Department(s):	AV			
EVN0003886	VENDING MACHINE SERVICES	11/1/2024	10/31/2029	$ -
Department(s):	AD,ID,SP			
EVN0003934	Cables and Circuits for 400Hz	10/1/2024	9/30/2027	$ 520,883.00
Department(s):	AV			
EVN0004092	Iguana Control Services	8/25/2025	8/31/2030	$ 500,000.00
Department(s):	CU,LB,PR			
EVN0004428	Personal Hygiene Supplies & Re	6/1/2025	5/31/2029	$ 916,098.48
Department(s):	CH,LB,PH			
EVN0004629	1175 NW SOUTH RIVER DRIVE DEVE	4/23/2025	4/22/2124	$ -
Department(s):	PH			
EVN0004642	MDFR EQUIPMENT TESTING AND REL	12/1/2024	11/30/2027	$ 576,000.00
Department(s):	FR			
EVN0004711	Tire Purchases, and Related Se	2/9/2025	2/28/2030	$ 35,062,395.00
Department(s):	AV,FR,ID,PR,TP,WS			
EVN0004817	OFFICE SYSTEMS RECONFIGURATION	3/1/2025	2/28/2030	$ 1,472,392.00
Department(s):	CH,CR,CU,ID,RE,SP,SW,TP			

Return to Table of Contents

APPENDIX V: ACTIVE GOODS AND SERVICES CONTRACTS

Contract ID	Description	Begin Date	Expire Date	Contract Amount
EVN0004832	OSHA HEALTH AND SAFETY TRAININ	9/1/2024	8/30/2028	$ 216,200.00
Department(s):	RE			
EVN0005157	Testing & Exam Services Const.	10/1/2024	9/30/2029	$ 763,650.00
Department(s):	RE,TP			
EVN0005180	ADVERTISING & MGMT SVCS FOR CO	5/1/2025	4/30/2030	$ -
Department(s):	RE			
EVN0005224	Zero Waste Master Plan	2/3/2025	2/28/2027	$ 1,000,000.00
Department(s):	SW			
EVN0005234	Pet Licensing Tags	7/1/2024	6/30/2029	$ 323,950.00
Department(s):	AD			
EVN0005818	P3 AND INFRASTRUCTURE	6/1/2025	5/31/2030	$ 1,000,000.00
Department(s):	PM,SW			
EVN0005894	White Goods Recycling Services	10/1/2024	9/30/2027	$ 1.00
Department(s):	SW			
EVN0006231	MATTRESSES, LINENS, AND ACCESS	11/1/2025	10/31/2030	$ 9,114,915.00
Department(s):	CH,CR			
EVN0006686	50% LIQUID HYDROGEN PEROXIDE	5/1/2026	4/30/2031	$ 11,554,272.00
Department(s):	WS			
EVN0006752	Janitorial Services DTPW	6/2/2025	6/30/2028	$ 30,621,261.00
Department(s):	TP			
EVN0006847	MDFR Emergency Pharmaceutical	3/1/2025	2/28/2030	$ 300,000.00
Department(s):	FR			
EVN0006904	MEDICAL TRANSPORTATION SERVICE	10/1/2024	9/30/2029	$ 11,325,000.00
Department(s):	CR,EM,FR			
EVN0007884	Cranes, Hoists, & Related Svcs	2/1/2025	1/31/2030	$ 5,000,000.00
Department(s):	AV,FR,ID,TP,WS			
EVN0007958	FIREFIGHTER TRAINING PROGRAM	9/1/2024	8/31/2029	$ 1,000,000.00
Department(s):	FR			
EVN0008128-1(3)	Governmental Representation	12/1/2025	11/30/2026	$ 1,062,600.00
Department(s):	CC			
EVN0008315	Bulk Ind. Crude Solar Salt	3/1/2025	2/28/2030	$ 4,698,000.00
Department(s):	WS			
EVN0008360	WASTE TIRE PROCESSING AND RELA	12/1/2024	11/30/2029	$ 8,004,750.00
Department(s):	SW			
EVN0008531	FLIGHT APPAREL	3/1/2025	2/28/2027	$ 113,359.65
Department(s):	FR			
EVN0008544	Traffic Control Street Lightin	10/1/2024	9/30/2028	$ 24,720,919.00
Department(s):	TP			
EVN0008769	Medical, Industrial Gases	11/1/2025	10/31/2030	$ 1,189,379.00
Department(s):	AD,AV,CR,FR,ID,PR,SP,SW,TP			
EVN0008770	Maint. for Vehicle Washers	4/1/2025	3/31/2030	$ 921,870.00
Department(s):	AV,SW,TP			
EVN0008779	MISDEMEANOR DIVERSION SERVICES	12/1/2025	11/30/2030	$ -
Department(s):	SA			
EVN0008800	Restaurant Service	4/1/2026	3/31/2036	$ -
Department(s):	PR			
EVN0009148	Fountain Preventive Maintenanc	9/1/2024	8/31/2029	$ 80,500.00
Department(s):	LB			
EVN0009185	Market Research & Bus Planning	7/1/2025	6/30/2030	$ 400,000.00
Department(s):	PR			

Return to Table of Contents

APPENDIX V: ACTIVE GOODS AND SERVICES CONTRACTS

Contract ID	Description	Begin Date	Expire Date	Contract Amount
EVN0009207	CASH MANAGEMENT SYSTEM	8/15/2024	8/31/2026	$ 81,826.00
Department(s):	PR			
EVN0009393	SUPPLEMENTAL MEDICAID & MEDI	4/1/2026	3/31/2031	$ 875,000.00
Department(s):	FR			
EVN0009411	EAP-AC UNITS MAINTENANCE AND R	10/1/2025	9/30/2030	$ 1,307,325.25
Department(s):	AV			
EVN0009787	Summer Food Service Program	5/15/2026	5/31/2027	$ 3,000,000.00
Department(s):	CH			
EVN0009868	Water Products	11/10/2025	12/30/2030	$ 678,235.00
Department(s):	FR,PH,SP			
EVN0009869	Water Cooler Dispensers	3/1/2026	2/28/2031	$ 464,560.80
Department(s):	AV,LB,PH,PR,RE			
EVN0010304	BMS MAINTENANCE AT CHILDREN'S	2/1/2026	1/31/2031	$ 712,123.00
Department(s):	ID			
EVN0010471	Electronic Waste Recycling Ser	12/9/2024	12/31/2029	$ 440,000.00
Department(s):	SW			
EVN0010618	ULTRASONIC RAIL TESTING SVCS	8/23/2025	8/31/2028	$ 180,000.00
Department(s):	TP			
EVN0010632	Warranty Claims Services	9/1/2024	8/31/2029	$ 176,000.00
Department(s):	ID			
EVN0011417	AtlasIED Systems Services	10/23/2025	10/22/2030	$ 1,650,000.00
Department(s):	AV			
EVN0011465	Sodium Hypochlorite and Cont	10/1/2025	9/30/2030	$ 2,344,800.00
Department(s):	PR			
EVN0011468	Aqueous Ammonia	7/1/2025	6/30/2030	$ 4,079,625.00
Department(s):	WS			
EVN0012420	CREDIT UNDERWRITING SERVICES,	7/1/2025	6/30/2030	$ 975,000.00
Department(s):	PH			
EVN0012788	Grounds Maintenance for MIA	12/1/2025	11/30/2030	$ 13,093,388.98
Department(s):	AV			
EVN0013016	Care & Custody Services for Ju	5/1/2025	5/31/2033	$ 16,091,562.54
Department(s):	CH,JU			
EVN0013055	Maint and Insp Serv for Landfi	7/1/2025	6/30/2030	$ 1,283,355.00
Department(s):	SW,WS			
EVN0013500	Sodium Hypochlorite	5/1/2026	4/30/2031	$ 138,098,238.00
Department(s):	WS			
EVN0013521	Integrated Pest Management Ser	12/1/2025	11/30/2030	$ 1,421,055.00
Department(s):	AV			
EVN0013613	HEAD START MEDICAL & ORAL SERV	7/1/2025	6/30/2030	$ 450,000.00
Department(s):	CH			
EVN0013891	Rental of Holiday Decor at MIA	11/1/2025	10/31/2030	$ 1,235,690.00
Department(s):	AV			
EVN0014000	Automotive Window Tinting	1/1/2025	12/31/2026	$ 233,784.00
Department(s):	AV,CR,DE,FR,IT,PR,RE,TP,WS			
EVN0014173	TYPE I AND TYPE III GLASS BEAD	6/1/2026	5/31/2031	$ 362,500.00
Department(s):	AV			
EVN0014193	MDAD Interior Foliage Maintena	6/1/2026	5/31/2031	$ 500,000.00
Department(s):	AV			
EVN0014230	SECTION 8 HOUSING VOUCHER SERV	7/1/2026	6/30/2031	$ 146,400,000.00
Department(s):	PH			

Return to Table of Contents

APPENDIX V: ACTIVE GOODS AND SERVICES CONTRACTS

Contract ID	Description	Begin Date	Expire Date	Contract Amount
EVN0014356	HOUSING AND DEVELOPMENT CONSUL	3/10/2026	2/29/2032	$ 1,600,000.00
Department(s):	PH			
EVN0014625	Scrap Metals and Recycling	4/1/2025	3/31/2030	$ 0.06
Department(s):	FR,ID,PR,SP,SW,TP			
EVN0014784	Voice/Data Communications, Pro	4/1/2026	3/31/2031	$ 30,050,000.00
Department(s):	FR,IT			
EVN0014793	Antenna Tower Maint and Repair	5/1/2026	4/30/2031	$ 450,000.00
Department(s):	IT			
EVN0015063	MOSQUITO CONTROL SERVICES	11/1/2025	10/31/2030	$ 746,390.00
Department(s):	SW			
EVN0015954	Collection, Removal, and Dispo	11/1/2025	10/31/2030	$ 13,158,667.00
Department(s):	PR			
EVN0016781	DISASTER DEBRIS REMOVAL MONIT	7/1/2026	6/30/2031	$ 95,035,000.00
Department(s):	AV,FR,ID,PR,SP,SW			
EVN0017499	HAULING AND DISPOSAL OF DEWATE	5/16/2025	5/31/2030	$ 111,610,707.00
Department(s):	WS			
EVN0017625	Lean Six Sigma Training	2/1/2026	1/31/2031	$ 487,500.00
Department(s):	BU			
EVN0019305	MDFR Equipment Testing Service	6/1/2025	5/31/2028	$ 153,750.00
Department(s):	FR			
EVN0020578	MAINTENANCE AND REPAIR SERVICE	2/1/2026	1/31/2031	$ 27,682,859.00
Department(s):	AV,CU,FR,ID,LB,PH,WS			
EVN0020814	Cremation and Interment Servic	7/1/2025	6/30/2030	$ 1,287,250.00
Department(s):	ME			
EVN0022402	Liquid Caustic Soda	10/1/2025	9/30/2028	$ 2,776,365.00
Department(s):	WS			
EVN0022553	EMERGENCY MANAGEMENT HOMELAND	11/1/2025	10/31/2030	$ 1,250,000.00
Department(s):	EM			
EVN0022787	Veritas-Cohesity Arcterra Prod	4/1/2026	3/31/2031	$ 4,995,000.00
Department(s):	IT			
EVN0023179	FARE COLLECTION OVERSIGHT	4/1/2026	3/31/2029	$ 849,205.00
Department(s):	TP			
EVN0023256	Hazardous/Nonhazardous Waste	12/1/2025	11/30/2030	$ 11,709,052.00
Department(s):	AD,AV,CR,DE,FR,ID,IT,ME,PR,SP,SW,TP,WS			
EVN0023388	Armored Car Services	12/1/2025	11/30/2030	$ 926,323.00
Department(s):	AD,AV,CR,CU,FR,ID,LB,PR,RE,SP,SW,WS			
EVN0024508	Maintenance Services for Mobil	10/1/2025	9/30/2030	$ 415,006.00
Department(s):	CR,ME			
EVN0028213	APC Validation for NTD	8/25/2025	8/24/2026	$ 84,516.00
Department(s):	TP			
EVN0030176	Transit Bus Parts and Services	1/1/2026	12/31/2034	$ 216,000,000.00
Department(s):	TP			
EVN0031338	Property Insurance Prg. Broker	4/1/2026	3/31/2031	$ 2,484,601.00
Department(s):	ID			
EVN0031373	Miami-Dade Wide Area Network	1/1/2026	12/31/2030	$ 995,000.00
Department(s):	PR			
EVN0031571	Biohazardous Waste Services	12/1/2025	11/30/2031	$ 1,981,305.00
Department(s):	AD,CH,CR,FR,ID,ME,PR			
EVN0032382	Medical, Industrial Gases	5/15/2026	10/31/2030	$ 3,531,411.00
Department(s):	DE,ME,SP,WS			

Return to Table of Contents

APPENDIX V: ACTIVE GOODS AND SERVICES CONTRACTS

Contract ID	Description	Begin Date	Expire Date	Contract Amount
EVN0034121	Mattress & Box Spring Recyclin	5/1/2026	4/30/2031	$ 2,074,000.00
Department(s):	SW			
EVN0035046	Mattresses, Box Springs, Bed F	4/1/2026	3/31/2031	$ 500,000.00
Department(s):	CH,FR			
EVN0036276	Beverages with Dispensing Equi	9/1/2025	8/31/2030	$ 326,583.35
Department(s):	AD,PR			
EVN0036496	Landscape Services FederalDept	3/1/2026	2/28/2031	$ 12,524,843.00
Department(s):	CH,PH,PR			
EVN0039842	Head Start Program Medical Hea	7/1/2026	6/30/2031	$ 450,000.00
Department(s):	CH			
EVN0040694	RENTAL SERVICES FOR STROLLERS	2/1/2026	1/31/2031	$ -
Department(s):	PR			
EVN0049093	LINEN & ACCESSORIES	6/1/2026	5/31/2031	$ 432,000.00
Department(s):	CR			
FB-00411-2	VEHICLE TRACKING DEVICES AND S	12/1/2024	11/30/2027	$ 1,796,325.00
Department(s):	AD,AV,CR,DE,FR,ID,LB,ME,PR,RE,SW,TP,WS			
FB-00446-1(1)	Towing Services	4/1/2022	3/31/2027	$ 9,219,515.00
Department(s):	AV,FR,ID,PR,RE,TP,WS			
FB-00502-1	ATM MACHINES, INSTALL AND OPER	9/1/2022	8/31/2027	$ 1.00
Department(s):	ID,PR,SP,WS			
FB-00586-1(1)	ELECTRONIC SCALES (PASSENGER B	7/1/2023	6/30/2028	$ 223,599.00
Department(s):	AV			
FB-00680-1(1)	ACCESS CONTROL POINT BARRIER	5/1/2023	4/30/2028	$ 2,742,268.23
Department(s):	AV			
FB-01293	VEHICLE RENTAL SERVICE	4/1/2020	9/30/2030	$ 36,859,395.75
Department(s):	AD,CH,CR,DE,EM,FR,ID,IT,ME,OC,PH,PR,RE,SP,SW,TC,TP,WS			
FB-01378-2(2)	COLLECTION, RESALE & DISPOSAL	11/6/2025	11/5/2028	$ -
Department(s):	LB			
FB-01430	CLEANING BLOOD BORNE PATHOGENS	5/1/2021	7/31/2026	$ 1,753,391.33
Department(s):	CH,CR,FR,ID,JU,PH,PR,TP,WS			
FB-01441	Smartcards	5/1/2021	7/31/2026	$ 4,084,800.00
Department(s):	TP			
FB-01500	Phlebotomy & Blood Testing Svc	8/15/2022	7/31/2027	$ 337,152.00
Department(s):	CH			
FB-01517	Tire Leasing	11/1/2021	10/31/2026	$ 12,945,958.00
Department(s):	TP			
FB-01549	Bus Cleaning & Disinf. Svcs	1/1/2022	12/31/2026	$ 24,087,000.00
Department(s):	TP			
FB-01556	HVAC Chillers, Equipment	10/1/2021	9/30/2027	$ 16,254,000.00
Department(s):	AV			
FB-01562	Frozen Fruit Juices	9/1/2021	8/31/2026	$ 595,500.00
Department(s):	CR			
FB-01575	TRANSIT STATION CONCESSIONS	10/19/2021	10/18/2026	$ -
Department(s):	TP			
FB-01606	WATER AND WASTE WATER TREATMEN	10/1/2021	9/30/2026	$ 576,273.00
Department(s):	AV,PR			
FB-01607	Automotive Glass & Window Regu	11/1/2021	10/31/2026	$ 739,516.00
Department(s):	AV,FR,ID,PR,SW,WS			
FB-01639	CHILLERS AND WATER TREATMENT S	10/1/2021	9/30/2027	$ 13,971,920.20
Department(s):	CR,CU,FR,ID,LB,PR,SP,TP			

Return to Table of Contents

APPENDIX V: ACTIVE GOODS AND SERVICES CONTRACTS

Contract ID	Description	Begin Date	Expire Date	Contract Amount
FB-01645P	Rail Parts and Services Pool	11/1/2021	10/31/2026	$ 113,621,000.00
Department(s):	SP,TP			
FB-01679	International Waste Hauling	1/18/2022	1/17/2027	$ 13,760,240.16
Department(s):	AV			
FB-01691	Wiping Cloths and Fiber Wipers	11/1/2021	10/31/2026	$ 16,205.00
Department(s):	PH			
FB-01716	Alcohol and Drug Screen Produc	2/1/2022	1/31/2027	$ 732,060.00
Department(s):	CH			
FB-01720	Media Monitoring Services	9/23/2021	9/22/2026	$ 51,294.00
Department(s):	AV			
FB-01730	Safety Shoes and Boots	3/28/2022	3/31/2027	$ 10,556,460.00
Department(s):	AD,AV,CH,CR,CU,DE,FR,ID,IN,IT,LB,ME,PH,PR,RE,SP,SW,TC,TP,WS			
FB-01753	Bailiff Uniforms	9/1/2021	2/28/2027	$ 144,650.00
Department(s):	OC			
FB-01761	LOCATION OF UNDERGROUND UTILIT	4/1/2022	3/31/2027	$ 7,465,105.00
Department(s):	IT,TP,WS			
FB-01762	SUPPLY OF NATURAL GAS	8/1/2022	7/31/2027	$ 54,652,610.00
Department(s):	TP,WS			
FB-01766	Fusees/Flares (Traffic & Marin	10/1/2021	9/30/2026	$ 366,979.00
Department(s):	FR			
FB-01772	Quicklime	8/1/2021	10/31/2026	$ 84,156,816.00
Department(s):	WS			
FB-01793	Fuel Service Station -Contract	8/1/2021	7/31/2026	$ 5,000,000.00
Department(s):	AV,CR,FR,ID,PR,SP,TP,WS			
FB-01793P	Fuel Service Station - Pool	8/1/2021	10/31/2031	$ 10,609,052.00
Department(s):	AV,CR,FR,ID,PR,SP,TP,WS			
FB-01800-1(1)	ADOBE SOFTWARE LICENSES AND MA	7/1/2024	6/30/2027	$ 3,596,532.79
Department(s):	IT			
FB-01821	Mechanical and Vacuum Street S	1/1/2022	12/31/2026	$ 657,049.00
Department(s):	SW,TP			
FB-01840	STRUCTURAL FIREFIGHTER PERSONA	8/19/2021	8/31/2026	$ 12,740,722.00
Department(s):	FR			
FB-01894	OPERATIONS AND MAINTENANCE OF	5/1/2022	4/30/2027	$ 4,752,729.00
Department(s):	SW			
FB-01896	RETAIL INVENTORY SERVICES	8/1/2021	7/31/2026	$ 200,000.00
Department(s):	PR			
FB-01911	DISPOSABLE FIBER TRAYS	3/10/2023	3/9/2028	$ 3,261,500.00
Department(s):	CR			
FB-01914	Animal Foods	3/1/2023	2/29/2028	$ 2,181,416.00
Department(s):	AD,AV,CR,PR			
FB-01914P	Animal Foods	3/1/2023	2/29/2028	$ 4,463,613.00
Department(s):	AD,AV,CR,FR,PR			
FB-01915	Courier Services	3/1/2022	2/28/2027	$ 387,783.00
Department(s):	AD,DE,IT,LB,RE,TT,WS			
FB-01924	Real Time Open and Closed Capt	9/1/2022	8/31/2027	$ 235,000.00
Department(s):	CT,IT			
FB-01978	INMATE UNIFORMS	5/1/2023	4/30/2028	$ 2,348,581.00
Department(s):	CH,CR,JU			
FB-01986	Backup Weather System for Miam	4/1/2022	3/31/2028	$ 71,395.00
Department(s):	AV			

Return to Table of Contents

APPENDIX V: ACTIVE GOODS AND SERVICES CONTRACTS

Contract ID	Description	Begin Date	Expire Date	Contract Amount
FB-01989	Food Bag Casings and Clips	11/1/2021	10/31/2026	$ 452,540.00
Department(s):	CR			
FB-01991	Automated Retail Vending Machi	2/15/2023	2/14/2028	$ 1.00
Department(s):	AV			
FB-02008	Frozen Kosher Meals	2/1/2022	1/31/2027	$ 6,689,550.00
Department(s):	CR			
FB-02045	Public Housing Answering Svc	4/1/2022	3/31/2027	$ 150,000.00
Department(s):	PH			
FB-02057	Contract Employee Services	1/1/2023	12/31/2027	$ 75,975,664.02
Department(s):	AD,AV,BU,CH,CR,CT,CU,DE,EM,FR,HR,HT,ID,IT,LB,ME,MM,OC,PH,PR,RE,SP,SW,TC,TP,WS			
FB-02081	Contracted Bus Route Services	2/28/2023	2/27/2028	$ 64,500,000.00
Department(s):	TP			
FB-02088	Body Bags/Evidence Bags	6/1/2022	5/31/2027	$ 480,977.03
Department(s):	CH,ME			
FB-02107	Fluorosilicic Acid	11/1/2022	10/31/2027	$ 4,909,422.00
Department(s):	WS			
FB-02110	Livescan Background Screening	7/1/2022	6/30/2027	$ 403,000.00
Department(s):	CH,PR			
FB-02113	Healthcare Staffing Services	4/16/2022	4/30/2027	$ 14,401,341.00
Department(s):	CH,CR,PH			
FB-02149	Inmate Property Storage	9/1/2022	8/31/2027	$ 328,707.00
Department(s):	CR			
FB-02212	Power Generating Equip. Award	11/1/2022	10/31/2027	$ 4,333,200.00
Department(s):	AD,AV,FR,PH,SP			
FB-02212P	Power Generating Equip Pool	11/1/2022	10/31/2027	$ 58,720,440.00
Department(s):	AV,CH,CR,FR,ID,IT,LB,ME,PH,PR,RE,SP,SW,TP,WS			
FB-02272	ISO 14001 Certification Svcs.	8/15/2022	8/14/2027	$ 55,125.00
Department(s):	AV			
FB-02289	Honeywell Avionics Protection	12/1/2022	11/30/2037	$ 2,722,073.28
Department(s):	FR			
FB-02302	AWOS Maintenance and Support	11/10/2022	11/30/2027	$ 113,250.00
Department(s):	AV			
FB-02333	Inputbased Foam Testing System	6/21/2022	6/20/2027	$ 44,103.92
Department(s):	AV			
FDACS-29545	Mosquito Control Lab services	7/5/2023	7/31/2027	$ 184,000.00
Department(s):	SW			
FSA23-EQU21.1	FSA Equipment Purchases	12/26/2025	9/30/2026	$ 123,238.80
Department(s):	EM			
GS-35F-364BA	LCP TRACKER FOR SBD	1/1/2019	5/7/2029	$ 1,398,323.29
Department(s):	IT,WS			
IB-01897	MARINA TRASH BINS	8/1/2021	7/31/2026	$ 134,550.00
Department(s):	PR			
IB-02274	Illuminated Street Name Signs	10/1/2022	9/30/2027	$ 500,000.00
Department(s):	TP			
IT24-086-01	Commercial Fire Inspection	11/25/2025	4/25/2027	$ -
Department(s):	FR			
ITB NO. 22-01-46204	Survey Fieldwork and Analysis	8/1/2024	12/30/2026	$ 158,963.56
Department(s):	AV			
ITB0000002	EMERGENCY SANDBAGS	5/31/2025	5/31/2030	$ 3,780,000.00
Department(s):	EM			

Return to Table of Contents

APPENDIX V: ACTIVE GOODS AND SERVICES CONTRACTS

Contract ID	Description	Begin Date	Expire Date	Contract Amount
ITB0000008	3-Stall Restroom/Shower Combo	5/1/2026	7/31/2026	$ 132,004.00
Department(s):	FR			
ITB0000012	Matheson Everglades Restoratio	5/4/2026	4/30/2027	$ 717,360.00
Department(s):	DE			
L-10046	AOIS AT MIAMI INTERNATIONAL AI	9/1/2020	8/31/2027	$ 18,445,882.59
Department(s):	AV			
L-10047	CUTE O&M SERVICES FOR MDAD	9/1/2020	8/31/2027	$ 40,732,011.94
Department(s):	AV			
L-10073	Maintenance Automatic Doors	7/1/2021	12/31/2026	$ 14,790,216.31
Department(s):	AV			
L-10096-2(3)	ELECTRONIC TRAFFIC CRASH REPOR	6/1/2026	5/31/2028	$ -
Department(s):	IT			
L-10134	ATMS SOFTWARE MAINT	12/7/2021	12/6/2026	$ 5,940,000.00
Department(s):	TP			
L-10159	Propworks System Software	12/28/2021	12/31/2026	$ 650,066.63
Department(s):	AV			
L-10270	Photo Imaging and Fingerprint	5/1/2024	4/30/2029	$ 1,986,373.00
Department(s):	IT			
L-10271	Vanguard Software Licenses Mai	1/1/2024	12/31/2028	$ 183,995.00
Department(s):	IT			
L-10287	Airport Surface Mgmt System	9/1/2023	8/31/2028	$ 1,749,000.00
Department(s):	AV			
L-10333-2(3)	Case Management Software Maint	11/1/2025	10/31/2026	$ 32,094.95
Department(s):	AT			
L-10334	Kalinda Software Maintenance S	1/1/2024	12/31/2028	$ 168,180.00
Department(s):	IT			
L-10338	Airfield Guidance Signs Lights	7/1/2024	6/30/2029	$ 7,300,000.00
Department(s):	AV			
L-10343	Deccan Software Maintenance	8/1/2023	7/31/2027	$ 211,745.00
Department(s):	IT			
L-10367	CFME Parts, Repairs, Services	10/1/2024	9/30/2029	$ 200,000.00
Department(s):	AV			
L-10377	FIRSTWATCH SOFTWARE, MAINTENAN	12/1/2023	11/30/2027	$ 131,017.12
Department(s):	FR			
L-10466	Digital Content Mgmt Software	7/8/2024	7/31/2029	$ 66,990.00
Department(s):	AV			
L-10480	Vegasoft Software License and	12/10/2024	12/31/2026	$ 182,400.00
Department(s):	IT			
L-10488	IED Software Maint Support	3/1/2026	2/28/2031	$ 730,000.00
Department(s):	AV			
L-10498	Small Business Development Sof	3/16/2026	3/31/2027	$ 250,000.00
Department(s):	IT			
L-10534	Electronic Arrest Form System	3/1/2026	2/28/2031	$ 1,250,000.00
Department(s):	IT			
L-10535	SAS ANALYTICS PRO SOFTWARE MAI	10/1/2025	9/30/2028	$ 238,326.07
Department(s):	IT			
L-10536	METROMOVER & METRORAIL SUPPORT	5/11/2026	5/31/2031	$ 3,127,193.00
Department(s):	TP			
L-10550	Tour Andover BMS Maintenance	10/1/2025	9/30/2030	$ 2,792,946.00
Department(s):	ID			

Return to Table of Contents

APPENDIX V: ACTIVE GOODS AND SERVICES CONTRACTS

Contract ID	Description	Begin Date	Expire Date	Contract Amount
L-10553	Airfield Lighting System Preve	7/1/2026	6/30/2031	$ 249,300.00
Department(s):	AV			
L-10560	Integrated Network Solutions	5/18/2026	5/31/2029	$ 2,193,084.00
Department(s):	IT			
L-10581	E-Net Software Maintenance &	6/1/2026	5/31/2029	$ 250,000.00
Department(s):	IT			
L-10594	Communication Lifecycle Manage	4/28/2026	4/30/2031	$ 1,500,000.00
Department(s):	IT			
L-10616	Forensic Body Scanner System	5/1/2026	4/30/2029	$ 126,772.96
Department(s):	ME			
L2605-1/26-1	SIEMENS BUILDING MANAGEMENT SY	1/1/2023	12/31/2027	$ 13,743,320.00
Department(s):	FR,ID,SP,WS			
L-4400001195-2(2)	AIRPORT SECURITY COMMUNICATION	3/1/2025	2/28/2027	$ 7,436,288.86
Department(s):	AV			
L499-1/29-1(1)	3M selfChecks Maint & Supp Svc	5/1/2026	4/30/2029	$ 247,908.00
Department(s):	LB			
L6479-4/25-4	TRANE BLDG AUTOMATED SYSTEM (B	7/1/2024	10/31/2026	$ 1,699,343.34
Department(s):	CH,CR,SP,SW,WS			
L7220-0/26	LEVI, RAY & SHOUP SOFTWARE MAI	8/1/2022	7/31/2026	$ 245,156.00
Department(s):	IT			
L7293-2/28-2	ANOMS MAINTENANCE/SUPPORT SERV	1/1/2024	12/31/2028	$ 875,000.00
Department(s):	AV			
L-755	FLEETFOCUS LICENSES, MAINTENAN	4/19/2022	4/30/2027	$ 612,000.00
Department(s):	ID			
L-766-1(3)	EnergyCap Maintenance and Supp	4/1/2026	3/31/2029	$ 437,105.57
Department(s):	ID			
L769-0/29	Integrated Security Control	8/1/2024	7/31/2029	$ 1,100,000.00
Department(s):	CR			
L7944-0/28	OPEX Equipment Maintenance, Re	10/4/2023	10/3/2028	$ 241,501.11
Department(s):	TC			
L-7991-2(2)	Emphasys Elite Maintenance and	4/1/2024	9/30/2028	$ 3,467,292.28
Department(s):	PH			
L8481-0/27	AUTOMATED FARE COLLECTION MODE	8/1/2016	1/31/2028	$ 9,596,790.00
Department(s):	TP			
L-849-1(4)	Itron FCS Maintenance and Supp	9/1/2025	8/31/2027	$ 137,371.00
Department(s):	WS			
L8523-1/28-1	INOVAH SOFTWARE MAINTENACE/PRO	11/1/2023	10/31/2028	$ 1,043,336.00
Department(s):	IT,WS			
L8689-0/29	LIGHTNING PREDICTION WARNING	6/1/2024	5/31/2029	$ 209,497.95
Department(s):	FR,PR			
L8938-2/37	CASE MANAGEMENT SOFTWARE VENDO	12/5/2023	12/31/2028	$ 535,704.00
Department(s):	CH,JU			
L9007-0/26	Priority Dispatch PROQA	10/1/2021	12/31/2026	$ 1,174,241.25
Department(s):	IT			
L9114-0/23-1(1)	ChildPlus Software	12/1/2023	11/30/2026	$ 524,540.00
Department(s):	CH			
L9130-0/27	IBM HARDWARE, SOFTWARE, MAINTE	5/1/2023	4/30/2028	$ 38,000,000.00
Department(s):	IT			
L9203-0/30	L3HARRIS RADIO COMM SYSTEM UPG	12/10/2020	12/9/2030	$ 23,105,017.00
Department(s):	IT			

Return to Table of Contents

APPENDIX V: ACTIVE GOODS AND SERVICES CONTRACTS

Contract ID	Description	Begin Date	Expire Date	Contract Amount
L9353-2/25-2(2)	TRIHEDRAL LICENSE, MAINTENANCE	11/1/2025	10/31/2028	$ 54,622.53
Department(s):	WS			
L9537-0/27	Pipeline Acoustic Fiber Optic	3/1/2023	2/29/2028	$ 5,000,000.00
Department(s):	WS			
L9757-2/28-2	AVI System	1/1/2024	12/31/2028	$ 556,335.00
Department(s):	AV			
L9810-2/30-2(2)	Flight Explorer Software Suppo	1/1/2026	12/31/2030	$ 253,500.00
Department(s):	AV			
L9837-0/28	Delta Controls BMS	3/1/2023	2/29/2028	$ 1,356,000.00
Department(s):	CR,ID,LB			
MA176	MI-FI HOTSPOTS, TABLETS, ACCES	9/15/2022	8/11/2029	$ 4,935,000.00
Department(s):	LB			
MCC-9-18	MISCELLANEOUS CONSTRUCTION CON	1/24/2022	1/30/2027	$ 60,000,000.00
Department(s):	AV			
MDAD-04-12-2(2)	SATELLITE E APM SYSTEM REPLACE	6/21/2026	6/20/2031	$ 19,699,211.87
Department(s):	AV			
MMS2401062	PHARMACEUTICAL WHOLESALER DIST	2/1/2026	7/31/2027	$ 5,000,000.00
Department(s):	FR			
P-10596	BIOCHAR PILOT PROGRAM	12/1/2025	11/30/2026	$ -
Department(s):	SW			
PD-R-49-26	Vehicle Purchases FY25-26 (PD)	3/17/2026	9/30/2026	$ 22,690,000.00
Department(s):	ID			
R1426611P1	FIRE STATION ALERTING SYSTEM	8/17/2020	6/29/2030	$ 4,875,029.30
Department(s):	FR			
R-212-08-2(2)	LEASE AND CONCESSION AGREEMENT	9/14/2022	9/13/2029	$ -
Department(s):	AV			
R-218-17-1(1)	NON-EXCLUSIVE AGREEMENT FOR FO	3/22/2025	3/20/2032	$ -
Department(s):	AV			
R240602	Auctioneer Services and Relate	8/1/2025	12/31/2027	$ 25,000,000.00
Department(s):	ID			
R-402-14-1(2)	AMERICAN EXPRESS CENTURION LOU	6/1/2025	5/31/2030	$ -
Department(s):	AV			
R-423-21	Miami Parking Authority Mgmt	7/30/2021	7/29/2026	$ 3,806,400.00
Department(s):	PR			
R-49-26	Vehicle Purchases FY25-26	3/17/2026	9/30/2026	$ 71,598,980.00
Department(s):	AD,AV,CH,CR,DE,FR,IT,LB,PH,PR,RE,SP,SW,TP,WS			
R-581-24	Professional Performers/Artist	10/16/2024	10/15/2027	$ 17,622,940.00
Department(s):	AV,CU,LB,PR			
R-600-23	PLAYGROUND AND PARK EQUIPMENT	4/2/2024	4/1/2028	$ 4,000,000.00
Department(s):	FR,PR			
R-681-21_FR-BMS	ENERGY SAVINGS PERFORMANCE	8/1/2022	7/31/2042	$ 3,182,117.00
Department(s):	FR			
R-681-21_FR-GMM	ENERGY SAVINGS PERFORMANCE	8/1/2023	7/31/2043	$ 739,338.00
Department(s):	FR			
R-681-21_FR-MV	ENERGY SAVINGS PERFORMANCE	8/1/2023	7/31/2043	$ 675,145.00
Department(s):	FR			
R-825-15-1(1)	MANAGEMENT AGREEMENT FOR OPERA	10/26/2025	10/25/2030	$ 527,783.00
Department(s):	AV			
R-98-26	Country Club of Miami Golf Cou	5/1/2026	4/30/2029	$ 11,476,024.63
Department(s):	PR			

Return to Table of Contents

APPENDIX V: ACTIVE GOODS AND SERVICES CONTRACTS

Contract ID	Description	Begin Date	Expire Date	Contract Amount
R-BB-19002	FACILITIES MANAGEMENT PRODUCTS	6/14/2019	10/31/2027	$ 15,290,461.00
Department(s):	AV,CH,CU,ID,LB,PR,SP,TP,WS			
RCA-017-24010018	Language Interpretation Servic	5/4/2025	2/28/2029	$ 1,185,673.00
Department(s):	AV,CH,CR,CU,DE,EM,FR,IT,LB,PH,RE			
REV0000002	Laundromat Services	4/1/2025	3/31/2030	$ -
Department(s):	PH,PR			
RFB 2024-04	STRETCHERS AND POWER COTS	12/1/2025	6/30/2027	$ 1,655,500.00
Department(s):	FR			
RFB 2024-06	MEDICAL EQUIPMENT	1/12/2026	11/8/2027	$ 5,000,000.00
Department(s):	FR			
RFP NO. 2022-75	JHA HUD CHOICE NEIGHBORHOOD PL	4/1/2025	5/1/2027	$ 319,400.00
Department(s):	PH			
RFP NO. MDAD-11-16-1(1)	Employee Public Shuttle MIA	3/1/2024	2/28/2029	$ 2,631,000.00
Department(s):	AV			
RFP-00039-2(2)	Advertising Services for Trans	3/1/2025	2/28/2030	$ -
Department(s):	TP			
RFP-00096	COMPRESSED NATURAL GAS PROGRAM	1/30/2017	1/29/2027	$ 192,456,714.50
Department(s):	TP			
RFP-00133	JOINT DEVELOPMENT AT DOUGLAS R	8/29/2016	8/31/2046	$ 1.00
Department(s):	TP			
RFP-00152	OMNI DEVELOPMENT	5/17/2017	5/31/2107	$ -
Department(s):	TP			
RFP-00160-1(2)	LEASE OF COMPREHENSIVE CLAIMS	9/1/2022	8/30/2027	$ 9,461,000.00
Department(s):	ID			
RFP-00168-2(3)	BODY WORN CAMERAS AND VIDEO MA	4/1/2026	3/31/2031	$ 2,340,000.00
Department(s):	CR			
RFP-00188-2(2)	Security Guard Svc for MDWS	9/1/2023	8/31/2026	$ 46,055,381.00
Department(s):	WS			
RFP-00207	DEVELOPMENT FRANKIE SHANNON RO	1/1/2018	12/31/2108	$ -
Department(s):	TP			
RFP-00217-2(2)	Security Guard Services for MD	9/1/2023	8/31/2026	$ 142,775,000.00
Department(s):	ID			
RFP-00254-1(1)	WASTE,RECYCLING CARTS AND PART	11/1/2021	10/31/2026	$ 17,900,000.00
Department(s):	SW			
RFP-00261-2(2)	SOUTH FLORIDA VAN POOL	4/1/2023	9/30/2026	$ 4,600,000.00
Department(s):	TP			
RFP-00297-5(5)	ENERGY POLICY ACT OF 2005 CONS	8/1/2025	7/31/2026	$ 5,000.00
Department(s):	RE			
RFP-00318-1(1)	Operation of Crandon Marina	3/1/2022	2/28/2027	$ 1.00
Department(s):	PR			
RFP-00321-1(3)	LABORATORY INFORMATION MANAGEM	12/1/2021	11/30/2026	$ 834,112.00
Department(s):	IT			
RFP-00329(1)	Inmate Video Visitation System	7/1/2024	6/30/2029	$ 720,000.00
Department(s):	CR			
RFP-00422-3(5)	CHECKPOINT QUEUE WAIT TIME ANA	1/1/2026	12/31/2026	$ 152,710.00
Department(s):	AV			
RFP-00499	LED SMART LIGHTING	12/20/2021	12/19/2036	$ 211,668,166.00
Department(s):	TP			
RFP-00567-1	EMS Billing	8/1/2023	7/31/2028	$ 6,000,000.00
Department(s):	FR			

Return to Table of Contents

APPENDIX V: ACTIVE GOODS AND SERVICES CONTRACTS

Contract ID	Description	Begin Date	Expire Date	Contract Amount
RFP-00688	WYNWOOD DEVELOPMENT PROJECT	8/1/2024	7/31/2074	$ 0.01
Department(s):	CH,ID			
RFP-00700	DEVELOPMENT OF BLOCK 45	7/15/2019	12/31/2109	$ 1.00
Department(s):	TP			
RFP-00754	SCALE HOUSE OPERATIONS SOFTWAR	10/27/2020	10/31/2026	$ 1,391,523.00
Department(s):	SW			
RFP-00826-1(2)	RYAN WHITE MANAGEMENT INFORMAT	8/1/2024	7/31/2029	$ 1,491,500.00
Department(s):	BU			
RFP-00891-1(1)	RECREATION MGMT SOFTWARE SOLUT	9/18/2024	9/17/2029	$ 965,000.00
Department(s):	IT			
RFP-00936-4(4)	CELLULAR DEVICES AND SERVICES	3/1/2026	2/28/2027	$ 15,242,300.00
Department(s):	AV,CC,CR,FR,IT,WS			
RFP-00953	DESIGN,BUILD,FIN,OPERATE AND M	12/19/2019	2/18/2054	$ 852,249,000.00
Department(s):	ID			
RFP-01032	Tennis Center Operations	2/1/2022	1/31/2032	$ -
Department(s):	PR			
RFP-01071	BUS PASSENGER SHELTER PROGRAM	6/1/2020	5/31/2035	$ 54,944,885.00
Department(s):	TP			
RFP-01082	REDEVPMNT OF CULMER PLACE & CU	10/7/2019	12/10/2097	$ 3,189,856.79
Department(s):	PH			
RFP-01083-1(1)	ON DEMAND TRANSIT SVCS	9/1/2023	12/31/2027	$ 29,434,044.67
Department(s):	TP			
RFP-01154	Quartermaster Services	9/17/2021	9/30/2026	$ 21,310,000.00
Department(s):	EM,FR			
RFP-01207-1(1)	INMATE COMMISSARY AND BANKING	4/1/2025	3/31/2030	$ 1,440,000.00
Department(s):	CR			
RFP-01228-1(1)	EXTERNAL INDEPENDENT AUDITING	8/1/2023	7/31/2026	$ 515,000.00
Department(s):	PH			
RFP-01229-1(1)	Private Attorney Services	4/1/2024	9/30/2026	$ 800,000.00
Department(s):	PH			
RFP-01248-1(1)	Verint Audiolog Maintenance &	3/1/2026	2/28/2031	$ 545,993.00
Department(s):	FR			
RFP-01258	Baggage Handling System O&M	1/1/2023	12/31/2029	$ 94,239,235.00
Department(s):	AV			
RFP-01371-1	BROKER SERVICES FOR AIRCRAFT	8/1/2025	7/31/2028	$ 58,800.00
Department(s):	ID			
RFP-01424-1(2)	HELICOPTERS FOR MDFR	12/1/2024	11/30/2029	$ 7,403,861.00
Department(s):	FR			
RFP-01453	PARKING ACCESS AND REVENUE MAN	11/10/2022	11/30/2027	$ 9,215,592.00
Department(s):	ID,IT			
RFP-01474	BIOMETRICALLY ENABLED SOLUTION	5/23/2022	5/22/2029	$ 9,143,650.00
Department(s):	AV			
RFP-01488-1(2)	DISASTER COST RECOVERY SERVICE	10/1/2025	9/30/2030	$ 2,035,078.24
Department(s):	BU			
RFP-01505	MARKETING & PUBLIC RELATIONS S	8/1/2021	8/31/2026	$ 3,125,000.00
Department(s):	CU			
RFP-01531	Law Enforcement Records System	6/17/2025	6/30/2030	$ 6,290,758.00
Department(s):	IT			
RFP-01552	TITLE COMPANY SERVICES	12/1/2021	11/30/2026	$ 1,524,375.00
Department(s):	ID,RE,TC,TP			

Return to Table of Contents

APPENDIX V: ACTIVE GOODS AND SERVICES CONTRACTS

Contract ID	Description	Begin Date	Expire Date	Contract Amount
RFP-01555	REMOTE VIP OPERATIONS FOR COMM	5/1/2023	4/30/2043	$ -
Department(s):	AV			
RFP-01566	PROJ AND CONSTUCTION SOFTWARE	8/8/2023	8/31/2028	$ 6,689,615.89
Department(s):	IT,WS			
RFP-01588	Employee Benefits Consulting S	10/1/2021	9/30/2026	$ 999,000.00
Department(s):	HR,ID			
RFP-01600	Develop Dolphin Property	7/1/2021	7/31/2118	$ 1.00
Department(s):	TP			
RFP-01615	Maint. & Rep. Serv. Conveyance	3/1/2023	2/29/2028	$ 62,221,476.00
Department(s):	AV,CH,CR,CU,ID,LB,PH,PR,SP,TP,WS			
RFP-01622	COURT CASE MANAGEMENT SYSTEM	6/3/2021	10/31/2027	$ 18,326,775.00
Department(s):	IT			
RFP-01647	MDPD Helicopter Purchase	6/7/2024	6/30/2029	$ 25,233,726.00
Department(s):	BU,ID			
RFP-01675	ARBITRAGE SERVICES	8/1/2021	7/31/2026	$ 450,500.00
Department(s):	BU			
RFP-01677	New Hotel at MIA	8/1/2023	7/31/2073	$ -
Department(s):	AV			
RFP-01690	CRM Solution	7/19/2023	7/31/2028	$ 16,393,627.00
Department(s):	IT			
RFP-01707	Misdameanor Probation Services	10/1/2021	9/30/2026	$ -
Department(s):	OC			
RFP-01743	Financial Advisory Srvs WASD	2/1/2022	1/31/2027	$ 4,167,000.00
Department(s):	BU			
RFP-01744	Financial Advisory Srvs Gen.	2/1/2022	1/31/2027	$ 4,267,000.00
Department(s):	BU,RE			
RFP-01745	Financial Advisory Srvs Ent.	2/1/2022	1/31/2027	$ 4,167,000.00
Department(s):	BU			
RFP-01827	Broker Services for Water & Se	11/1/2022	10/31/2027	$ 450,000.00
Department(s):	ID			
RFP-01951-1(1)	EMPLOYEE DENTAL INSURANCE PROG	4/1/2026	3/31/2028	$ 30,770,000.00
Department(s):	ID			
RFP-01966	BATTERY-ELECTRIC BUSES	1/25/2023	1/24/2028	$ 191,532,939.00
Department(s):	TP			
RFP-01987	Security Guard Services - DTPW	7/1/2023	6/30/2028	$ 191,179,102.00
Department(s):	TP			
RFP-02030	Conveyance Equip., Mod., Maint	11/15/2023	11/30/2028	$ 23,121,386.00
Department(s):	TP			
RFP-02194	DETAINEE ELECTRONIC COMMUNICAT	6/12/2024	6/30/2029	$ -
Department(s):	CR			
RFP-02199A	Computer Aided Dispatch Solutn	2/21/2023	2/20/2028	$ 8,400,000.00
Department(s):	FR			
RFP-02199B	CAD to CAD Solution	2/21/2023	2/20/2028	$ 2,623,000.00
Department(s):	FR			
RFP-02220-1(1)	Research Consulting Services	4/1/2026	3/31/2028	$ 320,000.00
Department(s):	PH			
RFP-02233	Real Estate Financial Advisory	8/1/2022	7/31/2027	$ 2,560,000.00
Department(s):	ID			
RFP-02293	Professional Ser. to Upgrade	7/19/2023	7/31/2028	$ 6,815,931.00
Department(s):	WS			

Return to Table of Contents

APPENDIX V: ACTIVE GOODS AND SERVICES CONTRACTS

Contract ID	Description	Begin Date	Expire Date	Contract Amount
RFP384-4(4)	FOOD AND BEVERAGE CONCESSION M	5/17/2019	5/16/2034	$ 1.00
Department(s):	PR			
RFP643-4(5)	INTEGRATED LIBRARY SYSTEM	7/16/2023	7/15/2026	$ 1,808,011.00
Department(s):	LB			
RFP654	NEW HEAVY RAIL VEHICLES	12/9/2012	11/27/2027	$ 44,922,735.25
Department(s):	TP			
RFP746	TRANSIT OPERATING SYSTEMS (REP	4/10/2013	9/30/2030	$ 11,608,490.24
Department(s):	TP			
RFP774	ENERGY PERFORMANCE CONTRACTING	3/26/2012	3/25/2032	$ 134,000.00
Department(s):	PH			
RFP797A-1(2)	Mini Soccer Complex Amelia	1/1/2023	12/31/2027	$ 1.00
Department(s):	PR			
RFP797B-1(2)	Mini Soccer Complex Tropical	1/1/2023	12/31/2027	$ 1.00
Department(s):	PR			
RFP798	BRICKELL METROMOVER PROPERTY D	4/20/2012	3/31/2111	$ 1.00
Department(s):	TP			
RFP800-1(1)	SPECIAL TRANSPORTATION SERVICE	4/1/2018	3/31/2027	$ 390,463,115.40
Department(s):	TP			
RFP803	WAKEBOARDING AT AMELIA EARHART	10/22/2012	10/31/2032	$ 1.00
Department(s):	PR			
RFP808	CAD/AVL	11/20/2013	11/30/2030	$ 15,250,982.80
Department(s):	TP			
RFP8270-6(6)	BANKING SERVICES	4/1/2023	9/30/2027	$ 4,400,000.00
Department(s):	AV			
RFP852-2(2)	INFORMATION TECHNOLOGY HARDWAR	6/16/2024	6/15/2029	$ 13,000,000.00
Department(s):	IT			
RFP861-2(4)	Sunpass Toll By Plate Solution	6/1/2023	5/31/2028	$ 2,701,848.00
Department(s):	TP			
RFP865-2(2)	PAY-ON-FOOT PARKING MANAGEMENT	1/1/2026	12/31/2030	$ 230,500.00
Department(s):	ID			
RFP887-2(2)	CIVIL PROCESS SOFTWARE SYSTEM/	12/1/2024	11/30/2029	$ 593,180.00
Department(s):	IT			
RFP899-2(2)	IP Alert System	12/26/2025	12/25/2030	$ 939,672.00
Department(s):	FR			
RFP-MDAD-01-04-S-2(2)	North/South Foodservice Conces	2/15/2022	2/14/2028	$ 1.00
Department(s):	AV			
RFP-MDAD-01-05A-N-2(2)	NORTH/SOUTH FOODSERVICE CONCES	9/14/2023	9/13/2029	$ -
Department(s):	AV			
RFP-MDAD-01-05A-S-2(2)	N/S FOODSVC CONCESSION (PKG1)	2/15/2022	2/14/2028	$ 1.00
Department(s):	AV			
RFP-MDAD-01-05-N-2(2)	N/S FOODSERVICE CONCESSIONS (P	9/14/2023	9/13/2029	$ 1.00
Department(s):	AV			
RFP-MDAD-01-05-S-2(2)	N/S Foodservice Concessions 2	2/15/2022	2/14/2028	$ 1.00
Department(s):	AV			
RFP-MDAD-01-08B	Lease and Concession Agreement	9/14/2014	9/13/2041	$ -
Department(s):	AV			
RFP-MDAD-02-14-1(1)	AIRPORT NETWORK MEDIA PROGRAMM	5/17/2024	5/16/2031	$ -
Department(s):	AV			
RFP-MDAD-03-11-AVB-1	Lease Concession Pkg1 Cigar	9/4/2022	9/3/2029	$ 1.00
Department(s):	AV			

Return to Table of Contents

APPENDIX V: ACTIVE GOODS AND SERVICES CONTRACTS

Contract ID	Description	Begin Date	Expire Date	Contract Amount
RFP-MDAD-03-11-AVE-1(1)	LEASE AND CONCESSION PKG 2	9/3/2022	9/2/2029	$ 1,601,985.00
Department(s):	AV			
RFP-MDAD-03-11-AVF-1(1)	Lease and Concession Pkg3	1/9/2023	1/8/2030	$ 1.00
Department(s):	AV			
RFP-MDAD-03-14	Telecom Network Mgmt Svcs MIA	3/16/2015	9/16/2026	$ 64,426,797.13
Department(s):	AV			
RFP-MDAD-04-07-1(1)	RETAIL CONCESSIONS PROGRAM 200	9/14/2022	9/13/2029	$ -
Department(s):	AV			
RFP-MDAD-04-09B-1(1)	Retail Concession Program 2009	9/14/2022	9/13/2029	$ 1.00
Department(s):	AV			
RFP-MDAD-04-09C-1(1)	Retail Concessions Program2009	9/14/2022	9/13/2029	$ 1.00
Department(s):	AV			
RFP-MDAD-04-09E-1(1)	Retail Concessions Program 09	9/14/2022	9/13/2029	$ 1.00
Department(s):	AV			
RFP-MDAD-04-14-1(1)	WI-FI SYSTEMS AND SERVICES	3/22/2025	3/21/2032	$ -
Department(s):	AV			
RFP-MDAD-05-06-1	Advertising Display Program	11/30/2021	11/29/2028	$ -
Department(s):	AV			
RFP-MDAD-05-12	LUGGAGE WRAPPING SERVICES MIA	8/15/2021	12/31/2027	$ 1.00
Department(s):	AV			
RFP-MDAD-07-12-AVA -1(1)	Lease and Concession Agreement	1/17/2022	1/16/2029	$ -
Department(s):	AV			
RFP-MDAD-10-16-1(1)	PREMIUM COSMETICS CONCESSION S	9/14/2024	9/13/2026	$ -
Department(s):	AV			
RFP-MDAD-3-04	DUTY & TAX FREE CONCESSION	11/3/2005	9/13/2030	$ -
Department(s):	AV			
RFQ NO. MDAD-16-04	Interact Computer Training MIA	2/28/2018	2/27/2028	$ 452,499.93
Department(s):	AV			
RFQ NO. MDAD-17-02-1(1)	PROFESSIONAL COST ESTIMATING A	2/26/2024	2/25/2029	$ 39,392,000.00
Department(s):	AV			
RFQ-00524-1(2)	OPERATION OF A RESTAURANT AT O	7/17/2024	7/16/2029	$ 1.00
Department(s):	ID			
RFQ-01113	LEASE/OPERATION OF RESTAURANT	3/1/2020	8/31/2030	$ 1.00
Department(s):	ID			
RFQ-01875	FINANCIAL CONSULTING SERVICES	10/1/2022	9/30/2027	$ 1,500,000.00
Department(s):	TT			
RFQ-02249	Financial Feasibility Consult	4/1/2023	3/31/2028	$ 6,000,000.00
Department(s):	AV			
RFQ-MDAD-13-04-1(1)	HOTEL MIA FOOD AND BEVEARGE OP	12/19/2022	12/19/2029	$ -
Department(s):	AV			
RFQ-MDAD-17-03-1(1)	AIRPORT SIGNAGE DESIGN FAB &	2/1/2024	1/31/2029	$ 4,512,000.00
Department(s):	AV			
RFQ-MDAD-17-04-1(1)	AIRPORT SIGNAGE DESIGN FAB &	2/1/2024	1/31/2029	$ 3,008,000.00
Department(s):	AV			
RM22-007	Risk Management Information Sy	10/8/2024	7/5/2027	$ 155,000.00
Department(s):	ID			
RTQ-00115	LENEL ONGUARD SOFTWARE, SUPPOR	10/29/2014	4/30/2028	$ 2,212,983.13
Department(s):	SP			
RTQ-00124	RTQ - PUBLIC SAFETY UNIFORMS	3/1/2016	5/31/2029	$ 23,596,016.30
Department(s):	AD,AV,CH,CR,CT,CU,DE,EM,FR,HR,ID,IG,IT,JU,LB,ME,MM,PH,PM,PR,RE,SP,SW,TC,TP,WS			

Return to Table of Contents

APPENDIX V: ACTIVE GOODS AND SERVICES CONTRACTS

Contract ID	Description	Begin Date	Expire Date	Contract Amount
RTQ-00310	CATERING SERVICES	3/1/2016	8/31/2029	$ 6,713,926.63
Department(s):	AV,CH,CR,EM,FR,ME,MP,PM,PR,SP,TP,WS			
RTQ-00410	HEAD START/EARLY HEAD START PR	4/1/2017	3/31/2031	$ 11,886,515.29
Department(s):	CH			
RTQ-00563	UP-FITTING & MODIFICATIONS OF	1/1/2018	6/30/2030	$ 1,596,529.46
Department(s):	ID			
RTQ-00566-1	INJECTION WELLS PREQUAL	9/1/2023	8/31/2028	$ 112,500,000.00
Department(s):	WS			
RTQ-00580	HYDRAULIC PARTS, SUPPLIES & RE	8/1/2018	10/31/2026	$ 15,664,365.87
Department(s):	AV,CR,FR,ID,PH,PR,SP,SW,TP,WS			
RTQ-00613	REPAIR SVCS FOR SHOP EQUIP & T	3/1/2018	2/28/2028	$ 2,012,352.92
Department(s):	AV,FR,ID,LB,PH,PR,SP,TP,WS			
RTQ-00618-1(1)	Emergency Debris Removal Prequ	8/1/2023	7/31/2028	$ 125,105,000.00
Department(s):	AV,CH,CR,EM,FR,ID,PH,PR,SP,SW,TP,WS			
RTQ-00674	RENTAL TRAILERS,TRUCKS AND VAN	6/1/2018	5/31/2028	$ 2,707,550.40
Department(s):	AD,CR,FR,ME,PR,SW,TP			
RTQ-00798	TRUCK SCALE PURCHASE,MAINT. AN	9/1/2018	8/31/2028	$ 2,581,093.55
Department(s):	AV,SP,SW,WS			
RTQ-00839	INSTALL, REPAIR, & MAINT SVCS	8/1/2018	7/31/2033	$ 1,130,167.00
Department(s):	AV,CU			
RTQ-00843	FENCE MATERIALS (PRE-QUAL)	11/1/2018	10/31/2026	$ 1,546,687.50
Department(s):	AD,AV,CR,DE,FR,ID,PR,RE,SP,SW,TP			
RTQ-00862	FIRE SUPPRESSION SERVICES	11/1/2018	10/31/2026	$ 28,289,810.48
Department(s):	AD,AV,CH,CR,CU,FR,ID,LB,PH,PR,SP,SW,TP,WS			
RTQ-00866	REFLECTIVE LETTERING, STRIPING	1/1/2019	12/31/2026	$ 3,004,186.57
Department(s):	AD,AV,CR,EM,FR,ID,LB,TP			
RTQ-00867	EMERGENCY PUSH & CLEAR AND DEB	12/1/2018	11/30/2029	$ 330,500,000.00
Department(s):	AV,ID,LB,PR,TP			
RTQ-00880	SPECIAL EVENT EQUIPMENT RENTAL	2/1/2019	1/31/2027	$ 5,991,026.34
Department(s):	AD,AV,CR,DE,FR,HR,ID,ME,PH,PR,RE,SP,SW,TP			
RTQ-00888	ELECTRICAL & ELECTRONIC COMPON	4/1/2019	3/31/2027	$ 100,003,079.68
Department(s):	AV,CH,CR,CT,CU,DE,FR,ID,IT,LB,PH,PR,RE,SP,SW,TP,WS			
RTQ-00892	PARK ITEMS FOR RESALE	3/1/2019	2/28/2027	$ 5,869,665.23
Department(s):	PR			
RTQ-00893	INDUSTRIAL ELECTRICAL AND POWE	11/1/2019	10/31/2029	$ 74,167,821.43
Department(s):	AV,FR,ID,PR,SP,SW,TP,WS			
RTQ-00894	IT CONSULTING SERVICES	1/1/2019	6/30/2029	$ 68,600,000.00
Department(s):	AV,IT,WS			
RTQ-00917	UPHOLSTERY AND REFURBISHING SC	1/1/2019	12/31/2028	$ 710,951.30
Department(s):	AV,ID,LB,TP			
RTQ-00918	SIGNS AND BANNERS, PURCAHSE &	5/1/2019	7/31/2029	$ 7,644,915.36
Department(s):	AD,AV,BU,CH,CU,ID,IT,LB,MM,PH,PM,PR,SP			
RTQ-00950	TEMP DEBRIS STAGING REDUCTION	8/1/2019	10/31/2029	$ 166,000,000.00
Department(s):	SW			
RTQ-00983	PC PARTS AND PERIPHERALS PRE-Q	6/1/2019	11/30/2029	$ 14,381,388.61
Department(s):	ID,IT			
RTQ-01039	FERTILIZER/PESTICIDE/LANDSCAPE	1/1/2020	12/31/2029	$ 66,365,906.51
Department(s):	AV,CU,DE,PH,PR,RE,SP,SW,TP,WS			
RTQ-01063	FIRE RESCUE EQUIPMENT & ACCESS	6/1/2019	11/30/2029	$ 25,197,169.14
Department(s):	AV,CR,FR			

Return to Table of Contents

APPENDIX V: ACTIVE GOODS AND SERVICES CONTRACTS

Contract ID	Description	Begin Date	Expire Date	Contract Amount
RTQ-01064	HAZARDOUS MATERIAL REMOVAL SER	6/5/2020	12/4/2030	$ 31,500,000.00
Department(s):	AV			
RTQ-01100	TRANSPORTATION SERVICES	6/1/2019	8/31/2029	$ 12,276,284.00
Department(s):	AV,CC,CH,CR,CU,FR,ID,PH,PR,SP,TP			
RTQ-01102	CHEMICAL FEED & DISINFECTION S	11/1/2019	1/31/2030	$ 14,843,975.00
Department(s):	WS			
RTQ-01136	OVERHEAD DOORS AND SECURITY GA	8/6/2019	8/31/2029	$ 23,905,318.00
Department(s):	AD,AV,CH,CR,CU,FR,ID,LB,PH,PR,SP,SW,TP,WS			
RTQ-01137	HAULING AND DISPOSAL OF SOLID	3/1/2020	2/28/2030	$ 37,400,000.00
Department(s):	RE,SW,TP			
RTQ-01174	HARRIS RADIO PARTS, BATTERIES,	9/1/2019	8/31/2029	$ 10,043,944.14
Department(s):	IT			
RTQ-01175	SCUBA/SKIN DIVING EQUIPMENT, R	6/1/2019	8/31/2029	$ 2,789,065.97
Department(s):	DE,FR,RE,SP			
RTQ-01233	VESSEL SIMULATION SERVICES	11/1/2020	10/31/2030	$ 1,000,000.00
Department(s):	SP			
RTQ-01264	PURCH OF MANUFA CERT DEAL OEM	10/1/2019	3/31/2030	$ 36,025,000.00
Department(s):	AV,ID,PR,WS			
RTQ-01284	BIRD CONTROL SERVICES	1/1/2021	12/31/2030	$ 1,157,312.00
Department(s):	ID,SP,SW,TP			
RTQ-01286	DELL HARDWARE,SOFTWARE AND SER	4/1/2020	3/31/2030	$ 15,179,352.58
Department(s):	IT			
RTQ-01299	HOSES, NOZZLES, COUPLINGS, CLA	5/1/2020	4/30/2030	$ 5,625,105.91
Department(s):	AV,FR,PR,SP,SW,TP,WS			
RTQ-01327	CCTV CAMERA EQUIP/MAINT/REPAIR	2/1/2020	1/31/2030	$ 8,663,350.00
Department(s):	TP,WS			
RTQ-01337	POLYMER FOR WATER/WASTEWATER T	11/1/2020	4/30/2031	$ 30,557,526.33
Department(s):	WS			
RTQ-01354	INVASIVE VEGETATION CONTROL SE	12/1/2020	2/28/2031	$ 14,107,700.00
Department(s):	DE,LB,PR,RE,SW,TP			
RTQ-01397	`Plumbing Equip. and Supplies	3/1/2022	2/28/2032	$ 124,545,317.07
Department(s):	AV,CH,CR,CU,DE,FR,ID,LB,PH,PR,RE,SP,SW,TP,WS			
RTQ-01452	Purchase of Fire Hydrants & Pa	4/1/2021	3/31/2031	$ 5,680,535.00
Department(s):	AV,WS			
RTQ-01468	Fire OEM Repairs & Service	4/1/2021	9/30/2026	$ 18,602,842.00
Department(s):	AV,FR			
RTQ-01540	Floor Cleaning Machines	8/1/2021	7/31/2031	$ 4,830,094.21
Department(s):	AV,CH,CR,FR,ID,SP,TP,WS			
RTQ-01547	WINDOW TREATMENTS, FILM	10/1/2021	9/30/2026	$ 1,871,568.94
Department(s):	AD,AV,CH,FR,ID,LB,OC,PH,PR,SP,WS			
RTQ-01583	BUILDING MATERIALS AND RELATED	2/1/2022	1/31/2027	$ 52,258,033.31
Department(s):	AD,AV,CH,CR,CT,CU,DE,FR,ID,IT,LB,PH,PR,RE,SP,SW,TP,WS			
RTQ-01605	Emergency Cleanup Services	3/15/2021	3/31/2029	$ 14,656,000.00
Department(s):	AD,AV,CH,CR,CU,FR,HT,ID,LB,PH,PR,SP,SW,TP,WS			
RTQ-01674	Bulk Material Hauling Services	6/1/2021	5/31/2031	$ 950,000.00
Department(s):	PR,SP,SW			
RTQ-01706-	Art in Public Places Misc Svcs	4/1/2021	3/31/2031	$ 1,770,000.00
Department(s):	AV,CU			
RTQ-01709	ENGINEERING,DRAFTING & ART SUP	4/1/2021	6/30/2029	$ 2,487,000.00
Department(s):	AV,CT,IT,LB,PR,SP,SW,TP,WS			

Return to Table of Contents

APPENDIX V: ACTIVE GOODS AND SERVICES CONTRACTS

Contract ID	Description	Begin Date	Expire Date	Contract Amount
RTQ-01710	MULTIFUNCTIONAL DEVICES (PRE-Q	11/1/2021	10/31/2026	$ 21,375,488.16
Department(s):	AD,AT,AU,AV,BU,CH,CR,CT,CU,DE,EM,FR,HR,HT,IC,ID,IG,IN,IT,JU,LB,MA,ME,MM,MP,PH,PM,PR,RE,SP,SW,TC,TP,TT,WS			
RTQ-01722	Fresh Produce	9/1/2021	8/31/2026	$ 5,886,000.00
Department(s):	CH,CR,PH,PR			
RTQ-01778	ELDERLY MEAL SERVICES	10/1/2021	9/30/2031	$ 29,125,000.00
Department(s):	CH			
RTQ-01786	TERMITE CONTROL SERVICES	3/1/2022	2/28/2031	$ 3,456,000.00
Department(s):	AD,AV,CH,CR,CU,FR,ID,LB,PH,PR,SP,TP,WS			
RTQ-01787	Auto Parts Washer Machine Leas	8/1/2021	7/31/2026	$ 499,000.00
Department(s):	AV,ID,PR,TP,WS			
RTQ-01797	VALVES,GAS/VAPOR,PARTS,SERVICE	8/1/2022	7/31/2032	$ 2,500,000.00
Department(s):	PR,WS			
RTQ-01805	Signs, Road, Traffic Related	5/1/2022	4/30/2027	$ 499,500.00
Department(s):	FR,PH,PR,SP			
RTQ-01828	MGMT ADVISORY CONSULTING SVCS	9/1/2022	9/30/2026	$ 760,000.00
Department(s):	AV,BU			
RTQ-01839	COARSE AGGREGATES	6/1/2022	5/31/2032	$ 73,500,300.00
Department(s):	AV,CR,DE,FR,ID,PH,PR,RE,SP,SW,TP,WS			
RTQ-01841-P	Passenger Boarding Bridge Pool	1/1/2022	12/31/2026	$ 150,384,300.00
Department(s):	AV,SP			
RTQ-01868	Asset Marketing and Advertisin	2/1/2022	1/31/2027	$ -
Department(s):	BU			
RTQ-01878	Plans Review & Inspection Serv	8/1/2022	7/31/2027	$ 2,999,999.00
Department(s):	RE			
RTQ-01891	NETWORK SECURITY PRE-QUAL	4/1/2022	3/31/2027	$ 31,866,096.00
Department(s):	IT			
RTQ-01906	Bicycle Purchase, Parts, Acces	8/1/2022	7/31/2027	$ 816,000.00
Department(s):	AV,PR			
RTQ-01913	VETERINARY SUPPLIES AND PHAR	8/1/2022	7/31/2027	$ 18,688,000.00
Department(s):	AD,PR			
RTQ-01933	Chemical Testing Supplies/Toxi	11/1/2022	10/31/2027	$ 1,415,000.00
Department(s):	ME,RE			
RTQ-01954	Construction chemicals	8/1/2022	7/31/2027	$ 9,536,000.00
Department(s):	AV,FR,ID,PH,PR,SP,SW,TP,WS			
RTQ-01985	Tools and Accessories	7/1/2022	6/30/2027	$ 39,443,876.86
Department(s):	AD,AV,CH,CR,CU,DE,EM,FR,ID,IT,LB,ME,PH,PR,RE,SP,SW,TP,WS			
RTQ-01988	Drainage Materials Pre-Qual	1/1/2023	12/31/2027	$ 1,778,000.00
Department(s):	AV,FR,ID,SP,TP,WS			
RTQ-02010	CATHODIC PROCTECTION SYSTEMS	6/1/2022	5/31/2032	$ 3,894,074.00
Department(s):	WS			
RTQ-02016	Office Supplies	3/14/2022	3/31/2027	$ 12,787,960.00
Department(s):	ID			
RTQ-02018	Technical App. Prof. Training	6/1/2022	5/31/2027	$ 5,960,000.00
Department(s):	HR,ID,IT			
RTQ-02022	Refrigerant Gas Services	9/1/2022	8/31/2027	$ 3,579,000.00
Department(s):	AV,CR,FR,ID,LB,PH,PR,SP,TP,WS			
RTQ-02029	PLANT MATERIAL & TREE SERVICES	6/1/2022	5/31/2027	$ 66,383,300.00
Department(s):	AV,CH,CR,CU,DE,FR,ID,LB,PH,PR,RE,SP,SW,TP,WS			
RTQ-02040	GRANTS MANAGEMENT AND COST REC	10/1/2022	9/30/2027	$ 10,000,000.00
Department(s):	BU			

Return to Table of Contents

APPENDIX V: ACTIVE GOODS AND SERVICES CONTRACTS

Contract ID	Description	Begin Date	Expire Date	Contract Amount
RTQ-02047	Marketing Services Pool	8/1/2022	7/31/2027	$ 2,500,000.00
Department(s):	CT,IT			
RTQ-02053	Physical Fitness Equipment - P	12/1/2022	11/30/2027	$ 3,013,000.00
Department(s):	AV,CR,FR,PR			
RTQ-02111	Petroleum Products	3/1/2023	2/29/2028	$ 13,069,200.00
Department(s):	AV,FR,ID,PR,SP,SW,TP,WS			
RTQ-02115	Construction Equipment Rental	7/1/2023	6/30/2028	$ 50,142,753.22
Department(s):	AD,AV,CR,CU,DE,FR,ID,IT,LB,PH,PR,RE,SP,SW,TP,WS			
RTQ-02121	Collision Damage Body Work	9/12/2022	9/11/2027	$ 34,371,000.00
Department(s):	AV,FR,ID,PR,TP,WS			
RTQ-02122	Marine Rent/Purchase/Disposal	10/10/2022	10/9/2027	$ 8,672,000.00
Department(s):	DE,PR,RE,SP			
RTQ-02124	Telecom Services and Equipment	10/1/2022	10/31/2027	$ 3,600,000.00
Department(s):	IT			
RTQ-02125	Refurbished Telecom Equipment	6/1/2022	5/31/2027	$ 370,000.00
Department(s):	IT			
RTQ-02145	NFPA Brochures and Educational	3/1/2023	2/29/2028	$ 365,000.00
Department(s):	FR,RE			
RTQ-02147	FRAMING SERVICES	11/1/2022	10/31/2027	$ 383,262.00
Department(s):	AV,CC,CH,FR,ID,LB,SP,WS			
RTQ-02159	Library Supplies and Archival	4/1/2023	3/31/2028	$ 350,000.00
Department(s):	LB			
RTQ-02181	LAW ENFORCEMENT EQUIPMENT AND	2/1/2023	1/31/2028	$ 15,552,643.00
Department(s):	AD,AV,CR,FR,ID,PR,SP			
RTQ-02189	ROOM AIR CONDITIONERS - RTQ	2/1/2023	1/31/2028	$ 4,999,839.52
Department(s):	AV,CR,FR,ID,PH,PR,TP,WS			
RTQ-02202	Gas and Diesel Pool	11/1/2023	10/31/2028	$ 205,416,000.00
Department(s):	AD,AV,CH,CR,CU,FR,ID,PH,PR,SP,SW,TP,WS			
RTQ-02313	HEAD START SCHOOL & TECHNOLOGY	3/28/2023	3/27/2028	$ 15,003,350.00
Department(s):	CH			
SS-10099	GENETIC ANALYSES IN WATERS	4/15/2021	10/31/2026	$ 1,250,000.00
Department(s):	DE,RE			
SS-10117	POSI-SHELL ALTERNATIVE COVER S	9/1/2022	8/31/2027	$ 2,158,255.00
Department(s):	ID,SW			
SS-10134	Motorola Receiver Site with In	7/24/2023	7/23/2028	$ 8,747,783.00
Department(s):	AV			
SS-10204	REMI SOFTWARE LICENSE AGREEMEN	2/25/2022	2/28/2027	$ 98,000.00
Department(s):	RE			
SS-10206	KFT Fire Trainers Maintenance	5/12/2022	5/31/2027	$ 249,995.00
Department(s):	FR			
SS-10227	Rapiscan Equip,Maint &Repairs	8/1/2022	7/31/2027	$ 159,085.00
Department(s):	AV			
SS-10241-1(2)	EZ-IO INTRAOSSEOUS INFUSION SY	7/1/2026	6/30/2027	$ 335,000.00
Department(s):	FR			
SS-10244	CHAMELEON/CMS AND PUBLIC ACCES	7/12/2022	10/31/2026	$ 207,655.00
Department(s):	AD			
SS-10293	FCX 400Hz SSF Converter Repair	11/30/2023	11/29/2028	$ 597,080.00
Department(s):	AV			
SS-10295	PMI SERVICES FOR ITW PRE-CONDI	1/26/2024	1/31/2029	$ 800,000.00
Department(s):	AV			

Return to Table of Contents

APPENDIX V: ACTIVE GOODS AND SERVICES CONTRACTS

Contract ID	Description	Begin Date	Expire Date	Contract Amount
SS-10301	Breathing Air Compressor Maint	12/1/2023	11/30/2028	$ 266,000.00
Department(s):	FR			
SS-10302	Airtraq A-390 WiFi Cameras	1/1/2024	12/31/2026	$ 240,000.00
Department(s):	FR			
SS-10305	Elgin Street Sweeper - Maint	7/5/2023	7/31/2027	$ 75,000.00
Department(s):	AV			
SS-10315	Teledyne FLIR Extnd Warranty	12/19/2024	12/31/2026	$ 226,995.00
Department(s):	FR			
SS-10316	Vertiq Software Maint/Support	12/16/2023	12/31/2026	$ 124,374.00
Department(s):	ME			
SS-10329	Vehicle Movement Area Transmit	7/1/2024	6/30/2029	$ 250,000.00
Department(s):	AV			
SS-10358	Time Clock Terminals for MDAD	8/8/2024	8/31/2029	$ 249,000.00
Department(s):	AV			
SS-10386	Ambulance Stretcher Maintenanc	2/1/2024	1/31/2027	$ 37,800.00
Department(s):	ME			
SS-10419	VERISK - CLAIMS REPOSITORY SYS	8/1/2024	7/31/2027	$ 190,379.00
Department(s):	ID			
SS-10422	Unite Us Software	11/5/2024	11/30/2026	$ 314,000.00
Department(s):	BU,CR			
SS10441	Comprehensive Financial Invest	8/23/2024	8/30/2029	$ 159,521.25
Department(s):	IG			
SS-10483	Rainfall Data Monitoring and A	1/1/2025	12/31/2026	$ 244,767.50
Department(s):	WS			
SS-10606	Radian ASAP Mass Spectrometer	9/22/2025	9/30/2028	$ 82,165.50
Department(s):	ME			
SS-10617	Conducted Energy Devices	1/1/2026	12/31/2031	$ 4,400,000.00
Department(s):	CR			
SS1245-3/27-3	ELEVATOR & ESCALATOR MAINT & R	10/1/2022	9/30/2027	$ 93,530,482.13
Department(s):	AV,CR,CU,ID,PH,PR,SP,TP,WS			
SS5477-0/26	Oil/Water Separation Equipment	2/1/2024	1/31/2027	$ 2,740,552.00
Department(s):	ID,SW,TP			
SS6196-3/25-3	PRATT & WHITNEY SUPPORT PLAN	8/1/2021	7/31/2026	$ 5,500,000.00
Department(s):	FR			
SS8423-2/27-2	MATRIX SECURITY SYSTEMS	3/1/2023	2/28/2028	$ 3,770,550.00
Department(s):	AV			
SS-8554	INFORM 10 ELITE UPGRADE W/MAIN	11/21/2022	11/30/2027	$ 2,163,705.00
Department(s):	FR,TP			
SS8667-1/18-1	EAM SOFTWARE, SUPPORT, S	6/24/2013	12/15/2028	$ 12,801,455.03
Department(s):	IT,WS			
SS8721-0/28	FLORIDA BUILDING CODE BOOKS	6/1/2023	5/31/2028	$ 215,000.00
Department(s):	RE			
SS9552-2/15-3	ASCAP MUSIC PERFORMANCE LICENS	1/18/2015	1/17/2027	$ 104,847.49
Department(s):	BU,CU			
SS9553-0/27	SESAC MUSIC LICENSE	7/14/2022	7/13/2027	$ 242,136.52
Department(s):	BU			
SS9863-1/26-1	INET SYSTEMS/PARTS/MAINT	1/1/2022	12/31/2026	$ 7,983,209.35
Department(s):	AV			
SS9892-1/22-1	MICROSOFT PREMIER SUPPORT SERV	6/1/2020	11/30/2026	$ 8,823,610.83
Department(s):	IT			

Return to Table of Contents

APPENDIX V: ACTIVE GOODS AND SERVICES CONTRACTS

Contract ID	Description	Begin Date	Expire Date	Contract Amount
TRN2125991B1	Petroleum & Refined Prod Test	8/1/2024	7/18/2026	$ 350,000.00
Department(s):	ID,TP			
WQ167	CONSULTANT SERVICES	1/31/2024	7/31/2030	$ 996,185.00
Department(s):	DE,RE			
X027A	BUILDING MANAGEMENT SYSTEM (BM	11/21/2017	12/18/2027	$ 112,023,768.84
Department(s):	AV			

Return to Table of Contents

APPENDIX W: PEACE AND PROSPERITY PLAN

Department	Program Name	Funding	FY 2026-27
Parks, Recreation and Open Spaces	Fit2Lead Internship -Summer Fellowship	Anti-Violence and Prosperity Trust	$ 1,854,000
Parks, Recreation and Open Spaces	Fit2Lead Internship -Afterschool	Anti-Violence and Prosperity Trust	848,932
Miami-Dade Sheriff's Office	Turn Around Police Academy (TAP)1	Anti-Violence and Prosperity Trust	56,068
Miami-Dade Sheriff's Office	Youth Outreach Unit (YOU)	Anti-Violence and Prosperity Trust	60,000
Miami-Dade Sheriff's Office	Youth Athletic and Mentoring Initiative (YAMI)	Anti-Violence and Prosperity Trust	20,000
Community Services Department	Community Outreach and Engagement	Anti-Violence and Prosperity Trust	50,000
Community Services Department	Safe in the 305 Community Grant	Anti-Violence and Prosperity Trust	65,000
Community Services Department	Independent Evaluation	Anti-Violence and Prosperity Trust	50,000
		Total Funding	**$ 3,004,000**

Return to Table of Contents

APPENDIX X: Priority Initiatives and Capital Highlights

This table aligns selected departmental initiatives from the FY 2026-27 Budget to one of the Strategic Priorities.

FY 2026-27 Budget Priority Initiatives and Capital Highlights

Animal Services

Healthy and Safe Communities

The Department will support pet owners with medical, food and housing assistance while promoting community fostering of found pets until reunification; this will allow families to keep their pets and will reduce shelter intake; this initiative uses $200,000 in existing FY 2025-26 pet-retention funding

The Department will expand the Population Incentive Program (PIP) and Special Urgent Needs (SUN) Program to provide financial support to rescue partners; this will improve the outcomes for long stay pets, medically complex pets and pets that are harder to adopt; the FY 2026-27 Proposed Budget includes $125,000 for PIP and $150,000 for SUN

The Department will partner with animal-training professionals to provide group sessions for adopters and individualized training for dogs with behavioral needs; this will improve adoptability, strengthen pet-owner bonding and reduce returns; this initiative will be completed using existing resources

The Department will expand veterinary services in underserved communities using the Wellness on Wheels Mobile unit; this will help increase access to preventive wellness care, reduce travel burden for residents and save time for owners; this initiative will be completed using existing resources

The Department's FY 2026-27 Proposed Budget and Multi-Year Capital Plan includes the continued funding for the new Animal Services facility located in Homestead; the new Animal Services facility was part of a land swap deal approved by the Board of County Commissioners on June 30, 2025, Resolution 581-25 facilitating the County's acquisition of new property and enabling construction of a permanent facility funded in part through a land exchange with the Developer; as part of the agreement, the developer is contributing $19.994 million toward the capital project with the remaining being funded by Miami-Dade County ($15.157 million; the county's portion of the project is funded with Building Better Communities General Obligation Bond proceeds ($12.154 million) and thru the Countywide Infrastructure Investment Program ($3.033 million); the project is expected to break ground for construction in the 4th quarter of FY 2025-26 with an estimated completion date in the first quarter of FY 2027-28 (total program cost $35.181 million; $8 million in FY 2026-27; capital program #2000005215)

Fiscal Responsibility and Efficiency

The Department will expand community engagement through media outlets and social media platforms; this will increase responsible pet-ownership education and awareness of County services; this initiative will be completed using existing resources

Aviation

Investment in Infrastructure

Through 2040, the Executive Division of the Miami-Dade Aviation Department will continue executing the multi-year Capital Improvement Program (CIP) encompassing new terminals, terminal redevelopments, extensions, and other major projects; this initiative will transform Florida's busiest international gateway through a 15 to 20 year program of more than 200 projects to meet the growth demands projected through 2040; this initiative represents a $14 billion department-wide investment phased for design, construction, modernization, and compliance and is included in the budget

By the fourth quarter of 2029, the Digital Strategy and Innovation Division of the Miami-Dade Aviation Department will expand the Common Data Environment (CDE) by integrating additional sensor networks and operational systems into the enterprise Azure tenant; this initiative will enable real-time insights, predictive analytics, and enterprise intelligence to improve operational efficiency and the customer experience; it is anticipated that this initiative will require an investment of approximately $9 million and is included in the Capital Proposed budget

By March 2027 through 2030, the Administration Division of the Miami-Dade Aviation Department will modernize critical IT systems and co-locate the data center with the Airport Operations Center (AOC) to enhance security and reliability; this initiative will improve security, compliance, and operational efficiency while enabling faster emergency coordination and recovery to minimize downtime; it is anticipated that this initiative will require approximately $2.5 million for identity management implementation in 2027, $4 million in operations and maintenance (O&M) over 15 years, $80 million for access control in 2030, $24 million for video surveillance in 2028, and $20 million for data center relocation in 2028, all of which are included in the Department's capital improvement plan

APPENDIX X: Priority Initiatives and Capital Highlights

This table aligns selected departmental initiatives from the FY 2026-27 Budget to one of the Strategic Priorities.

FY 2026-27 Budget Priority Initiatives and Capital Highlights

By January 2029, the Department will complete the Runway and Taxiway Rehabilitation for the MIA RIM Hot Spot No. 4 (Corral Area) project, which is currently underway and required by the latest FAA Advisory Circular on Airport Design; this initiative will reduce the risk of collisions and runway incursions in the Corral Area at the confluence of Runways 12-30, 8R-26L, and 8L-26R and the convergence of Taxiways M, N, P, and Q; it is anticipated that this initiative will cost approximately $114.448 million, including a construction cost of $87.029 million, future financing of $41.547 million, FAA grants of $35.352 million, and FDOT grants of $10.130 million

By the fourth quarter of 2032, the Department will establish Enterprise Spatial Business Intelligence (ESBI) Governance as the authoritative custodian for spatial intelligence across MDAD, including implementation of a unified digital twin for all MDAD divisions; this initiative will ensure standardized enterprise-wide geospatial governance, reduce duplication, support predictive analytics and operational planning, and improve enterprise decision-making; it is anticipated that this initiative will require an investment of approximately $2 million in data governance and integration and is included in the budget, with efficiencies gained through reduced duplication and improved decision-making

By September 30, 2027, the Department will use brand storytelling to humanize the Department, share updates on capital and maintenance projects, and highlight airport opportunities for local businesses and workers; this initiative will strengthen MIA's brand and passenger experience through timely information, workforce recognition, and engaging updates on improvements shaping the airport's future; these costs will be covered through the Department's operating budget

Fiscal Responsibility and Efficiency

In January 2026, the Facilities Development Division of the Miami-Dade Aviation Department submitted two Airport Terminal Program grant applications, including one to support the MIA Terminal-wide Reroofing Project and a second to seek supplemental funding for the South Terminal Expansion CC K; this initiative will maximize grant funding to reduce the amount of internal funds expended on major capital initiatives and potentially accelerate project timelines; it is anticipated that the first request will total $77.422 million and the second request will seek $50 million; these grants are not included in the proposed budget

Communications, Information and Technology

Healthy and Safe Communities

By the second quarter of FY 2026-27, the Department will modernize contact center operations through enhanced telephony, analytics, workforce tools, and AI capabilities to improve service consistency, operational efficiency, staff performance, and the overall resident experience across the County; this initiative will be implemented using existing resources with no additional financial impact

By the end of FY 2026-27, the Department will build a unified approach to communication, engagement, and marketing by aligning messaging, branding, and tools to deliver consistent, measurable, and cost-effective outreach across the County; this initiative will improve customer engagement, strategic alignment, and operational efficiency by coordinating messaging, brand identity, and communications tools; this initiative will be implemented using existing resources with no additional financial impact

The FY 2026-27 Proposed Budget and Multi-Year Capital Plan includes the continued implementation of the Court Case Management System (formerly known as CJIS), which will deliver an enhanced integrated information solution for the Eleventh Judicial Circuit Court of Florida and will benefit several agencies such as the Miami-Dade Clerk of the Court and Comptroller, the Administrative Office of the Courts for the 11th Judicial Circuit, the Miami-Dade Corrections and Rehabilitation Department (MDCR), the Miami-Dade Sheriff's Office (MDSO), the Miami-Dade State Attorney and Public Defender offices, and the Miami-Dade County Community Services Department (CSD) with improved data sharing abilities, enhancing the public's access to the court system, as well as reducing redundancy by streamlining operations; the capital program is funded with Capital Asset Acquisition bond proceeds ($27.085 million) and Future Financing proceeds ($29.423 million) (total program cost $56.508 million; $13.544 million in FY 2026-27; capital program #2000000954)

Investment in Infrastructure

By the close of FY 2026-27, CITD will have completed modernizing the network, communications, and radio systems by expanding fiber infrastructure, improving connectivity, and deploying next-generation technology to enhance performance, flexibility, and coverage; this initiative will also provide redundancy and scalability while reducing risk and ensuring secure, reliable connectivity for County services; it will be funded through a multi-year capital project for radio infrastructure, with network costs maintained within budget to support phased upgrades (total program cost $6.371 million; $2.085 million in FY 2026-27; capital program #1687880 and #2000002174)

APPENDIX X: Priority Initiatives and Capital Highlights

This table aligns selected departmental initiatives from the FY 2026-27 Budget to one of the Strategic Priorities.

FY 2026-27 Budget Priority Initiatives and Capital Highlights
The FY 2026-27 Proposed Budget and Multi-Year Capital Plan includes several departmental infrastructure replacement projects to assure network stability and redundancy, including the deployment of virtual desktops and thin clients, network edge switches and Voice over Internet Protocol countywide, as well as cloud infrastructure support that includes the purchase of servers, storage and back-up (total program cost $126.677 million; $10.392 million in FY 2026-27; capital program #2000000942, #2000000945, #2000000946 and #2000000947)
Risk Reduction and Resilience
By the end of FY 2026-27, the Department will create a unified program to ensure websites, documents, and applications meet accessibility standards, improving efficiency, reducing risk, and delivering inclusive, user-focused digital services; this initiative will provide standardized governance and remediation; this initiative will be implemented using existing resources with no additional financial impact
By the end of FY 2026-27, the Department will create a countywide Digital Twin using GIS to integrate real-time data, predictive modeling, and spatial analytics; this initiative will deliver strategic, operational, and resilience benefits by enabling data-driven planning, coordination, and scenario analysis through GIS and real-time data; this initiative will be implemented using existing resources with no additional financial impact
The FY 2026-27 Proposed Budget and Multi-Year Capital Plan includes the continued implementation of the business-driven strategic cybersecurity program that continuously adapts to new opportunities while reducing risk to the information assets of Miami-Dade County to include but not limited to modernizing identity management, authentication, and strengthening threat detection; the capital program is funded with Capital Asset Acquisition bonds ($12.634 million) and Future Financing ($15.001 million) proceeds (total program cost $27.635 million; $4.19 million in FY 2026-27; capital program #2000001427)
Fiscal Responsibility and Efficiency
During FY 2026-27, CITD will assume the countywide media relations function to support a coordinated, streamlined approach to media relations and communications; this effort will strengthen collaboration across departments, reduce duplication of effort, ensure consistent messaging, and enhance countywide communications initiatives
By the second quarter of FY 2026-27, CITD will establish a countywide technology modernization roadmap aligning projects, procurement, and timelines to prioritize modernization, streamline access to new technologies, and improve project delivery; this initiative will deliver fiscal and operational efficiency by aligning investments, streamlining procurement, reducing duplication and risk, and improving countywide technology delivery; this initiative will be implemented using existing resources with no additional financial impact
By the end of FY 2026-27, the Department will improve the use of data and analytics countywide while building a unified content system that delivers timely, accurate communication and improves public access; this initiative will deliver fiscal, operational, and strategic value by improving data quality, analytics, and transparency to support compliance, performance measurement, and decision-making; this initiative will be implemented using existing resources with no additional financial impact
By the third quarter of FY 2026-27, the Department will create a countywide framework for generative artificial intelligence in resident services and operations; this initiative will deliver fiscal, operational and strategic value by automating processes, improving customer service, and supporting better decision-making while ensuring compliance and responsible AI use; this initiative will be implemented using existing resources with no additional financial impact
By the third quarter of FY 2026-27, the Department will promote a skilled and agile CITD workforce through AI, agile, and digital upskilling, expanding training and leadership capacity to foster innovation and adaptability; this initiative will enable CITD staff to adapt to new technologies, improve service delivery, and accelerate results; this initiative will be implemented using existing resources with no additional financial impact
The FY 2026-27 Proposed Budget and Multi-Year Capital Plan includes funding to acquire add-on components for the Customer Relationship Management (CRM) modernization that can create a seamless integration of the Customer Data Platform and Content Management System and establish a centralized Government Assistant Portal for the No Wrong Door Initiatives within the Salesforce platform; the capital program is funded with Future Financing proceeds ($2.1 million) and is projected to be completed in the third quarter of FY 2026-27 (total program cost $2.1 million; $1.55 million in FY 2026-27; capital program #2000004137)

Return to Table of Contents

APPENDIX X: Priority Initiatives and Capital Highlights

This table aligns selected departmental initiatives from the FY 2026-27 Budget to one of the Strategic Priorities.

FY 2026-27 Budget Priority Initiatives and Capital Highlights

Community Services

Healthy and Safe Communities

In June 2026, the Board of County Commissioners approved legislation establishing a Mental Health Center (Center) to be managed by CSD; the Center's mission is to divert individuals with severe mental illnesses from the criminal justice system by connecting them with appropriate mental health treatment, including essential clinical care and comprehensive wraparound services; in addition to serving justice-involved individuals, the Center will also provide services to individuals experiencing homelessness and other members of the community in need of behavioral health support; funding to support the Center will be provided by the Opioid settlement funds

Investment in Infrastructure

By the end of FY 2026-27, the Energy and Facility Services Division will deploy an annual facilities review process and develop a strategic plan to guide facilities maintenance decisions, creating a proactive approach for forecasting facility needs for budget and operational planning; the strategic plan's preventive maintenance component includes deploying an AC/Refrigeration Mechanic; and while FY 2024-25 costs were $450,000, using in house staff could generate savings of more than $200,000

By the end of FY 2026-27, the Department will formalize a strategic review process for technology infrastructure needs, including a coordinated review and report of facilities in partnership with the Communications and Information Technology Department; this effort will ensure staff can perform their duties at assigned locations, support necessary infrastructure improvements, and enhance client and staff safety; this will be completed using existing resources

Fiscal Responsibility and Efficiency

In FY 2026-27, the Department will integrate data systems into a centralized intake platform with electronic case management forms and dashboards; this integration will streamline customer experience, enabling real-time reporting and improved decision-making; additional modules will utilize existing licenses to the extent possible

In FY 2026-27, the Department, in collaboration with the Office of Management and Budget's Grants Division, will create a strategic plan for pursuing grant funding through proactive identification of needs and narrative documentation; the objective is to increase funding streams to support programming and operations; this initiative will be completed using existing resources

In FY 2026-27, the Department will develop an internal engagement plan to identify low or no cost opportunities and operational efficiencies that support improved employee retention; this initiative will be carried out using existing resources

By the third quarter of FY 2026-27, the Department will develop a streamlined, department wide training plan to increase efficiency, meet reporting requirements, support key initiatives, and expand professional development opportunities that strengthen succession planning; the streamlined approach is expected to reduce oversight reporting time by an estimated 100 labor hours across programmatic divisions

Corrections and Rehabilitation

Healthy and Safe Communities

By the fourth quarter of FY 2025-26, the Department will broaden reentry support systems, deploy automated risk-and-needs assessment tools, and strengthen reentry programs aimed at reducing recidivism; these actions will improve long-term reintegration outcomes and decrease recidivism rates; the initiative is funded through existing operational resources and grants and may lower future incarceration costs

By the fourth quarter of FY 2025-26, the Department will expand the "Numbers That Matter" data-driven initiative to track key operational metrics such as inmate violence, use-of-force incidents, battery incidents, and staffing; the initiative will identify trends that support proactive safety interventions, reduce violence, and enhance staff accountability; the program enables cost-reduction and efficiency improvements within existing budgetary resources

APPENDIX X: Priority Initiatives and Capital Highlights

This table aligns selected departmental initiatives from the FY 2026-27 Budget to one of the Strategic Priorities.

FY 2026-27 Budget Priority Initiatives and Capital Highlights

The Department will continue collaborating with outside consultants, the Strategic Procurement Department, Judicial Administration, and other stakeholders on the Master Plan Replacement Jail Project, which is divided into two phases across two separate sites; Site 1, located at the current Training and Treatment Center has successfully broken ground, demolition has been completed and the design has reached 100% completion, and is currently advancing through the permitting process in preparation for vertical construction for the parking garage; Site 1 will include approximately 100,000 sq. ft. for a new central intake and release building with 4 courtrooms, 120,000 sq. ft. for MDCR Headquarters, and 20,000 sq. ft. of warehouse space; Site 2 is currently awaiting approval of the design contract, with design activities anticipated to begin in January 2027; Site 2 will feature a 300,000 sq. ft. facility, a 175,000 sq. ft. dormitory with space for programs and administration, a 24,000 sq. ft. intake and clinic building, 2 video courtrooms, a laundry building, 40,000 sq. ft. of warehouse space, and parking for staff and visitors; the new facility will incorporate Leadership in Energy and Environmental Design (LEED) elements and state of the art security features, which will significantly improve inmate housing conditions, enhance the working environment for staff, and generate departmental savings through the replacement of the County's oldest facility, the Pre-Trial Detention Center; the capital program is funded with Future Financing bond proceeds ($561.913 million) and Building Better Communities General Obligation Bond Program (BBC-GOB) proceeds ($29.459 million) (total program cost $591.372 million; $79.55 million in FY 2026-27; capital program #505680)

The Department's FY 2026-27 Proposed Budget and Multi-Year Capital Plan includes funding for a comprehensive and automated integrated inmate jail management system which will substantially reduce manual data collection and reporting as well as improve operational efficiencies, responsiveness, and information availability to internal and external customers; the capital program is funded with General Government Improvement Funds ($4 million) and Future Financing Bond proceeds ($6 million); the capital program began in FY 2024-25 and is projected to be completed by close of FY 2027-28; when completed, the capital program is estimated to have an operational impact of $1.248 million including three FTEs in FY 2027-28 (total program cost $10 million; $5 million in FY 2026-27; capital program #388610)

Risk Reduction and Resilience

By the fourth quarter of FY 2025-26, the Department will pursue accreditation and maintain strict adherence to professional correctional standards through accreditation activities and comprehensive infrastructure security inspections; these actions will fulfill accreditation training requirements, ensure continuous self-assessment, and benchmark operations against best practices; funding will be provided through existing resources for accreditation, audits, training, and necessary infrastructure and security repairs

By the fourth quarter of FY 2025-26, the Department will establish and maintain a highly trained emergency response team capable of rapid deployment during critical incidents; the team will provide a specialized and coordinated response to inmate violence, disturbances, and emergent threats; the FY 2025-26 cost of $390,000 covers specialized equipment and training and reduces long-term financial exposure by preventing facility damage and medical liabilities

Fiscal Responsibility and Efficiency

By the fourth quarter of FY 2025-26, the Department will transition to a new inmate meal vendor to deliver 15,000 daily meals that meet professional and safety standards; the program will ensure nutritional compliance, support diverse dietary needs, and provide job-skills training to aid successful reentry

Cultural Affairs

An Economy that Works for All

In FY 2026-27, the Grants and Programs Division will continue to work with the Cultural Arts Council, to identify dedicated alternative funding sources to support cultural programming for the community through cultural grants; this initiative will lessen reliance on the County's General Fund, provide a more reliable and stable financial support for cultural organizations and artists and strengthen the long-term sustainability of cultural programming countywide

APPENDIX X: Priority Initiatives and Capital Highlights

This table aligns selected departmental initiatives from the FY 2026-27 Budget to one of the Strategic Priorities.

FY 2026-27 Budget Priority Initiatives and Capital Highlights

Investment in Infrastructure

The Cultural Facilities Division continues managing various high profile capital programs to include the Coconut Grove Playhouse ($59 million), the Miami-Dade County Auditorium ($98.101 million), and the Joseph Caleb Auditorium ($22.865 million); each capital project is designed to include artistic spaces for public gatherings as part their revenue generating model; the targeted completion date for the Joseph Caleb Auditorium is FY 2027-28 and FY 2028-29 for the Coconut Grove Playhouse and the Miami-Dade County Auditorium; the budgetary impact to complete the construction and/or renovation of these facilities is supported with various funding sources to include the Building Better Communities - General Obligation Bond (BBC-GOB) program, the Countywide Infrastructure Investment Program (CIIP), bond proceeds, operating revenues, and various grants organizational and state grants

The FY 2026 27 Proposed Budget and Multi Year Capital Plan continues to fund major upgrades to the Joseph Caleb Auditorium; the Phase I back of house expansion, scheduled to be completed by August 2026, significantly expands the loading dock and theater support spaces to improve operations and support a wider range of performances; Phase II, projected to start in late 2026, will upgrade and update major building systems and finishes in the front of house areas and courtyard; the facility is projected to reopen for the FY 2027 28 season with an estimated $2 million annual operating impact and 11 FTEs; shows will continue at alternate venues during construction; the capital program is funded with Building Better Communities General Obligation Bond (BBC-GOB) proceeds ($5.925 million), a State of Florida African-American Cultural and Historical Grant ($1 million), a State of Florida Cultural Facilities Grant ($500,000) and through the Countywide Infrastructure Investment Program (CIIP) ($15.440 million) (total program cost $22.865 million; $10.1 million in FY 2026-27; capital program #9310220)

The FY 2026 27 Proposed Budget and Multi Year Capital Plan continues funding for the renovation of the Miami Dade County Auditorium; major improvements include asbestos abatement, structural upgrades, roof replacement, new mechanical and plumbing systems, upgraded theatrical systems, and reconfigured interior spaces for functionality and ADA compliant accessibility; bidding and award of the construction contract are scheduled to be completed by the end of 2026; the facility is expected to reopen in FY 2028 29 with an estimated $5 million annual operating impact and 15 FTEs; MDCA will continue presenting shows at other venues during construction; the capital program is funded with Building Better Communities General Obligation Bond (BBC-GOB) proceeds ($770,000), a State of Florida Cultural Facilities grant ($500,000), miscellaneous operating revenues ($325,000), and through the Countywide Infrastructure Investment Program (CIIP) ($96.747 million) (total program cost $98.101 million; $32.623 million in FY 2026-27; capital program #931360)

The Department's FY 2026-27 Proposed Budget and Multi-Year Capital Plan includes the continued management of the Coconut Grove Playhouse project development; Phase I, which began in April 2025 and is scheduled to be completed in early 2027, includes asbestos abatement, preservation of architectural elements, structural shoring, partial demolition, and additional repairs required to address significant structural deterioration of the historic Gateway Building; Phase II, which includes construction of the new theater, rehabilitation of the historic Gateway Building, and development of a parking garage building, is scheduled for regulatory reviews, permitting, bidding and award of the construction contract during the balance of 2026; once the project is completed in FY28-29, the day-to-day operations and maintenance of the theater will be managed by GableStage, Inc.; funding for operations will be supported with revenues generated by the project's parking garage and commercial operations; the capital program is funded with Building Better Communities General Obligation Bond (BBC-GOB) proceeds ($28.5 million); a John S. and James L. Knight Foundation Grant ($2 million), Parking revenues ($6 million), Special Obligation 2005 Bond proceeds ($9.097 million) and $13.403 million funded through the Countywide Infrastructure Investment Program (CIIP) (total program cost $59 million; $23.982 million in FY 2026-27; capital program #921070)

Fiscal Responsibility and Efficiency

In FY 2026-27, the Department will explore cost saving opportunities for efficiencies within its cultural facilities by consolidating functions including marketing, maintenance, human resources, procurement and budget, which will reduce administrative redundancy, improve resource allocation, standardize service delivery across facilities and strengthen operational performance countywide

Emergency Management

Healthy and Safe Communities

By the end of FY 2025-26, the Department will promote sustainable building practices and infrastructure improvements by conducting trainings and exercises; these activities will enhance community resilience, reduce long term recovery costs, and align with County strategic priorities; there is no budgetary impact as this initiative will be completed with existing resources

APPENDIX X: Priority Initiatives and Capital Highlights

This table aligns selected departmental initiatives from the FY 2026-27 Budget to one of the Strategic Priorities.

FY 2026-27 Budget Priority Initiatives and Capital Highlights

Investment in Infrastructure

By the end of FY 2025-26, the Department will conduct exercises to evaluate communications processes, systems, and equipment needed to support emergency operations; the exercises will strengthen operational coordination and ensure continuous communication during incidents; there is no budgetary impact as this initiative will be completed with existing resources

Risk Reduction and Resilience

By the end of FY 2025-26, the Department will implement monthly whole community meetings with emergency management stakeholders to provide regular preparedness information; the meetings will accelerate community recovery, support economic stabilization, and foster resilience; there is no budgetary impact as this initiative will be completed with existing resources

By the end of FY 2025-26, the Department will conduct workshops and training sessions to educate residents on emergency preparedness, response, mitigation, recovery, and resilience; these sessions will build knowledge and readiness across departments and community stakeholders; there is no budgetary impact as this initiative will be completed with existing resources

By the end of FY 2025-26, the Department will conduct emergency drills and simulations across the County with community stakeholder participation; the exercises will improve readiness, enhance coordination, and identify capability gaps; there is no budgetary impact as this initiative will be completed with existing resources

By the end of FY 2025-26, the Department will offer business continuity planning resources and training in partnership with community stakeholders; this initiative will improve business continuity and strengthen economic resilience following disasters; there is no budgetary impact as this initiative will utilize existing outreach platforms

By the end of FY 2025-26, the Department will implement a recovery assistance program to support affected individuals and businesses in collaboration with local organizations and community leaders; the program will accelerate community recovery, provide economic stabilization, and foster resilience; there is no budgetary impact as this initiative will utilize recovery and mitigation grant funds

By the end of FY 2025-26, the Department will establish a business recovery taskforce in partnership with the Florida Division of Emergency Management's Business Recovery Center initiatives and local business leaders; the taskforce will provide sustained recovery support, facilitate coordinated access to financial and technical resources, and promote faster economic stabilization following disasters; there is no budgetary impact

Fiscal Responsibility and Efficiency

By the end of FY 2025-26, the Department will establish a rapid response team for immediate post disaster assessment and aid distribution in coordination with community stakeholders; the team will enable faster recovery, improve situational awareness, and ensure equitable allocation of assistance; there is no budgetary impact as this initiative will be completed with existing resources

By the end of FY 2025-26, the Department will collaborate with municipalities to increase Community Emergency Response Team (CERT) and Communities Organized to Respond in Emergencies (CORE) involvement; this initiative will expand community preparedness and increase volunteer response capacity; there is no budgetary impact as this initiative will be completed with existing resources

By the end of FY 2025-26, the Department will develop and manage a centralized recovery operations center to coordinate recovery efforts and collaborate with community stakeholders; the center will improve inter agency coordination, reduce duplication, and increase efficiency during recovery operations; there is no budgetary impact as this initiative will be completed with existing resources

Environmental Resources Management

Healthy and Safe Communities

By the second quarter of FY 2026-27, the Department will implement Urban Forestry Plan recommendations by meeting annual tree planting targets and deploying the GIS Urban Tree Inventory application; these actions will improve stormwater management, reduce heat island effects, prevent soil erosion, enhance air and water quality, and increase property values; the $250,000 cost is funded with Miami-Dade Rescue Plan funds approved in FY 2023-24

APPENDIX X: Priority Initiatives and Capital Highlights

This table aligns selected departmental initiatives from the FY 2026-27 Budget to one of the Strategic Priorities.

FY 2026-27 Budget Priority Initiatives and Capital Highlights
By the end of FY 2025-26, the Department will create cross-departmental processes and policies through memoranda of understanding with County departments and administrative offices to ensure DERM involvement in key development and capital planning; this effort will protect public infrastructure and reduce risks to public health and the environment through consistent countywide environmental policy application; there is no budgetary impact, and costs will be absorbed within existing resources and staff time
Risk Reduction and Resilience
By FY 2029-30, the Department will integrate and analyze existing datasets to assess habitat utilization of benthic cover in Biscayne Bay; this effort will increase data efficiency, improve evaluation of restoration and protection activities, and guide policy and management decisions for coastal and submerged habitats; the total cost is $650,000 funded by a federal EPA grant awarded in FY 2024-25
In the first quarter of FY 2026-27, the Department will submit a final Reasonable Assurance Plan (RAP) to the Florida Department of Environmental Protection and begin implementing nutrient load reduction policies and projects; these actions will restore the health and resilience of Biscayne Bay and protect public health and the regional economy; the RAP development cost is $2.5 million funded through the Biscayne Bay Environmental Enhancement Trust Fund
By the first quarter of FY 2026-27, the Department will review and develop recommendations for updates to Miami -Dade County's Wellfield Protection Areas, including the Northwest and West Wellfield areas; these updates will protect public health by ensuring the long-term viability of the county's drinking water supply; the work is funded by the Water and Sewer Department with $810,000 in FY 2026-27 expenditures for an environmental consultant to conduct modeling analyses
Fiscal Responsibility and Efficiency
In FY 2026-27, the Department will evaluate changes to Chapter 24 and related Code sections to refine and enhance regulatory requirements for environmental resources permitting, protection, and restoration; this evaluation will streamline regulatory processes, strengthen environmental protections, and improve water quality for the county's drinking water supply and Biscayne Bay; this initiative is budget neutral and costs will be absorbed within existing resources and staff time
In FY 2026-27, the Department will establish succession planning frameworks, develop competitive compensation structures, enhance reclassification efforts, and create targeted exceptions to hiring restrictions; these actions will support continuity of services, achievement of business plan goals, and long-term operational stability; there is no budgetary impact, and costs will be absorbed within existing resources and staff time
Fire Rescue
Healthy and Safe Communities
By the end of FY 2026-27, the Department will complete Area Command technology upgrades for emergency operations; the upgraded systems will ensure continuity of service during significant and adverse weather events; the total cost is $30,000, funded by the Fire District Funds
By the end of FY 2026-27, the Department will open the Miccosukee Fire Rescue Station 84 to improve fire rescue coverage within the District; the station will reduce response times on the Miccosukee Tribal Reservation and enhance suppression coverage in western areas of the District with the implementation of a new ALS 2,000-gallon Water Tanker; the total cost is $5 million, funded jointly by the Miccosukee Tribe ($2.5 million) and the Fire District ($2.5 million); funding was allocated in the FY 2025-26 budget
Throughout FY 2026-27, the Department will continue to search for property to construct future fire-rescue stations in targeted areas; land acquisition and/or strategic partnerships with developers or other government agencies will ensure the Department maintains adequate service coverage throughout the district and is prepared to meet future needs and growing service demands
By then end of FY 2026-27, the Department will upgrade its Station Alerting System; this upgrade will ensure nearly instantaneous, automated dispatching to fire and EMS personnel over multiple channels; the total cost is $3 million, funded by the General Fund
By the end of FY 2026-27, the Department will complete a pilot emergency vehicle preemption (EVP) system at priority intersections in East Kendall Fire-Rescue Station 13's service territory, in collaboration with the Department of Transportation and Public Works, Project Delivery Division before installing and activating the preemption technology in other territories; the EVP system will reduce response times and decrease accidents involving MDFR apparatus; the total cost is $40,000, funded by the Fire District Funds

APPENDIX X: Priority Initiatives and Capital Highlights

This table aligns selected departmental initiatives from the FY 2026-27 Budget to one of the Strategic Priorities.

FY 2026-27 Budget Priority Initiatives and Capital Highlights
By the end of FY 2026-27, the Department will develop and disseminate targeted Public Service Announcements (PSAs) focusing on top incident types in commission districts; the PSAs will increase public education outreach and strengthen community risk-reduction efforts; this initiative will be completed using existing resources
Fire Rescue's FY 2026-27 Proposed Budget and Multi-Year Capital Plan includes the implementation of the of the Department's new Computer Aided Dispatch (CAD) system, including the CAD Data Exchange Hub (Hub); the CAD system will support fire rescue services while the Hub will connect the Miami-Dade County Sheriff's Office, Fire Rescue, and public safety agencies throughout South Florida; the capital program which is located under Non-departmental, is anticipated to go-live during the second quarter of FY 2026-27 and is funded with Capital Asset Acquisition bond proceeds ($8.189 million) (total program cost $8.189 million; $1.41 million in FY 2026-27; capital program #2000003137)
Risk Reduction and Resilience
By the close of FY 2025-26, the Department is projected to complete the installation of the elevated generators at Sunny Isles Station 10, Key Biscayne Station 15, Port of Miami Station 39, Fisher Island Station 42, Haulover Beach Station 21, Bunche Park Station 54 and Saga Bay Station 55 to mitigate potential flooding and damage during natural or man-made disasters; this capital program ensures the department's state of readiness following severe weather events; the capital program is funded with Fire Rescue Taxing District funds ($632,000), a Resilient Florida Grant ($393,000), and a FEMA Hazard Mitigation Grant ($717,000) (total program cost $1.742 million; capital program #2000002476)
Fiscal Responsibility and Efficiency
By the end of FY 2026-27, the Department will complete a review and update of the Fire District Impact Fee Ordinance using an outside consultant, as required by Florida Statute 163.31801; the update may increase impact fee revenues generated by new development to support new service throughout the district; the total cost is $300,000, funded by the Fire District Funds and reimbursed through Regulatory and Economic Resources (RER) administrative fees
Homeless Trust
Healthy and Safe Communities
By September 30, 2027, the Homeless Trust will implement measures to minimize impacts on homeless and formerly homeless households as federal homelessness and housing policies shift, evolving the Continuum of Care to prevent returns to homelessness; the successful implementation of these measures is supported by the more than $63 million in federal funding currently received from U.S. HUD
By end of FY 2026-27, the Homeless Trust will scale up short- to medium term housing interventions with services to reduce unsheltered homelessness and avoid criminalization of homelessness; this effort is supported by the more than $45 million of Food and Beverage Tax funding which is invested in emergency housing, permanent housing, and supportive services
By end of FY 2026-27, in an effort to reduce unsheltered homelessness, the Homeless Trust will add no fewer than 1,000 units of housing to the development pipeline dedicated to persons experiencing homelessness; this effort is supported by approximately $17.192 million currently invested in capital projects with additional resources leveraged from entitlement jurisdictions, public housing agencies and affordable housing developers
Fiscal Responsibility and Efficiency
By September 30, 2027, the Homeless Trust will review and incorporate new strategies into Miami-Dade's Community Plan to End Homelessness: Priority Home, using community input to enhance system performance aimed at preventing and ending homelessness; the implementation of these updated strategies will strengthen the overall effectiveness of the Continuum of Care, and this effort is supported by the Homeless Trust's administrative overhead which represents 6% of its total budget

Return to Table of Contents

APPENDIX X: Priority Initiatives and Capital Highlights

This table aligns selected departmental initiatives from the FY 2026-27 Budget to one of the Strategic Priorities.

FY 2026-27 Budget Priority Initiatives and Capital Highlights

Housing and Community Development

An Economy that Works for All

By the end of FY 2026-27, the Office of the Director will develop and execute a public awareness and engagement strategy, including department branding, online and offline marketing materials, website enhancements, and partnerships with media and community organizations to strengthen outreach; the strategy is expected to increase community awareness of HCD programs, boost participation, enhance transparency, and strengthen public trust and will be completed using existing resources with no additional budgetary impact

By the end of FY 2026-27, the Department will ensure the timely recruitment and placement of employees for critical positions to strengthen operational capacity, optimize staff workloads, improve service delivery, and support the effective implementation of HCD programs and priorities; no additional budgetary impact is anticipated, as HCD will use existing resources to complete this initiative

By the end of FY 2026-27, the Department will develop standard operating procedures to improve consistency, efficiency, and compliance while reducing errors, training time, and reliance on institutional knowledge; no additional budgetary impact is anticipated as HCD will use existing resources to fund this initiative

By the end of FY 2026-27, the Development Division will work to preserve and increase the County's affordable housing stock, expanding access to safe and stable housing, reducing cost burdens, supporting workforce stability, and strengthening community resilience; HCD will invest the 2026 annual funding estimate of $40 million from Surtax and SHIP to support this effort

By the end of FY 2026-27, the Housing Programs Division will strengthen and expand collaborations with legal services, community advocates, and key stakeholders to enhance eviction diversion efforts, provide rental assistance, and connect residents to essential resources; these strengthened partnerships will improve housing stability, reduce evictions, increase access to critical supports, and bolster community assistance for vulnerable residents, and will be completed using existing resources with no additional budgetary impact

By the start of FY 2026-27, the Office of Strategic Initiatives and Planning will have gone live with Neighborly Software to modernize OSIP processes by improving grant management, data accuracy, transparency, and overall service delivery through faster processing and enhanced compliance; HCD has entered into a contract with Neighborly to provide a digital platform for RFA applications, with an estimated budgetary impact of $100,000 per year

Fiscal Responsibility and Efficiency

By the end of FY 2026-27, the Finance, Budget and Lending Division will deploy an automated invoice workflow application to streamline and modernize the accounts payable process, enhancing efficiency, accuracy, processing speed, and overall operational capacity; the estimated cost for deployment is $30,000 per year

By the start of FY 2026-27, the Finance, Budget and Lending Division will have designed and developed a loan management portal to enhance efficiency across the full loan lifecycle, from initiation through servicing; completing the portal will streamline loan management, improve data accuracy, enhance reporting capabilities, and increase operational efficiency across all housing programs, with estimated deployment costs of approximately $20,000 annually

By the end of FY 2026-27, the Program Excellence Division will design and implement a comprehensive compliance monitoring plan to ensure affordable housing projects meet regulatory requirements, maintain quality standards, and achieve long term sustainability; implementing this plan will strengthen regulatory adherence, mitigate risk, and promote sustained project performance, and will be completed using existing resources with no additional budgetary impact

By the start of FY 2026-27, the Office of Strategic Initiatives and Planning will have reorganized existing CDD staff to enhance capacity, improve efficiency, reduce redundancies, ensure consistent operations, and strengthen institutional knowledge through standardized processes; no additional budgetary impact is anticipated as HCD will use existing resources to fund this initiative

Return to Table of Contents

APPENDIX X: Priority Initiatives and Capital Highlights

This table aligns selected departmental initiatives from the FY 2026-27 Budget to one of the Strategic Priorities.

FY 2026-27 Budget Priority Initiatives and Capital Highlights

Internal Compliance

Investment in Infrastructure

In FY 2026-27, the Department will initiate the multi-year project to replace the legacy mainframe SEFA/code enforcement system with a modern, web-based application developed in coordination with CITD and partner agencies; this initiative will improve reporting, enhance data accuracy, increase system supportability and customization, expand access to Code Enforcement applicable departments, and reduce risks associated with obsolete technology and limited support; that this initiative will be funded through a self-funded model and/or the Code Enforcement Technology Trust Fund without impacting other County resources

Fiscal Responsibility and Efficiency

By the first quarter of FY 2026-27, the Department will modernize P-Card compliance by reducing overdue reconciliations to ensure timely general ledger posting, deploying artificial intelligence enabled alerts for aging transactions, and expanding training and onboarding for liaisons and cardholders; this initiative will support timely general ledger posting and accurate financial reporting, reduce aged transactions, mitigate misuse and fraud risk, strengthen audit readiness, and decrease errors through improved training; this initiative will be implemented using existing resources without additional financial impact

By the second quarter of FY 2026-27, the Department will explore and pilot an artificial intelligence (AI) driven collection tool to enhance account prioritization, workflow efficiency, and constituent engagement; this initiative will improve service response times, increase the number of accounts worked per collector, and enable staff to focus on more complex cases while minimizing budget growth; this initiative will be supported through a self-funded model and low-cost pilot efforts leveraging existing technologies with high returns through productivity gains

By the second quarter of FY 2027-28, the Department will complete the modernization of INFORMS by upgrading Oracle PeopleSoft Update Manager (PUM) and Oracle PeopleTools; this upgrade will enhance user experience, strengthen analytics and system management capabilities, and provide a more secure, efficient, and personalized PeopleSoft 9.2 environment, this initiative will require capital funds

By the first quarter of FY 2026-27, the Department will collaborate with CITD, County departments and central business owners to add additional dashboards to the INFORMS Analytics Hub supporting Human Capital Management (HCM), and Financials and Supply Chain Management (FSCM) operations, compliance monitoring, service performance, and KPI reporting; this initiative will improve transparency and accelerate issue detection, enable data-driven governance and planning, strengthen compliance reporting and decision-making, and centralize analytics; this initiative will require capital funds

The FY 2026-27 Proposed Budget and Multi-Year Capital Plan includes INFORMS updates to support the optimization of human resources and payroll, strategic sourcing for procurement, and other critical functions to ensure continuity of County operations; the capital program also incorporates funding to integrate WASD's and Aviation's financials into INFORMS, along with other optimizations; the capital program will be funded with Future Financing ($49.853 million), Capital Asset bond proceeds ($31.366 million), Aviation revenues ($2.150 million), and WASD revenues ($2.150 million) (total program cost $76.78 million; $20.301 million in FY 2026-27; capital program #2000003595)

Library

Healthy and Safe Communities

In FY 2026-27, the Library will provide outstanding customer service and convenience ensuring a high level of responsiveness and engagement with residents and patrons; this initiative will prioritize access to libraries and services through convenient in-person service hours at its locations and access to online services, programs, and classes; this initiative is ongoing and will be completed using existing resources

In FY 2026-27, the Library will procure library content and improve its collection of physical and digital materials such as e-books, e-audiobooks, and videos; this initiative will ensure the libraries are providing timely and convenient access to information and a robust collection of physical and digital materials to residents of all ages; this initiative is ongoing throughout the fiscal year; the proposed budget includes $8.3 million for library materials from existing Library Taxing District funds

APPENDIX X: Priority Initiatives and Capital Highlights

This table aligns selected departmental initiatives from the FY 2026-27 Budget to one of the Strategic Priorities.

FY 2026-27 Budget Priority Initiatives and Capital Highlights
In FY 2026-27, the Library will provide residents with updated technology including high-speed internet and Wi-Fi access, public computers, Chromebooks and Wi-Fi hotspots for public use; this effort will expand residents' access to the internet, technology and devices both within and outside the libraries; this initiative is ongoing throughout fiscal year; the FY 2026-27 Proposed Budget includes $1.7 million for technology services from existing grant funding and Library Taxing District funds
In FY 2026-27, the Library will collaborate with departments and provide services to residents through the Social Worker Program; through this effort, the Department will assist residents to more effectively obtain the services they need, including affordable housing assistance, counseling and mental health services, and homeless shelter access; this initiative is ongoing throughout fiscal year; the Proposed Budget includes funding for the Social Workers Program from existing Library Taxing District funds
Management and Budget
Healthy and Safe Communities
By August 2026 the Department will deploy a new competitive solicitation process, using ZoomGrants software, to identify qualified subrecipients to deliver Ryan White Program and Ending the HIV Epidemic services; this initiative ensures continuity of HIV care for people with HIV in Miami-Dade County; this initiative is funded through Ryan White Program budget and under Grants Coordination's ZoomGrants contract
Risk Reduction and Resilience
By November 2026, the Department will participate in the Florida Recovery Obligation Calculation (FROC) initiative, complete the annual Disaster Readiness Assessment, address abatement items, and implement recommendations; the County will be able to quickly access the obligated FEMA Public Assistance funding in the same percentage as the F-ROC Disaster Readiness Assessment score achieved for each hurricane season; this initiative will be completed using existing resources
Fiscal Responsibility and Efficiency
In FY 2025-26, the Department completed the procurement of a new Lean Six Sigma Green and Black Belt training partner and plans to conduct Green Belt training for County employees; this effort will ensure high quality training services remain available to County employees and enhance performance improvement skills in the workforce; training services will be funded by the respective employees' departments
In FY 2026-27, the Department will develop structured partnerships with County departments and/or constitutional offices and expand the Lean Six Sigma coaching program; this initiative will help customer organizations achieve meaningful process and performance improvements and to promote a culture of continuous improvement; this initiative will be completed using existing resources
The Department will implement strategies to maintain and strengthen County credit ratings and achieve savings via prudent debt management, economic monitoring, proactive disclosure, compliance, and long-term planning; maintaining high credit ratings lowers borrowing costs, improves capital access, signals fiscal stability, supports long-term planning, and enhances public confidence in the County's governance; this initiative will be completed using existing resources
In FY 2026-27, the Department will renegotiate all UMSA CRA interlocal agreements to identify operational tasks between the CRAs and the County and require a reimbursement back to the County; this effort will reduce the County's liability by defining processes between the CRAs and County staff while reimbursing the County's General Fund and helping fund projects within the CRA areas; this initiative will be completed using existing resources and could reduce liability and costs to the County while resulting in a funding source for projects within the CRA areas
In FY 2025-26 the Department will renegotiate the Miami Gardens CRA interlocal agreement to reduce the County's TIF contribution to the Agency and potentially sunset the Agency early; this will reduce the County's TIF payment to the CRA; this initiative will be completed with existing resources; potentially, between $3 to $9 million net will be returned to the County within the next five years
In FY 2025-26, the Department will develop and deliver a structured curriculum of grant management, reporting, compliance, and financial training tailored to CBOs, including onboarding for new providers; this effort strengthens CBO capacity, reduces compliance findings, and improves service delivery across funded programs; this initiative will be completed using existing CBO Program staff resources

APPENDIX X: Priority Initiatives and Capital Highlights

This table aligns selected departmental initiatives from the FY 2026-27 Budget to one of the Strategic Priorities.

FY 2026-27 Budget Priority Initiatives and Capital Highlights

In FY 2025-26, the Department will launch an Internal SharePoint to house grant resources and new professional training series for County departments; this initiative expands departments' capacity to seek, apply for, and manage grants to address unfunded programmatic and capital needs; this initiative will be completed using existing resources

In FY 2026-27, the Department will implement enhanced reporting functionalities using current FEMA equipment rates, FRS retirement rates, and geocoded locations; the improvements will validate staff reported emergency work within INFORMS/EMASS; this initiative will ensure accurate cost claims that meet FEMA requirements and capture labor costs of responding employees, targeting those from the 14 departments providing the bulk of the County's response; this initiative will be completed using existing resources

In FY 2025-26, the Department will establish a structured communication framework between the County and constitutional offices, including regular coordination meetings and standardized protocols; this initiative will improve coordination, clarity, and consistency in decision-making, reducing operational risk and strengthening collaboration across entities; this initiative will be completed using existing resources

In FY 2025-26, the Department will launch a countywide transformation framework to identify cost savings and improve employee experience and service delivery through data-driven, cross-department initiatives; this initiative will improve resident services and fiscal accountability, generate sustainable cost savings, and improve employees' capacity to focus on mission-critical work; this initiative will be managed with existing staff and potentially supplemented with external vendor support; it is expected to generate verified net cost savings over time

Medical Examiner

Healthy and Safe Communities

The Department is seeking College of American Pathologists (CAP) accreditation for the histology laboratory to prepare for the quadrennial National Association of Medical Examiners (NAME) accreditation inspection in 2027; CAP accreditation will also yield compliance with ACGME accreditation requirements enabling the Department to perform revenue generating histology services for other ME districts; this cost is funded through operating funds

Implement staggered operational shifts within the Investigations Bureau from 7:00 a.m. to 4:00 p.m. and 4:00 p.m. to 1:00 a.m. to enhance response times, improve workflow coordination and communication, support timely scene evaluations, and strengthen investigative coverage and operational efficiency; this initiative will be absorbed within the operating funds

Continue advancing accreditation readiness initiatives through operational assessments, process improvement efforts, and coordination of existing departmental resources to support future accreditation objectives, enhance compliance, and strengthen quality assurance practices; this initiative will be absorbed within budgeted funding

In FY 2026-27, the Medical Examiner's Toxicology Bureau includes funding to finalize the replacement of its aging Liquid Chromatograph (LC) and Liquid Chromatograph Mass Spectrometer (LCMS) systems, which are over 10 years old and no longer fully supported by the manufacturer; the replacement will enhance the laboratory's ability to accurately identify and confirm drug substances, including emerging and novel designer drugs, while supporting routine death investigations and complex toxicological analyses; additionally, the upgraded equipment will improve case processing times through the development of alternative testing approaches; the capital program is funded with General Government Improvement Funds (GGIF) and is expected to have an annual operational impact of $10,000 beginning in FY 2026-27 (total program cost $400,000; $5,000 in FY 2026-27; capital program #2000004995)

Miami-Dade Economic Advocacy Trust

An Economy that Works for All

By September 2027, the Department will implement a Business Growth, Scaling & Operational Readiness Accelerator to prepare firms for larger contracts; this initiative will strengthen business operations through targeted consulting, training, and peer mentoring to drive sustainable growth, create jobs, and build a supplier pipeline; it is anticipated that this initiative will cost approximately $10,000 and will be funded through the General Fund

By September 2027, the Department will launch an Online Grant Application & Data Management Modernization effort to deploy a centralized grant and data platform; this initiative will improve data accuracy, access, outcome tracking, and operational efficiency to support data-driven decision-making and stronger accountability; it is anticipated that this initiative will cost approximately $20,000 and will be funded through the General Fund

APPENDIX X: Priority Initiatives and Capital Highlights

This table aligns selected departmental initiatives from the FY 2026-27 Budget to one of the Strategic Priorities.

FY 2026-27 Budget Priority Initiatives and Capital Highlights
By September 2027, the Department will expand comprehensive marketing and visibility support for grantees through strategy sessions, digital training, and media exposure; this initiative will strengthen branding, increase revenue, and expand community impact for grantees; it is anticipated that this initiative will cost approximately $10,000 and will be funded through the General Fund
By September 2027, the Department will implement the annual MDEAT Activist Awards to recognize nonprofit leadership, advocacy, and impact; this initiative will use a community-driven selection process to highlight grassroots engagement and celebrate organizations advancing social change; it is anticipated that this initiative will cost approximately $50,000 annually and will be funded through the General Fund
By September 2027, the Department will stabilize HAP and RAP capitalization and pacing by collaborating with County departments to secure additional funding; this initiative will prevent HAP suspensions, reduce the RAP backlog, and ensure steady monthly disbursements; it is anticipated that this initiative will require approximately $8 million ($3 million for HAP and $5 million for RAP) and will be funded through Surtax Revenue
By September 2027, the Department will implement a wrap-around mentorship initiative to support youth development; this initiative will strengthen educational and career pathways through structured mentorship, leadership development, and scholarship opportunities; it is anticipated that this initiative will cost approximately $10,000 and will be funded through the Teen Court Moving Violations Fund
By September 2030, the Department will establish a dedicated research and policy capacity initiative to secure recurring funding; this initiative will enhance research support, strengthen policy development, and improve data-driven decision-making through increased university collaboration, improved initiative monitoring, greater transparency, stronger community trust, and enhanced legislative responsiveness; it is anticipated that this initiative will cost approximately $60,000 and will be funded through the General Fund
Healthy and Safe Communities
By September 2027, the Department will implement a youth mental health and emotional regulation campaign to support teen well-being; this initiative will empower justice-involved and non-justice-involved youth to navigate healthy relationships, strengthen emotional regulation, and reduce impulsive decision-making; it is anticipated that this initiative will cost approximately $5,000 and will be funded through the Teen Court Moving Violations Fund
By September 2027, the Department will expand the mock trial competition to strengthen youth civic engagement; this initiative will enhance critical thinking and public speaking skills through law-based experiential learning; it is anticipated that this initiative will cost approximately $10,000 and will be funded through the Teen Court Moving Violations Fund
By September 2027, the Department will host the Annual Humanity in Healthcare Conference to promote community-based wellness and career exposure; this initiative will bridge healthcare, counseling, and mental wellness advocacy while creating post-secondary and career pathways; it is anticipated that this initiative will cost approximately $10,000 and will be funded through the Teen Court Moving Violations Fund
Fiscal Responsibility and Efficiency
By September 2050, the Department will implement system enhancements and digitalization through Caseworthy (program management software), The Mortgage Office (loan management software), Optical Character Recognition (OCR) software, and AI to modernize servicing operations; this initiative will streamline workflows, improve loan servicing, enhance reporting capabilities, and ensure accurate and transparent loan and program data; it is anticipated that this initiative will require an estimated $120,000 annual lifetime service fee and will be funded through Surtax Revenue
Parks, Recreation and Open Spaces
An Economy that Works for All
In FY 2025-26, the Department will have installed 32 Wi-Fi hotspots at six park facilities, including Country Club of Miami, Chuck Pezoldt Community Center and Library, Southridge Aquatics Center, Virginia Key Complex, Larry & Penny Thompson Park, and Fruit & Spice Park. In FY 2026-27, the Department will continue to address the technology infrastructure needs of various parks by upgrading network connectivity to current technology standards and expanding Wi-Fi hotspot installations at additional facilities

Return to Table of Contents

APPENDIX X: Priority Initiatives and Capital Highlights

This table aligns selected departmental initiatives from the FY 2026-27 Budget to one of the Strategic Priorities.

FY 2026-27 Budget Priority Initiatives and Capital Highlights

Healthy and Safe Communities

In FY 2026-27, the Department will standardize and implement stay and exit interviews to gather employee feedback and develop action plans that address workforce challenges; this will convert employee sentiment into actionable retention data and supports long-term workforce stabilization; this department-wide initiative will reduce onboarding, recruitment and training costs and will be completed by September 2027; the initiative is expected to result in annual savings of $235,000, based on the goal of 50 fewer recruitments at the national average cost of $4,700 to recruit and train a new employee; additional savings include reduced overtime to cover for staff vacancies in critical safety, security, and revenue generation positions

In FY 2024-25, the Department initiated the Community Base Organizations (CBO) solicitation process for 2 out of 54 youth sports programs. In FY 2026–27, the Department will continue the competitive solicitation process for all remaining 52 youth sports programming, aiming to have all agreements targeted for solicitation by the end of FY2026–27. The Department intends to utilize a competitive Request for Proposals (RFP) solicitation model for Community Based Organization/Programming Partnership opportunities to maximize competition, transparency, outreach, innovation, and operational flexibility

Risk Reduction and Resilience

In FY 2026-27, the Department will maintain eight Parks preserves and 12 Special Taxing District preserves to remove invasive species and enhance native species to improve South Florida's natural areas throughout the fiscal year; these efforts will help achieve the target of maintaining 35 percent of park preserves in maintenance condition; the Department will also partner with TERRA Environmental Research Institute and BioTECH @ Richmond Heights Senior High School to host quarterly volunteer events to help maintain the natural areas at Kendall Indian Hammocks Park and Zoo Miami; during the second quarter of FY 2026-27, the Department will conduct restoration work at Kendall Indian Hammocks Park using approximately $100,000 in external funding provided by the Florida Fish and Wildlife Conservation Commission

Fiscal Responsibility and Efficiency

In FY 2026-27, the Department will analyze and prioritize projects based on available funding and conduct annual facility condition assessments to address aging infrastructure; this will strengthen strategic stewardship by reducing reactive crisis management, supporting fiscal responsibility and operational continuity; this department-wide initiative will be in coordination with CITD, and PROS will reprioritize its existing resources to implement program and have completed assessment of 20% of department assets by the fall of 2027

The Department will evaluate and update outdated systems, including digital technology for Park Ranger processes, to address inadequate technology; this will improve operational efficiency and shift spending from manual processes to technology driven management; this department-wide initiative includes a no cost pilot with fees incurred upon implementation; the project is tar eted for completion in December of

People and Internal Operations

Investment in Infrastructure

In FY 2026-27, the Department will begin an infrastructure improvement and facility recertification program of fleet facilities and targeted fuel sites; priorities include replacement of underground tanks and updating fuel dispensing systems; this initiative will ensure regulatory and environmental compliance required to maintain active operations, reduce risk of service disruption, extend facility lifecycle, and enhance safety and operational reliability; the cost of this initiative is $2 million for facility recertifications and $1.8 million for fuel-station redevelopment and upgrades over the next two fiscal years, for a total estimated impact of $3.8 million (total program cost $3.8 million; $1.615 million in FY 2026-27; capital program #2000006115)

Risk Reduction and Resilience

The FY 2026-27 Proposed Budget and Multi-Year Capital Plan includes the continued construction and renovations of the new Integrated Command and Communications Center (IC3) to include but not limited to infrastructure improvements to the existing facility as well as the construction of a nine story parking garage with two additional floors of office space that will house various county departments, elected officials and various constitutional offices, federal agencies, municipalities as well critical infrastructure organizations and mobile assets; the capital program is funded with Countywide Infrastructure Investment Program funds ($41.692 million), Capital Asset Acquisition Series 2022A bond proceeds ($2.172 million), a Resilient Florida Grant ($6 million), and Future Financing bond proceeds ($332.690 million) (total program cost $382.554 million; $128.408 million in FY 2026-27; capital program #2000001658)

Return to Table of Contents

APPENDIX X: Priority Initiatives and Capital Highlights

This table aligns selected departmental initiatives from the FY 2026-27 Budget to one of the Strategic Priorities.

FY 2026-27 Budget Priority Initiatives and Capital Highlights
Fiscal Responsibility and Efficiency
By the first quarter of FY 2026-27, the Department will purchase critical print services equipment to include a proof plotter printer and jet press; the equipment will provide enhanced proofing accuracy, color consistency, print quality, production capacity and precision cutting; the total cost of the equipment upgrade is $46,000 of which $38,000 is for the jet press and $8,000 for the proof plotter printer; this initiative will be funded with the operational funds
By the first quarter of FY 2026-27, the Department will development targeted, department-specific initiatives to reduce the length of time to recruit and the first year of service turnover rate countywide; anticipated benefits include improved hiring efficiency, reduced vacancies, stronger candidate matches, and decreased first-year turnover; this initiative is budget neutral, utilizing existing departmental HR staff and resources to provide consultative recruitment support and process improvements
By the fourth quarter of FY 2026-27, the Department will achieve countywide strategic alignment with Miami-Dade County goals through standardization and consolidation of HR functions to increase consistency and efficiency across the organization; expected results include performance management practices linked to strategic objectives; HR support from highly qualified professionals; streamlined hiring; and excellent benefits practices including conducting regular market surveys; repurposing vacant HR positions Countywide to consolidate and streamline HR functions may result in future savings being realized
By the first quarter of FY 2026-27, the Department will collaborate with the Internal Compliance and Communications and Information Technology departments to streamline parallel payroll operations, modernize operations, and reduce manual workarounds; this initiative will reduce compliance and operational risk while improving data visibility and efficiency; this initiative will be accomplished utilizing existing resources in the three departments
In FY 2025-26, the Department will implement the Savills and Project Management Office target operating model; this includes finalization of the organizational structure, SOP's, and a phased hiring/reclassification process; this initiative is intended to improve productivity and accountability, reduce duplicative efforts, and strengthen controls; this effort uses adopted positions and planned reclassifications and reduces reliance on ad hoc contracting as well as avoiding delay-driven cost impacts
In FY 2025-26, the Department will embed lifecycle and operations and maintenance impact analysis into capital planning and project updates for major projects, requiring sign-off at key milestones; this initiative will improve the long-term affordability of County facilities by avoiding unfunded operations and maintenance and reducing deferred maintenance growth
In FY 2025-26, the Department will initiate a comprehensive support system to proactively identify constitutional offices' needs, allowing teams to adequately forecast needs, address issues as they arise, and ensure customer satisfaction; this is anticipated to improve coordination and reduce delays, improving customer satisfaction; additionally, by planning ahead and aligning resources early, the Department can control costs more effectively; this initiative will be accomplished utilizing existing resources
By the first quarter of FY 2026-27, the Department will collaborate with Strategic Procurement to evaluate and revise processes, ensuring alignment with critical departmental procurement needs; this will result in improved processes and a more seamless procurement experience that is responsive to departmental needs, while maintaining strong governance and cost controls; this initiative will be accomplished utilizing existing resources
The Department's FY 2026-27 Proposed Budget and Multi-Year Capital Plan includes funding for renovation and relocation to the West Dade Government Center; approximately 625,000± sq. ft. of office property and surface parking lots on 26± acres of land; in FY 2023-24, the county purchased the property which will allow the County to consolidate multiple departments into a West Dade Government Center to include People and Internal Operations, Regulatory and Economic Resources, Environmental Resources Management, Parks, Recreation, & Open Spaces, Department of Transportation and Public Works, Water and Sewer, Solid Waste Management, and the Communications, Information and Technology departments; this facility will be a one-stop-shop for internal and customer-facing permitting and land development; the move will enhance the citizen's accessibility to government services, reduce the need for leased space, and improve governmental operations; in addition, the acquisition allows for future growth opportunities, including mixed-use development and new government services; the capital program is funded with Future Financing bond proceeds ($54.335 million), Capital Asset Acquisition Bond proceeds ($195.540 million) and the FUMD Work Order Fund ($6.250 million); the capital program will be managed by the Department (total program cost $256.125 million; $36.842 million in FY 2026-27; capital program #2000002875)

APPENDIX X: Priority Initiatives and Capital Highlights

This table aligns selected departmental initiatives from the FY 2026-27 Budget to one of the Strategic Priorities.

FY 2026-27 Budget Priority Initiatives and Capital Highlights

Regulatory and Economic Resources

An Economy that Works for All

In FY 2026-27, the Department will provide enhanced planning services countywide with a focus on neighborhood planning, transportation, housing, infrastructure, technology, development and redevelopment, and the environment; this initiative will increase planning capacity throughout the County through the provision of enhanced planning services to County departments, elected officials, municipal partners, and the public; it is anticipated that this initiative will cost approximately $1,483,000 and that this initiative will be funded through an annual charge to stakeholder departments

In FY 2026-27, the Department will complete a study to provide recommendations for the establishment of a Missing Middle Housing Program intended to help address the County's housing shortage, including affordable and workforce housing; this initiative will expand affordable housing options beyond single-family homes and strengthen the diversity of the County's housing supply through changes to land use policies, regulations, and processes; it is anticipated that this effort will be completed with existing Planning and Economy Division staff

By the end of FY 2025-26, the Department will continue migrating class II, III, V, and VI permits, sewer extensions, CUs, inspections, and cut and fill permits into GoldKey to enable fully online applications, tracking, rework, and payments; this initiative, funded through proprietary environmental and class permits, will expand self-service, speed approvals, improve data accuracy, and reduce manual work

Investment in Infrastructure

The Department continues to modernize elevator test scheduling and increase the Office of Elevator Safety Quality Assurance capacity, among other actions; this initiative will strengthen regulatory oversight, increase inspector availability, improve compliance, and advance corrective actions for expired certificates

In FY2026-27, the Department will work to develop an e-application and contractor licensing web portal to modernize the submission and tracking process; this initiative modernizes the submittal process, improves processing and enhances customer service by automating reviews and approval

In FY2026-27, the Department will work to automate construction product control applications to streamline approvals and reduce processing times; this initiative will modernize the submittal process to digital and enhances customer service by automating reviews and approvals for construction products

Risk Reduction and Resilience

The Department will complete the Migrant Farmworker Historic Context Study to support nomination of a site significant to Miami-Dade's migrant farmworker history to the National Register of Historic Places; this initiative will help achieve long-term divisional goals by aligning preservation efforts to reflect the diversity of County communities; it is anticipated that this initiative will cost approximately $75,000 funded by the National Park Service Underrepresented Communities Grant program

In FY 2026-27, the Department will enhance the County's historic and archaeological preservation efforts by providing the public and development community with increased access to information about designated or eligible resources; this initiative will expand public access to key property information while improving internal coordination and streamlining interactions with the public and planning and land development applicants; it is anticipated that RER will work with the Communications and Information Technology Department (CITD) on build out and implementation and the budgetary impact will be minimal

Fiscal Responsibility and Efficiency

In FY2026-27, the Department will work to modernize the board agenda process and case files for public access, improve transparency and document navigation; this initiative expands public access and supports decision-making by providing streamlined digital board agendas and case files

In FY 2026-27, the Department will implement a division-wide Restaurant County Tax Compliance Program to strengthen accuracy in reporting increase compliance, and strengthen service to businesses through direct support and clearer corrective steps; it is anticipated that this will require continued staffing support from existing resources to manage reviews, verify filings, and provide case resolution assistance

APPENDIX X: Priority Initiatives and Capital Highlights

This table aligns selected departmental initiatives from the FY 2026-27 Budget to one of the Strategic Priorities.

FY 2026-27 Budget Priority Initiatives and Capital Highlights
In FY 2026-27, the Department will consolidate Building and Neighborhood / Zoning Enforcement into one unit to improve operational efficiency and stabilize service delivery; this initiative will reduce duplication, improve deployment flexibility, strengthen consistency, and create a more resilient model during vacancy cycles; it is anticipated that this initiative will produce structural savings through shared supervision and streamlined field resources
In FY 2026-27, the Department will prepare the State of Florida required seven-year Evaluation and Appraisal Report (EAR) to update the CDMP that will require in the following year and the adoption of amendments to the CDMP to implement EAR recommendations that reflect the community's vision; this initiative will ensure the CDMP is supported by updated data and analysis and reflects the County's vision for current and future development; it is anticipated that this initiative will cost approximately $578,000 and that the EAR will be prepared with existing Planning and Economy Division staff and funded through an annual charge to stakeholder departments
In FY 2026-27, the Department will automate county and state platting reviews and CDMP municipal amendments to track progress, including an online submission portal, data georeferencing, and integrated invoicing and payment; this initiative will eliminate manual coordination, ensure consistent routing, standardize data collection, track review details, and improve invoicing and payment; it is anticipated that this initiative will be completed using existing budgeted funds and resources needed to address IT programming requirements
Seaport
An Economy that Works for All
From FY 2025–26 through 2026–27, the Seaport will implement a cargo incentive program designed to drive cargo growth; this initiative will increase cargo volumes and generate economic benefits while maintaining competitive positioning with other ports; it is anticipated that this initiative will cost up to $15 million and will be funded through Seaport proprietary revenues with an expected net neutral or positive financial impact
Seaport's FY 2026-27 Proposed Budget and Multi-Year Capital Plan includes constructing additional rail capacity and increasing cargo gate optimization at the Port; the project will reduce traffic congestion, increase cargo throughput, improve operational flow, expand storage capacity, and enhance overall efficiency; the capital project which is projected to be completed in FY 2030-31 is funded with a U.S. Department of Transportation grant ($16 million), Future Financing bond proceeds ($14.169 million), and Seaport bonds/loans ($526,000) (total program cost $30.695 million; $1.734 million in FY 2026-27; capital program #2000002955)
Seaport’s capital improvement plan also includes the construction of Berth 10, which will be completed by FY 2028-29, to facilitate additional cruise ships served by Cruise Terminal AA; the project will be LEED Silver certified and increase annual cruise passenger capacity by more than 750,000 passengers and support long-term contractual agreements; the capital program is funded with a state grant from the Department of Environmental Protection ($19.547 million), Seaport bonds and loans ($20.155 million) and $145.298 million from Future Financing proceeds (total program cost $185 million; $31.627 million in FY 2026-27; capital program #2000001343)
Seaport's FY 2026-27 Proposed Budget and Multi-Year Capital Plan includes the acquisition of a marine fuel terminal for a public purpose as authorized by the Miami-Dade Board of County Commissioners through Resolution R-533-26 on June 16, 2026; the acquisition will ensure the Port’s cruise and cargo partners have uninterrupted access to the marine fuel that is critically needed for continued operations and contract obligations; the capital program is funded with Future Financing bond proceeds ($64 million) and Seaport Revenues ($150 million) (total program cost $214 million; $214 million in FY 2026-27; capital program #2000005455)
By 2030, Seaport will acquire four to eight super post-Panamax gantry cranes; the additional cranes will allow the Port to expand their cargo-handling capacity, improve efficiency, and enable servicing of larger vessels and allowing the Port to handle more than 1.5 million TEUs annually; the capital program is funded with Future Financing bond proceeds ($118.334 million) and Seaport bonds/loans ($666,000) (total program cost $119 million; $1.12 million in FY 2026-27; capital program #2000000131)

Return to Table of Contents

APPENDIX X: Priority Initiatives and Capital Highlights

This table aligns selected departmental initiatives from the FY 2026-27 Budget to one of the Strategic Priorities.

FY 2026-27 Budget Priority Initiatives and Capital Highlights

Investment in Infrastructure

In FY 2026-27, Seaport will continue to repair and upgrade the North Bulkhead which is part of the North Bulkhead Berths 1-6 Realignment and Wharf Resiliency Program; the capital program will replace aging cruise berths nearing their end of lifecycle and preserve approximately 50 percent of total cruise berth capacity while maintaining associated economic benefits; estimated completion FY 2032-33; the capital program is expected to add at least 75 years of life to the Port's cruise business; included in the North Bulkhead rehabilitation project are Cruise Terminals B, C, D, E, F and G; the capital program is funded with a state grant from the Florida Department of Environmental Protection ($800,000), state funding from the Florida Department of Transportation ($2.14 million), U.S. Army Corps of Engineers ($66.944 million), Future Financing bond proceeds ($689.959. million), and Seaport bonds and loans ($27.441 million) (total program cost $787.284 million; $125.76 million in FY 2026-27; capital program #644300)

Seaport's FY 2026-27 Proposed Budget and Multi-Year Capital Plan includes the construction of a new Port Administration Building since the former administration building complex was demolished for the new Cruise Terminal G and parking garage project; the new building will be LEED Silver certified and provide a permanent and cost-effective workspace to support departmental operations; the capital program is funded with Future Financing bond proceeds ($127.182 million) (total program cost $127.182 million; $4.603 million in FY 2026-27; capital program #2000004017)

Seaport's FY 2026-27 Proposed Budget and Multi-Year Capital Plan includes roadway improvements associated with the Port's Transportation Master Plan; these improvements will minimize congestion and increase traffic capacity by expanding roadway lanes, improving wayfinding signage and circulation infrastructure, as well as evaluating off-port parking and staging solutions; this initiative will support increased cargo and cruise volumes while minimizing congestion and maintaining competitive operations; the capital program is funded with Future Financing bond proceeds ($102.831 million) (total program cost $102.831 million; $7.032 million in FY 2026-27; capital program #2000004237)

Risk Reduction and Resilience

Seaport's FY 2026-27 Proposed Budget and Multi-Year Capital Plan includes the modernization and replacement of passenger boarding bridges across the Berths 1-6 and Berth 10; the capital project which is expected to be completed by the close of FY 2026-27 will improve operational reliability, enhance passenger experience, and strengthen resilience of embarkation and debarkation operations; the capital program is funded with Future Financing bond proceeds ($23.296 million) and Seaport Bonds/Loan ($5.704 million) (total program cost $70.532 million; $8.681 million in FY 2026-27; capital program #2000001344)

Fiscal Responsibility and Efficiency

From 2026 through 2028, the Seaport will expand cruise market growth through development of new partnerships and negotiation of preferential berthing agreements; this initiative will increase revenue and strengthen the Port's competitive position; it is anticipated that this initiative will result in a positive fiscal impact through new and expanded agreements

Solid Waste Management

Healthy and Safe Communities

By August 2026, the Department will complete the expansion of used oil collection at the West Little River, West Perrine, and Eureka Drive Trash & Recycling Centers; this effort will reduce illegal dumping, prevent environmental contamination, and promote recycling of hazardous materials; the total cost of this initiative is $295,000 funded from DSWM fees

In FY 2026-27, the Department, as part of its on-going operational budget, will evaluate the efficacy of various commercially available larvicides and truck-mounted larviciding equipment; this strategy will minimize cost and increase effectiveness of area-wide mosquito control operations

Investment in Infrastructure

By December 2026, the Department will complete the South Dade Landfill Administration and Maintenance Buildings 50-Year Recertification; this initiative will prolong the life of the buildings by at least ten years, ensuring continued functionality and safety for staff and operations; the project involves completing structural repairs and obtaining the required certification; the total cost is $3,508,000 funded from DSWM fees

APPENDIX X: Priority Initiatives and Capital Highlights

This table aligns selected departmental initiatives from the FY 2026-27 Budget to one of the Strategic Priorities.

FY 2026-27 Budget Priority Initiatives and Capital Highlights

Risk Reduction and Resilience

By the first quarter of FY 2026-27, DSWM will prepare and submit two separate legislative proposals to the BCC for approval that would mandate battery recycling and standardized recycling practices throughout the county; the implementation of these ordinances will help the County achieve its overall waste diversion goals and increase the waste diversion rate; it is anticipated that future enforcement and administrative costs associated with this initiative will be absorbed within existing departmental resources

By the third quarter of FY 2026-27, the Department will partner with the Miami-Dade Innovation Authority (MDIA) and oversee pilot projects related to composting, biochar and recycling education; pilot projects will help determine how each waste diversion strategy can contribute to the County's waste diversion goals while also providing an added benefit to County residents; there is no cost to the Department as the pilot projects are funded by MDIA

In FY 2025-26, the Department plans to complete the Zero Waste Master Plan (ZWMP); the ZWMP will help transition Miami-Dade County into a zero-waste community, encompassing potential legislative policies, waste diversion technologies, and techniques; the cost to develop the ZWMP is $990,500 and is funded by operating revenues

The FY 2026-27 Proposed Budget and Multi-Year Capital Plan includes continued funding for the demolition of the Resources Recovery Facility located at 6990 NW 97 Ave, and subsequent ground restoration of the site which is no longer operational; the project is funded with Disposal Operating Maintenance funds (total program cost $18 million; $15 million in FY 2026-27; capital program #508640)

Fiscal Responsibility and Efficiency

In FY 2025-26, the Department will finalize automation of operations at the South Dade Home Chemical Collection Center; automation will enhance operational efficiency, reduce maintenance needs, and provide data to support current and future planning; the project will include an automated gate, security cameras, a state-of-the-art kiosk, two-way communication, automated messages, and other customer-friendly interfaces; the total cost of this initiative is $117,000 funded from DSWM fees

In FY 2026-27, the Department will identify funding gaps, research various funding sources, explore fee-generating activities, collect data, analyze options, and make funding recommendations; this effort is needed to keep pace with rising costs, sustain rates, maintain a stable reserve, improve the Department's credit rating, and support major capital initiatives; existing staff and resources will be applied towards funding this initiative

By March 2027, the Department, through its marketing budget, will facilitate the rollout of a "Scrapp" app through a targeted, bilingual public education strategy that will help residents learn how to sort their waste accurately; using this app will enhance recycling participation, lower contamination, and provide continuous recycling education; a decrease in the contamination rate will result in a lower processing rate and, in turn, reduce recycling costs

In FY 2026-27, DSWM will implement, through its operating funds, a routing solution that utilizes advanced telematics, GPS tracking, and AI-driven route optimization to enhance fleet performance and service efficiency; the use of this technology will optimize routes to minimize time, reduce operational costs, and lessen environmental impact; the initiative will require additional investment for system integration and implementation; however, the long-term financial impact is expected to be highly favorable as a result of savings from fuel and maintenance

Strategic Procurement

Healthy and Safe Communities

By the first quarter of FY 2026-27, the Department will procure design-build services to deliver a waste to energy and sustainable solid waste campus; this initiative will reduce landfill reliance, stabilize long term disposal costs, generate renewable energy, advance sustainability goals, and share lifecycle risk with private partners; no budgetary impact is anticipated

Fiscal Responsibility and Efficiency

By the first quarter of FY 2026-27, the Department will update the Equitable Distribution Program and Miscellaneous Construction Contracts Program to enhance compliance with legislation; this initiative will strengthen alignment with statutory requirements and improve program administration; no budgetary impact is anticipated

APPENDIX X: Priority Initiatives and Capital Highlights

This table aligns selected departmental initiatives from the FY 2026-27 Budget to one of the Strategic Priorities.

FY 2026-27 Budget Priority Initiatives and Capital Highlights

By the fourth quarter of FY 2025-26, the Department will streamline the Small Business Enterprise certification process to reduce certification time by more than 50 percent; this initiative will simplify the application and move toward a self-certification model, reducing the burden on vendors and County staff; the budgetary impact is minimal; any required procurement system updates will be funded within existing resources

By the fourth quarter of FY 2026-27, the Department will eliminate barriers that impact processing time for competitive awards; this initiative will ensure timely procurement of goods and services, support operational needs, and achieve departmental performance targets; no budgetary impact is anticipated

By the fourth quarter of FY 2026-27, the Department will publish the status of each procurement online; this initiative will provide a real-time dashboard displaying procurement phases as on-time, at-risk, or late from scope development through award; no budget impact is anticipated

The FY 2026-27 Proposed Budget and Multi-Year Capital Plan includes the implementation of a bidding and sourcing module within the e-Builder Capital Construction Management System to streamline sourcing activities and enhance efficiency throughout the capital project lifecycle; the deployment of this module will transform the County's construction procurement process by centralizing and standardizing sourcing within a single uniform electronic platform, reducing administrative burden, eliminating inconsistencies across departments and improving transparency and accessibility for vendors, which will accelerate bid turnaround times and ensure compliance with County standards; the capital program will be funded with Future Financing bond proceeds ($1.340 million) with an estimated operational impact of $14,000 beginning in FY 2028-29 (total program cost $1.34 million; $945,000 in FY 2026-27; capital program #2000005615)

Transportation and Public Works

An Economy that Works for All

Throughout FY 2026-27, the Project Delivery Division will continue to expand DTPW's Transit-Oriented Communities and Transit-Oriented Development program at Vizcaya Metrorail Station, Okeechobee Metrorail Station, Martin Luther King Metrorail Station, and Phil Smith (SW 296th Street); this program will advance transit oriented growth that supports a more connected, accessible, and economically vibrant Miami Dade County, with these initiatives expected to generate additional revenues for DTPW upon completion

Healthy and Safe Communities

By the second quarter of FY 2026-27, the Administrative Services Division will develop a workforce development program to modernize DTPW facilities, incorporating simulation based training and updated standardized training protocols for technical and operations staff; the program, supported by updated facilities, will improve safety, increase efficiency, enhance employee satisfaction, and reduce turnover and overtime associated with vacancies, which currently account for 60 percent of overtime, and will be completed using existing resources with no additional operational cost

By the second quarter of FY 2026-27, the External Affairs Division will enhance public engagement and outreach through the "Drive Less, Live More" campaign to attract choice riders and improve the overall customer experience; the campaign will increase public awareness of available transit services, keep patrons informed of upcoming initiatives, and gather feedback to support DTPW's decision making, with the goal of increasing farebox revenue by attracting and retaining new riders; this initiative will be completed through the reallocation of existing resources without additional operational cost

By the second quarter of FY 2026-27, the Safety and Security Division will acquire mobile closed circuit television (CCTV) surveillance towers to expand the Department's ability to rapidly deploy image monitoring capabilities at multiple critical locations; this project will enhance infrastructure protection, improve employee safety, and increase incident response efficiency, and will utilize available and dedicated federal funding at a total project cost of $335,000 with no impact on DTPW's operating budget

Risk Reduction and Resilience

By the third quarter of FY 2026-27, the Project Delivery Division will produce an updated Stormwater Master Plan and an associated list of project priorities; performance will be assessed using tools including a schedule performance index, a cost performance index, and pre and post project reports; the Stormwater Master Plan will support effective and efficient project management for capital initiatives associated with the stormwater utility and enable enhanced fiscal forecasting and strategic allocation of stormwater utility revenues, with a total project cost of $600,000 funded from Stormwater funds

Return to Table of Contents

APPENDIX X: Priority Initiatives and Capital Highlights

This table aligns selected departmental initiatives from the FY 2026-27 Budget to one of the Strategic Priorities.

FY 2026-27 Budget Priority Initiatives and Capital Highlights

Fiscal Responsibility and Efficiency

By the first quarter of FY 2026-27, the Administrative Services Division will implement the Overtime Reduction Plan by establishing an independent review committee to provide oversight, ensure accountability, and assess collective bargaining agreement provisions while prioritizing the avoidance of service reductions; the plan will ensure that non programmed overtime is minimized, justified, and appropriately utilized across all DTPW divisions, with the initiative expected to result in operational cost savings

By the first quarter of FY 2026-27, the Project Delivery Division will consolidate all procurement functions under a single area to streamline processes, enable cross training, and support the shared use of resources for more efficient completion of procurement activities; this restructure will improve timelines, strengthen internal controls, and minimize procurement risk while ensuring compliance and supporting timely project delivery at reduced costs, and will be completed using existing resources with no additional operational cost

By the second quarter of FY 2026-27, the Project Delivery Division will revise the Public Works Manual, the official guide and standards for construction within the public right of way, to ensure projects meet adequacy requirements and applicable engineering standards; the updated manual will provide clear and concise information to improve permit issuance times and enhance customer service; the initiative is intended to reduce project completion timelines through efficiencies and standardization; there is an associated cost of $150,000 for FY 2026-27 from the operating budget

Water and Sewer

Investment in Infrastructure

By the third quarter of Fiscal Year 2026-27, the Department will complete an ERP Upgrade and migration to Oracle Cloud Infrastructure (OCI) through a joint project with MDAD; this initiative will improve system performance, security, and scalability; reduce costs, ensure vendor support and compliance; and enable automation, analytics, and modern features through People Tools and PeopleSoft Update Manager (PUM) updates; the cost of this initiative is $800,000 and is included in the FY 2026-27 Proposed Budget

Risk Reduction and Resilience

In FY 2026-27, the Department will establish new contracts for biosolids hauling services beyond the current land application and complete a business case analysis for a long-term Class A/AA biosolids production solution; this initiative will ensure regulatory compliance, prevent solids backlog emergencies, support beneficial reuse through composting, and provide disposal redundancy to reduce environmental and operational risk; the annual contract cost is estimated at $26 million

In FY 2026-27, the Department will evaluate procurement strategies amid limited vendor capacity in an effort to stabilize chemical costs in the treatment of water and wastewater; chemical pricing increases as experienced in FY 2026-27 of $12.5 million will significantly impact annual operating budgets and rates; WASD must maintain regulatory compliance for drinking water and wastewater disinfection while supporting budget forecasting and procurement planning

The Department will develop and implement a strategy to meet federal Environmental Protection Agency (EPA) PFAS/PFOA drinking water standards by the EPA compliance deadline of 2029, including pilot testing and evaluation of treatment technologies; this effort protects public health, ensures regulatory compliance, and positions WASD for future treatment and infrastructure investments; the initiative directly impacts the capital budget and will have a significant impact on current and future rates

By Fiscal Year 2028-29, the Department will prepare and implement Spill Prevention, Inflow and Infiltration (I&I) Reduction, and Effluent Compliance Plans to meet FDEP Consent Order requirements; this initiative will ensure regulatory compliance, reduce environmental risk, and address specific drivers impacting wastewater system performance; this initiative will impact the operating budget and rates

In FY 2026-27, the Department will continue to seek funding alternatives to WASD revenues for sewer expansion, flood mitigation, and operational priorities; key sources are state grants and federal and state appropriations; funding is desired to provide environmental protection of surface and groundwater and to safeguard public health by supporting property owners in converting septic tank systems; this initiative supports the Mayor's High Impact Project, neighborhood focused septic to sewer conversions with aggressive efforts to partner with municipalities

Return to Table of Contents

APPENDIX X: Priority Initiatives and Capital Highlights

This table aligns selected departmental initiatives from the FY 2026-27 Budget to one of the Strategic Priorities.

FY 2026-27 Budget Priority Initiatives and Capital Highlights
Fiscal Responsibility and Efficiency
In FY 2026-27, the Department will implement targeted recruitment pipelines, leadership development initiatives, and structured knowledge transfer before key retirements; this effort is important to sustain operational capacity, safety, and service continuity; reduces vacancy delays; and maximize the utilization of current departmental human capital resources; efficiencies will be realized if strategies are successfully implemented
By December 2026, the Department will align reporting, risk oversight, and milestone reviews for capital infrastructure projects; this effort will enhance cost control, reduce delays, and improve delivery outcomes; additionally, it will maximize the effective use of existing departmental resources through strategic leadership planning; operational efficiencies will be realized if strategies are successfully implemented
In FY 2026-27, the Department will implement strategies to manage overtime through staffing optimization, improved scheduling, and operational efficiencies; this initiative will reduce operating costs while maintaining regulatory compliance, emergency response readiness, and service reliability

Return to Table of Contents

APPENDIX Y: FY 2026-27 PROPOSED FUNDING AVAILABLE FOR GRANTS TO COMMUNITY-BASED ORGANIZATIONS, EVENTS, AND INITIATIVES

Program Category	General Revenue Funding	Other Funding	TOTAL FUNDING
Legacy CBOs and Initiatives	$19,741,000		$19,741,000
Other CBOs, Events, and Initiatives	$11,038,490		$11,038,490
Animal Services CBOs	$1,300,000		$1,300,000
Parks, Recreation and Open Spaces CBOs and Events	$1,451,300		$1,451,300
Cultural Activities	$12,835,000		$12,835,000
Environmental Education		$625,000 *a*	$625,000
Library		$150,000 *b*	$150,000
Airport/Seaport Promotions		$715,500 *c*	$715,500
Total	**$46,365,790**	**$1,490,500**	**$47,856,290**

NOTES:

a Proprietary funding from the Environmental Resources Management ($430,000), Solid Waste Management ($100,000) and Water and Sewer departments ($95,000) for environmental education grant programs

b Library funding for not-for-profit grants ($150,000)

c Seaport promotional funding ($373,000) and Aviation promotional funding ($342,500) allocated to CBOs

This page intentionally left blank.

Return to Table of Contents

ACRONYMS, GLOSSARY AND INDEX

Return to Table of Contents

ACRONYMS

A&E	Architectural and Engineering
ACFR	Annual Comprehensive Financial Report
ACGME	Accreditation Council for Graduate Medical Education
AHAB	Affordable Housing Advisory Board
AHCA	Florida Agency for Healthcare Administration
AHCAC	African Heritage Cultural Arts Center
AHTFB	Affordable Housing Trust Fund Board
ADA	Americans with Disabilities Act
AIM	Actively Investing in Miami-Dade
ALF	Assisted Living Facility
ALS	Advanced Life Support
AO	Administrative Order
AOC	Administrative Office of the Courts
APP	Art in Public Places
ARFF	Aircraft Rescue and Firefighting Unit
ARPA	American Rescue Plan Act
ASB	Addiction Services Board
ASD	Animal Services Department
ATMS	Advanced Traffic Management System
ASPCA	American Society for the Prevention of Cruelty to Animals
AZA	Association of Zoos and Aquariums
BAT	Budgeting Analysis Tool
BBC GOB	Building Better Communities General Obligation Bond Program
BBN	Better Bus Network
BCC	Board of County Commissioners
BLE	Basic Law Enforcement
BOMA	Building Owners and Managers Association
BRT	Bus Rapid Transit
BWC	Body Worn Camera
CAD	Computer Aided Dispatch/Computer Aided Design
CALEA	Commission on Accreditation for Law Enforcement Agencies, Inc.
CAMA	Computer Aided Mass Appraisal
CAO	County Attorney's Office

ACRONYMS

CAPER	Consolidated Annual Performance Evaluation Report
CAPRA	Commission for Accreditation of Park and Recreation Agencies
CARES	Coronavirus Aid, Relief and Economic Security Act
CBA	Collective Bargaining Agreement
CBAT	Capital Budgeting Analysis Tool
CBE	Community Business Enterprise
CBO	Community-based Organization
CDBG	Community Development Block Grant
CDC	Centers for Disease Control and Prevention
CDMP	Comprehensive Development Master Plan
CDT	Convention Development Tax
CEMP	Comprehensive Emergency Management Plan
CERT	Community Emergency Response Team
CFA	Commission for Florida Law Enforcement Accreditation
CFAI	Commission on Fire Accreditation International
CFFP	Capital Fund Financing Program
CFP	Capital Funds Program
CIIP	Countywide Infrastructure Investment Program
CIO	Chief Information Officer
CIP	Capital Improvements Program
CIS	Customer Information System
CITD	Communications, Information and Technology Department
CITT	Citizens' Independent Transportation Trust
CJIS	Criminal Justice Information System
CMS	Claims Management System
CNG	Compressed Natural Gas
COCC	Clerk of the Court and Comptroller
CODI	Commission on Disability Issues
COE	Commission on Ethics and Public Trust
COOP	Continuity of Operations Plan
COPS	Community Oriented Policing Services
CPE	Continuing Professional Education
CPEP	Certified Public Expenditure Program

ACRONYMS

CPI	Consumer Price Index
CPP	Community Periodical Program
CRA	Community Redevelopment Agency
CRM	Customer Relationship Management
CRCT	Comprehensive Relational Criteria Tool
CRF	City Resilience Framework
CRIPA	Civil Rights of Institutionalized Person's Act
CRRSAA	Coronavirus Response and Relief Supplemental Appropriations Act
CSBE	Community Small Business Enterprise
CSBG	Community Service Block Grant
CSD	Community Services Department
CSLFRF	Coronavirus State and Local Fiscal Recovery Funds
CST	Communication Services Tax
CUA	Cultural Affairs
CUP	Consumptive Use Permit
CVAC	Coordinated Victims Assistance Center
CWP	Community Workforce Program
CY	Calendar Year
CZAB	Community Zoning Appeals Board
DAE	Disaster Assistance Employee
DARE	Drug Abuse Resistance Education
DBE	Disadvantaged Business Enterprise
DCA	Florida Department of Community Affairs
DDA	Downtown Development Authority
DEM	Department of Emergency Management
DERM	Department of Environmental Resources Management
DFR	Departmental Fund Reserve
DHS	Department of Homeland Security
DJJ	Department of Juvenile Justice
DNS	Domain Name Services
DOJ	U.S. Department of Justice
DOR	Florida Department of Revenue
DPP	Medicaid Direct Payment Program

ACRONYMS

DROP	Deferred Retirement Option Program
DSAIL	Disability Services and Independent Living
DSWM	Department of Solid Waste Management
DTA	Designated Target Area
DTPW	Department of Transportation and Public Works
DUI	Driving Under the Influence
DVOB	Domestic Violence Oversight Board
EAMS	Enterprise Asset Management System
EAP	Employee Assistance Program
ECD	Electronic Control Device
ECDP	Enhanced County and District Program
ECISMA	Everglades Cooperative Invasive Species Management Area
ECM	Enterprise Content Management
EDF	Economic Development Fund
EDMS	Electronic Document Management System
EECO	Education, Extension, Conservation and Outreach
EDP	Equitable Distribution Program
EEL	Environmentally Endangered Land
EEOC	U. S. Equal Employment Opportunity Commission (United States)
EIS	Expedited Intake System
EMAP	Emergency Management Accreditation Program
EO	Emergency Order
EOC	Emergency Operations Center
eOIR	Electronic Offense Incident Report
EOY	End of Year
EPA	Environmental Protection Agency
ERP	Enterprise Resource Planning System
ERU	Early Representation Unit
ESCO	Energy Service Company
ESG	Emergency Solutions Grant
EVIDS	Electronic Voter Identification System
EWA	Economy that Works for All
EZ	Enterprise Zone

Return to Table of Contents

ACRONYMS

FAA	Federal Aviation Administration
FBC	Florida Benchmarking Consortium
FBI	Federal Bureau of Investigation
FDEP	Florida Department of Environmental Protection
FDLE	Florida Department of Law Enforcement
FDOH	Florida Department of Health
FDOT	Florida Department of Transportation
FEMA	Federal Emergency Management Agency
FERT	Forensic Evidence Recovery Team
FIU	Florida International University
FORT	Foldout Rigid Temporary Shelter
FPL	Florida Power and Light
FRE	Fiscal Responsibility and Efficiency
FRPA	Florida Recreation and Park Association
FRS	Florida Retirement System
FTA	Federal Transit Administration
FTE	Full-Time Equivalent
FY	Fiscal Year
GAA	General Aviation Airports
GAAP	Generally Accepted Accounting Principles
GAL	Guardian Ad Litem Program
GASB	Government Accounting Standards Board
GFOA	Government Finance Officers Association
GGIF	General Government Improvement Fund
GIS	Geographic Information System
GMCVB	Greater Miami Convention and Visitors Bureau
GMSC	Greater Miami Service Corps
GOB	General Obligation Bond
GVI	Gun Violence Intervention Project
HCD	Housing and Community Development
HCM	Human Capital Management
HCV	Housing Choice Voucher
HEX	Homestead Exemption

ACRONYMS

HLD	High Level Disinfection
HHS	U. S. Department of Health and Human Services
HOME	Home Investment Partnerships Program
HQS	Housing Quality Standard
HSC	Health and Safe Community
HT	Homeless Trust
HVAC	Heating, Ventilation and Air Conditioning
HUD	U. S. Housing and Urban Development
HUD-VASH	HUD Veterans Affairs Supportive Housing
IAFC	International Association of Fire Chiefs
ICD	Internal Compliance Department
ICE	Immigration and Customs Enforcement
IC3	Integrated Command & Communications Center
ICMA	International City/County Management Association
III	Investment in Infrastructure
IN	Input Measure
InFORMS	Integrated Financial Resources Management System
IO	Implementing Order
ISFP	Integrated Strategic and Financial Plan
IT	Information Technology
ITB	Invitation to Bid
IVR	Interactive Voice Response
IWA	Imaging and Workflow Automation
JAC	Juvenile Assessment Center
JAG	Edward Byrne Memorial Justice Assistance Grant
JCA	Joseph Caleb Auditorium
JMH	Jackson Memorial Hospital
JMS	Jail Management System
LBT	Local Business Tax
LDB	Local Disadvantaged Business
LEAD	Literacy for Every Adult in Dade
LED	Light Emitting Diode
LEED	Leadership in Energy and Environmental Design

ACRONYMS

LETF	Law Enforcement Trust Fund
LERMS	Law Enforcement Records Management System
LIHEAP	Low-Income Home Energy Assistance Program
LIMS	Laboratory Information Management System
LMS	Local Mitigation Strategy
LOGT	Local Option Gas Tax
LPR	License Plate Reader
LRTP	Long Range Transportation Plan
LSOS	Logistically, Scientifically and Objectively Studied
LSS	Lean Six Sigma
MAAC	Miami Airline Affairs Committee
MAC	Municipal Advisory Committee
MCC	Miscellaneous Construction Contracts
MDAD	Miami-Dade Aviation Department
MDCA	Miami-Dade County Auditorium
MDCPS	Miami-Dade County Public Schools
MDCR	Miami-Dade Corrections and Rehabilitation
MDEAT	Miami-Dade Economic Advocacy Trust
MDFR	Miami-Dade Fire Rescue
MDPLS	Miami-Dade Public Library System
MDPSTI	Miami-Dade Public Safety Training Institute
MDRP	Miami-Dade Rescue Plan
MDSPD	Miami-Dade Schools Police Department
MDTV	Miami-Dade Television
ME	Medical Examiner
MHz	Megahertz
MIA	Miami International Airport
MIC	Miami Intermodal Center
MOE	Maintenance of Effort
MOU	Memorandum of Understanding
MOVES	Mobile Operations Victim Emergency Services
MWDC	Metro-West Detention Center
NACo	National Association of Counties

ACRONYMS

NAM	Natural Areas Management
NAME	National Association of Medical Examiners
NEAT	Neighborhood Enhancement Action Team
NRPA	National Recreation and Park Association
NSI	Neighborhood Safety Initiative
NSP	Neighborhood Stabilization Program
NSMB	Neat Streets Miami Board
NTSB	National Transportation Safety Board
OC	Outcome Measure
OCA	Office of the Commission Auditor
OIG	Office of Inspector General
OMB	Office of Management and Budget
OP	Output Measure
OPBA	Office of Policy and Budgetary Affairs
OSHA	Occupational Safety and Health Administration
OSMP	Open Space Master Plan
P3	Public-Private Partnership
PA	Property Appraiser
PAC	Performing Arts Center
PAMM	Perez Art Museum Miami
PAPC	Pet Adoption and Protection Center
PBV	Project Based Voucher
PCI	Payment Card Industry
PD&E	Project Development and Environment
PDO	Public Defender’s Office
PHAS	Public Housing Assessment System
PHT	Public Health Trust
PIC	Permitting and Inspection Center
PIO	Public Information Officer
PIOD	People and Internal Operations Department
PMO	Project Management Office
PPP	Presidential Preference Primary Election
PREA	Prison Rape Elimination Act

ACRONYMS

PROS	Parks, Recreation and Open Spaces
PRR	Public Records Request
PRT	Priority Response Team
PSA	Public Service Announcement
PSFFT	Professional Sports Franchise Facility Tax
PTDC	Pre-trial Detention Center
PTP	People's Transportation Plan
PVB	Project Based Voucher
QC	Quality Control
QNIP	Quality Neighborhood Improvement Program
QTI	Qualified Target Industry Program
RAAM	Right-of-Way Assets and Aesthetics Management
RAB	Residential Advisory Boards
RAD	Rental Assistance Demonstration
RDF	Rapid Deployment Force
RER	Regulatory and Economic Resources
RIF	Road Impact Fee
RFA	Requests for Applications
RFP	Request for Proposals
RFQ	Request for Qualifications
RFRO	Resourcing for Results Online
RHF	Replacement Housing Factor
RMS	Recreation Management System
ROW	Right-of-Way
RPO	Risk Protection Order
RRR	Risk Reduction and Resilience
RTCC	Real Time Crime Center
SAD	Special Assessment District
SAD	Strategic Analysis Division
SAO	State Attorney's Office
SBD	Small Business Development
SBE	Small Business Enterprise
SBR	Sequence Batch Reactor

ACRONYMS

SCADA	Supervisory Control and Data Acquisition
SCBA	Self-Contained Breathing Apparatus
SEMAP	Section Eight Management Assessment Program
SFCC	South Florida Cultural Consortium
SFPC	South Florida Park Coalition
SFRTA	South Florida Regional Transportation Authority
SFSPCA	South Florida Society for the Prevention of Cruelty to Animals
SHARP	Senior Housing Assistance Repair Program
SHIP	State Housing Initiatives Partnership Program
SLA	Service Level Agreement
SMART	Strategic Miami Area Rapid Transit
SMDCAC	South Miami-Dade Cultural Arts Center
SME	Subject Matter Expert
SO	Sheriff's Office
SOB	Special Obligation Bond
SOE	Supervisor of Elections
SPCC	Stephen P. Clark Center
SPD	Strategic Procurement Department
SRT	Special Response Team
STS	Special Transportation Services
TASC	Treatment Alternatives to Street Crime
TDS	Tourist Development Surtax
TDT	Tourist Development Tax
TEU	Twenty-foot Equivalent Unit
TGK	Turner Guilford Knight Correctional Center
TIF	Tax Increment Financing
TIID	Transportation Infrastructure Improvement District
TIP	Transportation Improvement Program
TJIF	Targeted Jobs Incentive Funds
TMS	Threat Management Section
TO	Table of Organization
TNVR	Trap, Neuter, Vaccinate and Release
TPO	Transportation Planning Organization

ACRONYMS

TRC	Trash and Recycling Center
TRIM	Truth in Millage
TRT	Technical Response Training, Miami-Dade Fire Rescue
TRT	Technical Rescue Training, Miami-Dade Fire Rescue
TSA	Transportation Security Administration
TTC	Training and Treatment Center
TUAs	Targeted Urban Areas
UAP	User Access Program
UASI	Urban Areas Security Initiative
UDB	Urban Development Boundary
UFAS	Uniform Federal Accessibility Standards
UMSA	Unincorporated Municipal Service Area
UPS	Uninterrupted Power Supply
USDA	United States Department of Agriculture
VAB	Value Adjustment Board
VBM	Vote by Mail
VCA	Voluntary Compliance Agreement
VOCA	Victim of Crimes Act
VOIP	Voice Over Internet Protocol
WASD	Water and Sewer Department
WCAC	Westchester Community Arts Center
WCSA	Waste Collection Service Area
WRAP	Water Recreation Access Plan
WUP	Water Use Permit

GLOSSARY

311 - An abbreviated telephone number (3-1-1) set aside by the Federal Communications Commission for quick access to non-emergency police and other governmental services

Accrual Basis - A method of accounting in which transactions are recognized when they occur, regardless of when cash is actually exchanged

Ad Valorem Taxes - Taxes paid on the assessed value of land, buildings, business inventory and equipment excluding allowable tax exemptions

Administrative Reimbursement - A payment made by proprietary departments to the General Fund to cover a department's share of the County's overhead support

Aleatory – An act or actions depending on an uncertain event or contingency

American Rescue Plan Act (ARPA) - (H.R. 1319) was accepted by Congress and signed by the President on March 11, 2021. The ARP provides $1.9 trillion in response to the COVID-19 pandemic which includes fiscal recovery funds for local governments through the Coronavirus State and Local Fiscal Recovery Funds (CSLFRF)

Americans with Disabilities Act (ADA) - A Federal act, signed into law on July 26, 1990, which addresses the problem of discrimination against individuals with disabilities in critical areas such as employment, housing, public accommodations, education, transportation, communication, recreation, institutionalization, health services, voting and access to public services and places

Annexation - The process by which an existing municipality incorporates additional territory into its jurisdictional boundary

Annual Comprehensive Financial Report (ACFR) - A detailed report containing financial statements and other required information, by which market analysts, investors, potential investors, creditors and others may assess the attractions of a government's securities compared to other governments or other investments

Appropriation - A specific amount of funds authorized for expenditure by the Board of County Commissioners (BCC) against which financial obligations and expenditures may be made

Aquifer - A permeable geological formation that carries and stores groundwater

Art in Public Places - Promotes collaboration and creative arts projects that improve the visual quality of public spaces

Arterial Roads - The main traffic corridors that are within the County; arterial roads are fed by collector roads which pick up the traffic from local roads that provide localized service within specific neighborhoods (also referred to as collector roads)

Artifactual - An inaccurate finding, deviation or alteration due to some form of systemic error

Ashfill - A specially constructed landfill to be used only for disposal of ash from waste-to-energy plants

Attrition - Savings attributed to the time it takes to hire positions vacated through resignation, reassignment, transfer, retirement or any other means other than layoffs

GLOSSARY

Balanced Budget - A budget in which revenues equal expenditures; in the public sector this is achieved when total receipts equal total outlays for a fiscal year

Bascule Bridge - A bridge spanning short distances that opens to let waterway traffic pass underneath

Base Budget - Cost of continuing the current level of service

Bed Tax - See Convention Development Tax (CDT), Professional Sports Franchise Facilities Tax (PSFFT) and Tourist Development Tax (TDT)

Bond - A written promise to pay a specified sum of money, called the face value or principal amount, at a specified date or dates in the future, called the maturity date(s), together with periodic interest at a specified rate; the County sells bonds as a means of borrowing revenue for costly projects and repays the debt to the lender over an extended period of time, similar to the manner in which a homeowner repays a mortgage; a bond differs from a note in two ways: a bond is issued for a longer period of time than a note and requires greater legal formality; bonds are primarily used to finance capital projects

Bond Funds or Proceeds - Money obtained from the sale of bonds, which may be used for the construction or renovation of capital facilities, acquisition of related equipment and other allowable uses

Bondholder - The person or entity having a true and legal ownership interest in a municipal bond; in the case of book-entry only bonds, the beneficial owner will often be treated as the bondholder under the bond contract, although for certain purposes the entity holding the global certificates representing the entire issue will retain the rights of the bondholder under the bond contract

Budget - A fiscal plan of programs, services and construction projects expected to be carried out, funded within available revenues and designated within a specific period, usually 12 months

Budget Amendment - A method by which an adopted expenditure authorization or limit is increased and could be authorized with a publication, a hearing or a re-certification of the budget which may increase or decrease appropriations within a fund but does not increase the fund's total budget; the BCC must approve the change by resolution

Budget Supplement – A budget amendment that requires an increase in overall expenditure authorization in a fund or subfund; the BCC must approve by ordinance, following a duly advertised public hearing

Budgetary Basis - This refers to the basis of accounting used to estimate financing sources and uses in the budget; budgetary basis takes one of three forms: generally accepted accounting principles (GAAP), cash or modified accrual

Budgeting Analysis Tool (BAT) – A budget planning and development application that serves as an all-in-one solution for forecasting, preparing, monitoring and reporting on departmental budgets

Building Better Communities General Obligation Bond Program (BBC GOB) - A general obligation bond program approved by Miami-Dade County in November of 2004 totaling $2.925 billion; the program funds capital improvements in the areas of sewers, flood control, healthcare, service outreach, housing, roads and bridges, public safety and courts facilities and parks, libraries and multicultural facilities (see definition of General Obligation Bond)

GLOSSARY

Building Envelope - The exterior surface of a building's construction which includes the walls, windows, floors and roof

Bulky Waste - Construction debris, large discarded items, appliances, furniture and trash; bulky waste does not include tires or solid waste

Business Tax - A tax imposed for the privilege of doing business in Miami-Dade County; any individual or home-based business providing merchandise, entertainment or service directly or indirectly to the public, must obtain a license to operate; formerly known as an occupational license

Capital Budget - A balanced fiscal plan for a specific period for governmental non-operating projects or purchases, such as construction projects, major equipment purchases, infrastructure improvement or debt service payments for these types of projects or purchases

Capital Budgeting Analysis Tool (CBAT) – A capital planning and development application that serves as an all-in-one solution for forecasting, preparing, monitoring and reporting on departmental capital budgets

Capital Costs - Capital costs are non-recurring expenditures that have a useful life of more than five years and have a total cost that exceeds $50,000 in total funding; capital costs include all manpower, implementation costs and capital outlay required to fully implement each project

Capital Funds Program (CFP) - A United States Department of Housing and Urban Development (U.S. HUD) formula grant program for public housing improvements and administrative expenditures; formerly known as the Comprehensive Grant Program (CGP)

Capital Improvement Local Option Gas Tax (CILOGT) - A tax levy of up to five cents on each gallon of motor fuel sold, which may be imposed by counties in accordance with Florida state law in one-cent increments, and which is shared with eligible cities in the County; CILOGT may be used only for transportation expenditures needed to meet the requirements of the capital improvements element of an adopted comprehensive plan; the tax in Miami-Dade County is three cents per gallon

Carryover - Appropriated funds that remain unspent at the end of a fiscal year and are allowed to be retained in the appropriating budget and expended in subsequent fiscal years for the purpose designated

Cell - A defined portion of a landfill footprint, which is developed and filled with waste to capacity and subsequently closed according to Federal, State and local regulations

Charter County Transit System Sales Surtax - A one-half percent surtax on countywide sales, use, rentals and other transactions (up to $5,000 on sales of tangible property) for transit and neighborhood transportation improvements (See People's Transportation Plan)

Children's Trust - An organization committed to funding programs that offer the highest possible quality services, with goals of implementing best practices and improving the lives of children and families in our community

GLOSSARY

Communications Services Tax (CST) - CST is imposed on each sale of communications services in Florida. Examples of communications services include, but are not limited to cable and satellite television, video and music streaming, telephone, including Voice-over Internet Protocol (VoIP) and mobile communications and similar services

Community-based Organizations (CBOs) - Not-for-profit organizations that provide services to targeted populations

Community Development Block Grant (CDBG) - A United States Housing and Urban Development (U.S. HUD) funding program established in 1974 to assist local governments in improving the quality of life in low- to moderate-income areas and other areas of metropolitan significance

Community Periodical Program (CPP) - A mandated program to place public information in various local community periodicals throughout the County to inform targeted communities of the activities of their local government

Community Redevelopment Agency (CRA) - A public entity created by a city or county to implement the community redevelopment activities outlined under the Community Redevelopment Act, which was enacted in 1969 (Chapter 163, Part III, Florida Statutes)

Community Services Block Grant (CSBG) - A program that provides annual grants on a formula basis to various types of grantees through the United States Department of Housing and Urban Development (U.S. HUD)

Community Service Center - Direct service centers managed by the Community ervices Department (CSD) and located in various areas throughout Miami-Dade County; centers provide services to economically disadvantaged families interested in achieving self-sufficiency

Community Small Business Enterprise Program/Small Business Enterprise (CSBE/SBE) - A comprehensive program that affords opportunities to small businesses to participate in the County's construction of public improvements and fosters growth in the economy of Miami-Dade County, by allowing small businesses a chance to gain the experience, knowledge and resources necessary to compete and survive, both in government and private construction contracting arenas

Community Workforce Program (CWP) - A program in which all capital construction contracts equal or greater than $250,000 and all work orders for public improvements located in Designated Target Areas (DTA) requires a review to determine the appropriateness of applying a local workforce goal requiring that a minimum of 10 percent of the persons performing the construction trades work be residents of DTAs however contractors performing work at the Airport and Seaport may hire residents of DTAs other than the DTA where the project is located

Comprehensive Development Master Plan (CDMP) - A plan that expresses the County's general objectives and policies addressing where and how development and conservation of land and natural resources will occur in the next 10 to 20 years and the integration of County services to accomplish these objectives

Concurrency - Growth management requirement that public infrastructure improvements necessitated by public or private development are in place at the same time as development

GLOSSARY

Constitutional Gas Tax - A tax levy (originating in the Florida Constitution) of two cents per gallon on most motor fuel sold in the state, which is returned to counties pursuant to a formula for the construction, reconstruction and maintenance of roadways (also known as Secondary Gas Tax)

Constitutional Officer - An elected official that administers a specific function of County Government and is directly accountable to the public for its proper operation; the duties, responsibilities and powers of this official is defined by the state constitution and laws; in the State of Florida, Constitutional Officers include: The Clerk of the Court and Comptroller, the Property Appraiser, the Sheriff, the Supervisor of Elections, and the Tax Collector

Consumer Price Index (CPI) - An index that measures the change in the cost of typical wage-earner purchases of goods and services expressed as a percentage of the cost of the same goods and services in some base period (also referred to as cost-of-living)

Contingency - A budgetary reserve amount established for emergencies or unforeseen expenditures not otherwise known at the time the budget is adopted

Convention Development Tax (CDT) - A three percent tax levied on transient lodging accommodations countywide (except in the Village of Bal Harbour and the Town of Surfside) dedicated to the development and operation of local, major exhibition halls, auditoriums, stadiums and convention-related facilities

Coronavirus Aid, Relief and Economic Security (CARES) Act - (H.R. 748) was signed into law on March 27, 2020 to respond to the COVID-19 public health emergency and resulting economic impacts on state and local governments, individuals, and businesses

Coronavirus Response and Relief Supplemental Appropriations Act, 2021 (CRRSAA) - was signed into law on Dec. 27, 2020. In total, the CRRSAA authorizes $81.88 billion in support for education, in addition to the $30.75 billion expeditiously provided last spring through the Coronavirus Aid, Recovery, and Economic Security (CARES) Act

Coronavirus State and Local Fiscal Recovery Funds (CSLFRF) - On March 11, 2021, the American Rescue Plan Act was signed into law by the President. Section 9901 of ARPA amended Title VI of the Social Security Act 17, which established the Coronavirus State Fiscal Recovery Fund to assist state and local governments

Countywide Infrastructure Investment Program (CIIP) – A multi-year capital program to address the County's commitment to investing in repairing, renovating and rehabilitating our aging infrastructure to ensure the continuation of services in the future

Debt Service - The amount of funds necessary to pay interest on outstanding bonds and the principal of maturing bonds according to a predetermined payment schedule

Deficit - An excess of current-year expenditures over current-year revenues

Depreciation - A decrease in value due to wear and tear, decay or decline in price; a lowering in estimation

Designated Fund Balance - A fund balance amount that is required to be identified as a reserve or fund balance for a certain purpose

Direct Costs - Costs that can be identified specifically with a particular sponsored project or institutional activity and which can be directly assigned to such activities relatively easily and with a high degree of accuracy

GLOSSARY

Dredging - The removal of soil which may include rock, clay, peat, sand, marl, sediment or other naturally occurring soil material from the surface of submerged or unsubmerged coastal or freshwater wetlands, tidal waters or submerged bay-bottom lands; dredging includes, but is not limited to, the removal of soils by use of clamshells, suction lines, draglines, dredger or backhoes

Early Head Start - A national program, founded in 1995, which provides comprehensive developmental services to children of low-income families, from birth to the age of three

Economic Development Fund (EDF) – BBC GOB funded projects which provide opportunities for infrastructure improvements to spur economic development and attract new businesses that create jobs in the community

Expedited Intake System (EIS) – Intake system that identifies efficiencies in the "file/no-file" decision process through the enhanced ability to obtain personal service of the notices to appear at all pre-file conferences

Efficacy – the ability to get a job done satisfactorily; the ability to produce a desired or intended result

Efficiency - Efficiency measures are normally a comparison between outputs and inputs including time (e.g. garbage tons collected per crew or cycle times such as personnel hours per crime solved, length of time to purchase specific products or services, etc.) and are often the cost of providing a unit of service (e.g. cost per household, houses built per $100,000, etc.)

e-Government - A government's use of technology as an enabling strategy to improve services to its citizens and businesses; access to government information and services can be provided when and where citizens choose and can include access via the Internet, voice response systems, interactive kiosks, social media and other emerging technologies

Enterprise Funds - Funds used to finance and account for the acquisition, operation and maintenance of facilities and services that are intended to be entirely or predominantly self-supporting through the collection of charges from external customers (such as the Seaport and the Water and Sewer Department)

Enterprise Resource Planning (ERP) - A single integrated financial system with general ledger, accounts receivable, accounts payable, purchasing, project billing, grants management, fixed assets, budget preparation, recruiting and time reporting modules; the ERP system utilizes a single database so information will be easily shared

Environmentally Endangered Lands Trust Fund (EEL) - Funds derived from an extraordinary property tax levy of three-fourths of one mill above the County's ten-mill cap for two years approved by the voters in 1990 for the purchase and preservation of environmentally sensitive lands

Equitable Distribution Program (EDP) - The process to streamline solicitations for continuing contracts by distributing architectural, engineering and landscape architecture professional services for construction projects up to $2 million or studies up to $200,000 in fees to eligible firms on a rotational basis

Expenditure - A decrease in financial resources for procurement of assets or the cost of goods and/or services received or delivered

Final Maturity Date - A date on which the principal amount of a note, draft, bond or other debt instrument becomes due and payable

GLOSSARY

Fiscal Year (FY) - A yearly accounting period, without regard to its relationship to a calendar year; the fiscal year for Miami-Dade County begins on October 1 and ends on September 30

Fixed Rate - An interest rate on a security that does not change for the remaining life of the security

Food and Beverage Tax for Homeless and Domestic Violence - A one percent tax levied Countywide on food and beverages sold by establishments with gross annual revenues exceeding $400,000 except in the City of Miami Beach, the Village of Bal Harbour and the Town of Surfside, excluding those in hotels and motels; eighty-five percent of the tax proceeds is dedicated for homeless programs and facility construction and fifteen percent is dedicated for domestic violence programs and facility construction and operation

Fringe (or Employee) Benefits - Contributions made by an employer to meet commitments or obligations for employees beyond base pay, including the employers' share of costs for Social Security, pension and medical and life insurance plans

Full-Time Equivalent Position (FTE) - A position converted to the decimal equivalent based on the annual number of hours in the work schedule in relation to 2,080 hours per year

Fund - A set of self-balancing accounts that are segregated for the purpose of carrying on specific activities or attaining certain objectives, as required by special regulations, restrictions or limitations

Fund Balance - The excess of assets and revenue over liabilities and expenditures of a fund

Funding Model - A method of allocating and distributing costs of an enterprise level function across the organization

Gainsharing - A system of rewarding groups of employees who work together to improve performance through use of labor, capital, materials and energy; in return for meeting established target performance levels, the employees receive shares of the resultant revenue or savings from performance gains, usually in the form of a cash bonus

Garbage - Any accumulation of animal, fruit/vegetable matter or any other matter, of any nature whatsoever, which is subject to decay, putrefaction and the generation of noxious or offensive gases/odors

General Fund - The government accounting fund supported by ad valorem (property) taxes, licenses and permits, service charges and other general revenues to provide Countywide and Unincorporated area operating services; also referred to as the Operating Fund

General Government Improvement fund (GGIF) - A fund comprised of appropriations provided for same-year selected or emergency construction projects, major equipment purchases and debt service payments for General Fund supported departments

General Obligation Bond (GOB) - A voter-approved debt pledging the unlimited taxing power of a governmental jurisdiction

Geographic Information System (GIS) - A computerized system capable of assembling, storing, manipulating, analyzing and displaying geographical referenced information; GIS allows the user to associate information with features on a map to create relationships

GLOSSARY

Government Finance Officers Association (GFOA) - The professional association of state/provincial and local finance officers in the United States and Canada since 1906

Governmental Accounting Standards Board (GASB) - Organized in 1984 by the Financial Accounting Foundation to establish standards of financial accounting and reporting for state and local governmental entities

Governmental Funds - A category of funds, which include general, special revenue, capital project and debt service; these funds account for short-term activities and are often compared to the budget

Home Investment Partnerships Program (HOME) - A United States Housing and Urban Development (U.S. HUD) formula grant program, established in 1990, for state and local governments to provide affordable housing through acquisition, rehabilitation and new construction

Homeownership Opportunities for People Everywhere (HOPE VI) - A U.S. HUD competitive grant program to establish homeownership of single-family properties through public, private and non-profit partnerships

Homestead Exemption (HEX) - A $50,000 property tax exemption applied to the assessed value of a home and granted to every United States citizen or legal resident that has legal or equitable title to real property in the State of Florida and who resides thereon and in good faith makes it their permanent home as of January 1 of each year

Housing Assistance Payment (HAP) - Federal subsidy for rental assistance provided by U.S. HUD for the Section 8 Housing Choice Voucher Program

Housing Quality Standard (HQS) - A set of acceptable conditions for interior living space, building exterior, heating and plumbing systems and general health and safety; before any rental assistance may be provided, the grantee, or another qualified entity acting on the grantee's behalf (but not the entity providing the housing), must physically inspect each Shelter Plus Care unit to ensure that it meets HQS

Impact Fee - A fee charged on new growth-related development to finance infrastructure capital improvements such as roads, parks, schools, fire and police facilities or capital purchases to serve the residents or users of such developments

Incorporation - The process by which a new city is formed as a legal entity

Indirect Cost - The allocation of overhead costs through an approved cost allocation plan in compliance with applicable federal guidelines

INFORMS - an Enterprise Resource Planning (ERP) system of Miami-Dade County

Infrastructure - Public support facilities such as roads, buildings and water and sewer lines

Input - Input measures normally track resources used by a department (e.g. funding, staff, equipment, etc.) or demand for department services

Integrated Strategic and Financial Plan (ISFP) - The collective content of a department's annual business plan and its budget

GLOSSARY

Interagency Transfer - A transfer of funds from one department to another

Interest Rate - A rate of interest charged for the use of money, usually expressed as an annual rate

Internal Service Funds - Funds that finance and account for the operations of County agencies which provide services to other County agencies, organizations or other governmental units on a cost-reimbursed basis such as the self-insurance fund

Intra-Agency/Intradepartmental Transfer – A transfer of funds either within the same department and/or within the same fund

Landing Fee - A charge paid by an airline to an airport company for the right to land at a particular airport used to pay for the maintenance or expansion of the airport's buildings, runways, aprons and taxiways

Law Enforcement Trust Fund (LETF) - Funds derived from law enforcement-related seizures of money and property with allowable uses determined by state and federal laws and regulations

Leachate - Stormwater that has percolated through solid waste

Leadership in Energy and Environmental Design (LEED) - A third party green building certification program, and the nationally accepted benchmark for the design and operation of high-performance green buildings and neighborhoods. LEED measures and enhances the design and sustainability of buildings based on a "triple bottom line" approach: economic prosperity, social responsibility and environmental stewardship

Lean Six Sigma – A method that seeks to improve the quality of manufacturing and business process by identifying and removing the root causes of errors, variations and waste by focusing on outputs that are critical to the customers

Light Emitting Diodes (LED) - A semiconductor device that emits visible light when an electric current passes through it; LED lights have a lower power requirement, higher intensity and longer life than incandescent and fluorescent illuminating devices

Line Item - The smallest expenditure detail in departmental budgets; the line item also is referred to as an "object," with numerical "object codes" used to identify expenditures in the accounting system; "objects" are further divided into "sub-objects"

Litter - Misplaced solid waste that is tossed or dumped or that is blown by wind and traffic or carried by water

Local Option Gas Tax (LOGT) - A tax levy of up to six cents on each gallon of motor and special fuels sold, which has been imposed by Miami-Dade County in accordance with state law and shared with the municipalities in the County; the LOGT may be utilized only for transportation expenditures including public transportation, roadway and traffic operations and maintenance; the tax for Miami-Dade County is six cents per gallon

Lot Clearing - The removal of solid waste by means of tractor mowing, chipping, trimming, weed eating, loading, hauling and light/heavy disposal

Medicolegal Investigators - Individuals trained and certified in the standards and practice of death scene investigation

GLOSSARY

Millage Rate - The rate used in calculating taxes based upon the value of property, expressed in mills; one mill equals $1.00 of tax for each $1,000 of property value; the millage rate is the total number of mills of tax assessed

Miscellaneous Construction Contracts (MCC) - A type of contract established to procure competitive, cost effective, quality construction services for miscellaneous and emergency construction projects up to $5 million through the creation of a pre-qualified pool of contractors as approved by the Board of County Commissioners

Modified Accrual Basis Accounting - A mixture of the cash and accrual basis; the modified accrual basis should be used for governmental funds; to be recognized as a revenue or expenditure, the actual receipt or disbursal of cash must occur soon enough after a transaction or event has occurred to have an impact on current expendable resources; revenues must be both measurable and available to pay for the current period's liabilities; revenues are considered available when collectible either during the current period or after the end of the current period but in time to pay year-end liabilities; expenditures are recognized when a transaction or event is expected to draw upon current expendable resources rather than future resources

Mom and Pop Small Business Grant Program - A grant program created to provide financial and technical assistance to qualified for-profit small businesses that are approved for funding

Multi-Year Capital Improvement Plan - A balanced fiscal plan for governmental capital projects that spans six fiscal years

Net Operating Revenue - Revenue from any regular source; revenue from sales is adjusted for discounts and returns when calculating operating revenue

Net Revenues (through bond transactions) - An amount of money available after subtracting from gross revenues such costs and expenses as may be provided for in the bond contract; costs and expenses most often deducted are operations and maintenance expenses

Ninth-Cent Gas Tax - A locally imposed one cent per gallon tax on motor and special fuel for expenses related to establishing, operating and maintaining a transportation system

Non-Departmental Expenditures – Expenditures that cannot be directly attributed to any specific department

Operating Budget - A balanced fiscal plan for providing governmental programs and services for a single year

Optionality – The value of additional optional investment opportunities available only after having made an initial investment

Outcome - Outcome measures focus on program results, effectiveness and service quality, assessing the impact of agency actions on customers, whether individual clients or whole communities (e.g. incidents of fire-related deaths, response time, the crime rate, percentage of residents rating service as good or excellent, percentage of streets that are clean and well-maintained, number of homeless)

Output - Output or workload measures, indicate the amount of work performed on the part of the department (e.g. applications processed, contracts reviewed, tons of garbage collected and potholes filled)

Parity Basis - Equivalence of a commodity price expressed in one currency to its price expressed in another; equality of purchasing power established by law between different kinds of money at a given ratio

GLOSSARY

Passenger Facility Charges (PFC) - A charge per enplaned passenger charged locally with Federal Aviation Administration (FAA) authorization for aviation-related capital improvement projects

People's Transportation Plan (PTP) - A plan of improvements to the Miami-Dade County transportation system which includes building rapid transit lines, expanding bus service, adding buses, improving traffic signalization, improving major and neighborhood roads and highways and funding to municipalities for road and transportation projects; the PTP is funded with proceeds of the one-half percent sales charter county transit system surtax which is overseen by the Citizen's Independent Transportation Trust (CITT) (See Charter County Transit System Sales Surtax)

Peace and Prosperity Plan - an annual plan to combat gun violence, including addressing at-risk youth, and provide opportunities for economic prosperity throughout Miami-Dade County through a strategy including programs to have immediate impact on high-risk youth, ongoing independent evaluation to ensure that the most effective efforts guide future investments, and leveraging outside resources to expand the impact of the funds received from the arena naming rights partnership, with a focus on economic development and community revitalization efforts

Performance Measurement - A means, usually quantitative, of assessing the efficiency and effectiveness of departmental work programs; these measures can be found within the various department narratives

Plat - A map showing planned or actual features of an area (streets, buildings, lots, etc.)

Professional Sports Franchise Facilities Tax (PSFFT) - A one percent tax on transient lodging accommodations levied countywide, except in the City of Miami Beach, the Town of Surfside and the Village of Bal Harbour, dedicated to the development of sports facilities utilized by professional sports franchises

Program Area - A broad function or area of responsibility of government, relating to basic community needs; program areas usually entail a number of organized sets of activities directed towards a general common purpose and may encompass the activities of a number of departments

Projection - An estimation of anticipated revenues, expenditures or other quantitative data for specific time periods, usually fiscal years

Property Taxes - See Ad Valorem Taxes

Proprietary Department - A department that pays for all or most of its cost of operations from user fees and generally receives little or no property tax support; commonly called "self-supporting" or "enterprise" department

Public Hospital Sales Surtax - A one-half percent surtax on countywide sales, use, rentals, admissions and other transactions (up to $5,000 on sales of tangible personal property) for the operation, maintenance and administration of Jackson Memorial Hospital (JMH); the surtax was approved by a special election held on September 3, 1991 and imposed by Ordinance 91-64 effective January 1, 1992; Chapter 212.055 Florida Statutes, which authorizes the surtax, requires a maintenance of effort contribution representing a fixed percentage (11.873 percent) of Countywide General Fund revenue and a millage equivalent; (also referred to as the JMH surtax or the health care sales surtax)

GLOSSARY

Public-private Partnership or P3 - A partnership between a government agency and the private sector in the delivery of goods or services to the public Qualified Target Industry Program (QTI) - A State-created program that encourages additional high value jobs through tax refunds; businesses which expand existing operations or relocate to the State, are entitled to a tax refund of up to $3,000 per job or $6,000 per job if the business is located in an enterprise zone; the County's contribution is 20 percent of the refund

Quality Neighborhoods Improvement Program (QNIP) - A program that addresses infrastructure needs in older, urban neighborhoods and high growth areas; primarily includes the construction of new sidewalks and repairs to existing sidewalks, including safe route to schools, local and major drainage improvements, road resurfacing and local park facility improvements

Rental Assistance Demonstration (RAD) - A program of the U.S. Department of Housing and Urban Development (HUD) that seeks to preserve affordable housing by converting a public housing property's HUD funding to either Section 8 project-based voucher (PBV) or Section 8 project-based rental assistance (PBRA). This conversion of funding allows public housing agencies to make needed repairs while ensuring permanent affordability for these units

Recidivism - Habitual or chronic relapse of criminal or antisocial offenses

Recyclable - Products or materials that can be collected, separated and processed to be used as raw materials in the manufacturing of new products

Refunding Bond - A bond issued to refund outstanding bonds, which are bonds that have been issued but have not yet matured or been otherwise redeemed

Replacement Housing Factor – Capital Fund Grants that are awarded to Public Housing Agencies that have removed units from inventory for the sole purpose of developing new public housing units

Resilience - A measure of the sustained ability of a community to utilize available resources to respond to, withstand and recover from adverse situations

Resource Recovery - A process in which waste is recovered through recycling, waste-to-energy or composting

Resourcing For Results Online - a web-based system used to submit and present budget information

Revenue - Funds received from external sources such as taxes, fees, charges for services, special assessments, grants and other funds collected and received by the County in order to support services provided to the public

Revenue Maximization - Processes, policies and procedures designed to identify, analyze, develop, implement and support initiatives that expand and enhance revenue sources, reduce operational and development costs and improve compliance with federal and state requirements

Revenue Mile - A mile in which a transit vehicle travels while in revenue service

Road Impact Fees (RIF) - Fees collected from new developments or builders of homes and businesses to offset the demands of new development on County infrastructure, specifically County roads

GLOSSARY

Rolled Back Millage Rate - The millage rate that, when applied to the tax roll for the new year, excluding the value of new construction and any dedicated increment value, would allow the taxing authority to raise the same amount of property tax revenue for the new budget as it estimates to receive in the current year

Ryan White HIV/AIDS Treatment Extension Act of 2009 - Federal legislation created to address the health care and support service needs of people living with HIV disease or AIDS, and their families, in the United States; this legislation was originally enacted in 1990 as the Ryan White Comprehensive AIDS Resources and Emergency (CARE) Act, as reauthorized in 1996, amended in 2000, reauthorized in 2006 and later in 2009

Scorecard – Graphical display of County department performance measures and associated targets

Secondary Gas Tax - See Constitutional Gas Tax

Security - A specific revenue source or asset of an issuer that is pledged for payment of debt service on a series of bonds, as well as the covenants or other legal provisions protecting the bondholders; credit enhancement is considered additional security for bonds

Sequence Batch Reactor (SBR) - A type of activated sludge process for the treatment of wastewater. SBR reactors treat wastewater such as sewage or output from anaerobic digesters or mechanical biological treatment facilities in batches. Oxygen is bubbled through the mixture of wastewater and activated sludge to reduce the organic matter (measured as biochemical oxygen demand and chemical oxygen demand). The treated effluent may be suitable for discharge to surface waters or possibly for use on land

Service Level - Services or products, which compromise actual or expected output of a given project or program; focus is on results, not measures of workload

Sonovoid Bridge - A fixed bridge with a partially hollow concrete deck

South Florida Regional Transportation Authority (SFRTA) - Established in June 2003 and tasked with the responsibilities to plan, maintain and operate a transit system and represents a re-designation of the Tri-County Rail Authority

Special Assessment Bonds - A bond issued to finance improvements in special assessment districts with debt service paid by assessments to district residents

Special Assessment District - A geographic area, designated by petition or vote of the residents of that area, in which a particular service is provided exclusively to residents of the area; a special property tax or a special assessment fee~~s~~ pays for these services (also known as a Special Taxing District)

Special Obligation Bond - A bond issued to finance improvements with debt service paid by designated revenues; the full faith and credit of a governmental jurisdiction are not pledged to repay the debt

Special Transportation Service (STS) - A service that provides transportation for persons with disabilities that do not have access or cannot use Metrobus, Metrorail or Metromover

Specificity – The quality or condition of being specific

GLOSSARY

State Housing Initiatives Partnership Program (SHIP) - A State of Florida housing incentive program providing local funding to implement and/or supplement the following programs: housing development, down payment assistance, housing acquisition and rehabilitation, homeownership assistance and homebuyers counseling and technical assistance

Stormwater - Surface water generated by a storm

Stormwater Utility Fee - A fee assessed on real property established and imposed to finance design, installation and maintenance of stormwater management systems

Subordinate Special Obligation Bond - A junior bond, secured by a limited revenue source or promise to pay, that is repayable only after the other debt (senior bond) with a higher claim has been satisfied

Surety Bond - An instrument that provides security against a default in payment; surety bonds are sometimes used in lieu of a cash deposit in a debt service reserve fund

Surplus - An excess of assets over the sum of all liabilities

Targeted Jobs Incentive Fund (TJIF) - An initiative of the Beacon Council and Miami-Dade County that encourages additional job creation and investment through tax refunds; businesses which expand existing operations or relocate to Miami-Dade County are entitled to a tax refund of $3,000 per job, or $4,500 per job if the business is located in a designated priority area; an alternative capital investment based TJIF award is awarded if the investment, excluding land value, exceeds $3 million and a minimum number of jobs are created

Targeted Urban Areas (TUA) - Areas which are traditionally the most under-served and underdeveloped neighborhoods in Miami-Dade County; TUA represent portions of Opa–Locka, Florida City, Homestead, Coconut Grove, South Miami, Richmond Heights, Perrine, Princeton, Goulds, Leisure City, Naranja, Little Haiti, Overtown, Model Cities, Brownsville, Liberty City, Carol City, North Miami, West Little River, 27th Avenue Corridor and 183rd Street Corridor

Tax Increment Financing (TIF) - A method used to publicly finance needed public improvements and enhanced infrastructure in a defined area with the revenue generated from the area; the purpose is for economic development, redevelopment infrastructure and other community improvement projects

Teen Court Program - A State of Florida Department of Juvenile Justice (DJJ) program created in 1996 and administered by the Miami-Dade Economic Advisory Trust (MDEAT) since 1999; the program provides for teenage student volunteers to decide sentences of juveniles who have admitted breaking the law and offers an opportunity for the juvenile offender to avoid having a delinquency record if all sanctions are honored

Timebox – A verb indicating the creation of a milestone within a larger project or initiative

Tipping Fee - A fee charged to customers for the right of disposing waste by the operators of waste management facilities

Toll Revenue Credits - A revenue from the Florida Department of Transportation (FDOT), primarily used for the operation and maintenance of state highways, which effective FY 1995-96, may be used as an in-kind local match for federal grant dollars; these credits, while able to leverage federal funds, have no real purchasing power

GLOSSARY

Tourist Development Surtax (TDS) - A two percent Food and Beverage Tax collected on the sale of food and beverages (alcoholic and non-alcoholic) by restaurants, coffee shops, snack bars, wet bars, night clubs, banquet halls, catering or room services and any other food and beverage facilities in or on the property of a hotel or motel; the Surtax is collected throughout Miami-Dade County, with the exception of facilities located in the cities of Surfside, Bal Harbour and Miami Beach and is distributed in full to the Greater Miami Convention and Visitors Bureau, less $100,000 to the Tourist Development Council

Tourist Development Tax (TDT) - A two percent tax collected on the rental amount from any person who rents, leases or lets for consideration any living quarter accommodations in a hotel, apartment hotel, motel, resort motel, apartment motel, rooming house, mobile home park, recreational vehicle park, single family dwelling, beach house, cottage, condominium or any other sleeping accommodations rented for a period of six months or less; the TDT is collected throughout Miami-Dade County, with the exception of the cities of Surfside, Bal Harbour and Miami Beach and is distributed to the Greater Miami Convention and Visitors Bureau (60 percent), the Department of Cultural Affairs (20 percent) and to the City of Miami for eligible uses (20 percent)

Transient Lodging (Tourist Tax or Bed Tax) - Charges levied on transient lodging accommodations these include CDT, PSFFT, TDT and TDS

Transit Corridor - A broad geographic band that follows a general directional flow of travel connecting major origins and destinations of trips and which may contain a number of streets, highways and transit routes

Trash - Any accumulation of paper, packing material, rags or wooden or paper boxes or containers, sweepings and all other accumulations of a nature other than garbage, which are usual to housekeeping and to the operation of commercial establishments

True-up - The methodology used to calculate an adjustment, either increase or decrease, made to a wholesale water or wastewater customer invoice from the previous fiscal year and carried forward in the upcoming fiscal year due to a difference between the actual audited cost and budgeted cost for the previous period

Trust Funds - Accounts designated such by law or the County which record receipts for spending on specified purposes; expenditures from trust funds do not require annual appropriations

Undesignated Fund Balance - Funds which are remaining from the prior fiscal year, which are available for appropriation and expenditure in the current fiscal year

Unincorporated Municipal Service Area (UMSA) - The area of Miami-Dade County which is not incorporated or within the boundaries of any municipality; the County has a full range of municipal powers and responsibilities with respect to the unincorporated area of the County, including the power to tax for such traditional municipal services as local police patrol and neighborhood parks; services are provided and taxes applied exclusively in the unincorporated area of the County; residents of municipalities receive similar services directly from their respective city governments

Urban Development Boundary (UDB) - A service line drawn by the County that separates urban service delivery areas from the rural areas; inside the UDB is the urban side and outside the UDB is the rural side; the area outside the UDB in South Miami-Dade County is designated agriculture on the land use map; by County code, once the UDB is moved, no new agriculture can be established on the new properties that are now inside the UDB

GLOSSARY

User Access Program (UAP) - A revenue source for supporting the procurement related activities of goods and services by deducting two percent from each vendor's invoice for goods and services utilized by County departments; the program also applies to other non-County agencies that have an agreement in place to access County established contracts; jurisdictions forward 1.5 percent of the proceeds collected from the 2 percent deduction and keep 0.5 percent

Utility Service Fee - A service fee imposed on water and sewer customers, pursuant to the Code of Miami-Dade County, to cover the cost of environmental services and regulations related to water and sewer services and groundwater quality

Waste disposal - Disposal of solid waste through landfill, incineration, composting or resource recovery

Waste transfer - Transfer of solid waste after collection or drop-off to a disposal or resource recovery facility or landfill

Wastewater - Used water and/or storm runoff that must be cleaned before being released back into the environment

Water reuse - Involves subjecting domestic wastewater, giving it a high degree of treatment and using the resulting high-quality reclaimed water for a new, beneficial purpose

Weatherize - An action of preparing a structure to withstand the natural elements

INDEX

A

Accounting, 19, 46, 50
  Accrual Basis Of, 50
Acronyms, 251-261
Administrative Office of the Courts (AOC), 34
Ad Valorem Taxes, 173-76
Advanced Traffic Management System (ATMS), 105, 158, 209
Aggregate Millage, 40, 49
Animal Services, 7, 9, 19, 34, 45, 59, 75, 111, 122, 142, 144, 149, 152, 166, 224
Aviation Department (MDAD), 22, 60, 88, 90-94, 178, 193, 197, 204, 209, 211-12, 215-16, 221, 224-25, 245

B

Beach Maintenance, 113, 155, 169
Beach Renourishment, 142
Board of County Commissioners (BCC), 8, 19, 30, 33, 37, 45, 47, 74, 78, 90, 109, 117, 224, 227, 241
Boot Camp, 152
Budget-In-Brief, 15
Budget Process, 51
Building Better Communities General Obligation Bond Program (BBC GOB), 39, 60, 139, 161, 228-29, 263
Business Planning, 36

C

Capital Budget, 7, 12, 17, 21-23, 25, 54, 60, 91, 245
Capital Expenditure Summary, 144-45
Capital Revenue Summary, 139-43
Citizens' Independent Transportation Trust (CITT), 103-04, 106, 113, 127, 272
Clerk of the Court and Comptroller, 9, 19, 30, 34, 44, 46, 74, 109, 118, 225, 266
Code Enforcement, 32, 114, 234
Commission on Ethics and Public Trust, 9, 19, 34, 45, 77, 115, 130
Communications, Information and Technology Department (CITD), 9, 19, 34, 42, 45, 77, 81, 115, 130, 142, 144-45, 147, 150, 153, 159, 162, 166, 225-26, 234, 238-40
Community-Based Organizations (CBOs), 20, 136, 235, 238, 247, 265
Community Services Department (CSD), 9, 19, 45, 62, 75, 111-12, 122, 144, 149, 152, 166, 225, 227
Compressed Natural Gas (CNG), 161, 212
Computer Aided Dispatch (CAD), 147-48, 154, 166, 214, 232
Convention Development Tax (CDT), 142, 263, 266
Cooperative Extension, 41, 113
Corrections and Rehabilitation Department (MDCR), 9, 19, 34, 45, 75, 112, 122, 144, 148, 150, 152, 165-66, 225, 227-28
Countywide Infrastructure Investment Program (CIIP), 148, 166, 224, 229, 238, 266
COVID-19, 262, 266

D

Debt Capacity, 173

E

Executive Summary, 22
Early Head Start, 166, 217, 267
Emergency Management, 9, 19, 34, 45, 76, 114, 129, 167, 205, 229-30
Environmental Resources Management (DERM), 9, 19, 34, 41-42, 45, 76, 80, 101, 114, 129, 140, 142, 144-45, 153, 159, 165, 167, 230-31, 239
Environmentally Endangered Lands (EEL), 159, 165, 267
Enterprise Resource Planning, 148-49, 267, 269

F

Financial Outlook, 62, 64, 84-85, 88, 97, 104
Financial Policies, 46-47
Fire Rescue Department (MDFR), 9, 19-20, 25, 34, 45, 58, 64, 75, 112, 123, 140, 144, 148, 150, 153, 166-67, 176, 217, 231-32
Fire Rescue District, 24-26, 32, 43, 50
Fit2Lead, 223
Funds
  Fiduciary, 39, 44
    Proprietary, 39, 42-45
Food and Beverage Tax, 169, 232, 268, 276 also see Tourist Taxes

G
Gantry Cranes, 96, 147, 241
Generally Accepted Accounting Principles (GAAP), 46, 50, 263
Government Finance Officers Association (GFOA), 4, 269
Governmental Accounting Standards Board (GASB), 46, 50, 174, 269
General Government Improvement Fund (GGIF), 45, 109, 111, 113-14, 116, 119, 121, 127-29, 133, 142, 165-66, 228, 236, 268

H
Head Start, 111, 149, 166, 193, 204, 206, 217, 220
Homeless Trust, 9, 19, 25, 32, 43, 113, 129, 151, 164, 173
Housing and Community Development (HCD), 9, 19, 34, 45, 75, 112, 123, 142, 144, 150, 153, 167, 169, 232

I
Inspector General, see Office of the Inspector General
Internal Compliance Department (ICD), 9, 19, 34, 45, 77, 81, 115, 131, 144, 149, 234, 239

J
Jackson Memorial Hospital, 43, 179, 272
Judicial Administration, 19, 45, 75, 112, 124, 144-45, 150, 154, 165, 228

L
Library District, 25-26, 40, 43, 45, 49-50, 62, 73, 83-84, 87
Local Requirements, 34

M
Measure, 24-26, 36-38, 47, 49, 62, 184, 232, 267, 269-73
Medical Examiner Department, 9, 19, 34, 45, 75, 112, 126, 144-45, 151, 154, 165, 236
Miami-Dade County Charter, 33
Miami-Dade County Code of Ordinances, 46
Miami-Dade Economic Advocacy Trust (MDEAT), 9, 19, 34, 45, 76, 110, 120, 236
Miami International Airport (MIA), 22, 34, 43, 88, 146
Millage Rates, 23-24, 39-40, 46-50, 52, 57-58, 63
Monitor, 36, 38, 51, 100
Mosquito Control, 34, 75, 113, 205, 208

O
Office of the Commission Auditor, 47, 51, 109
Office of Management and Budget (OMB), 9, 19, 34, 45, 51, 77, 81, 115, 132, 165, 227, 235
Office of the Inspector General (OIG), 9, 19, 34, 45, 77, 115, 131
Office of the Mayor, 9, 19, 25, 33, 37, 45-47, 51, 74, 78, 109, 117, 245
Operating Budget, 17-18, 23, 25, 40, 42, 46, 51, 54, 57, 60, 62, 109-16, 225, 244-45, 271
Outstanding Debt, 39, 50, 174-81

P
Parks, Recreation and Open Spaces (PROS), 9, 19, 41-42, 44-45, 59, 75, 80, 113, 126, 142, 144-45, 151, 155, 160, 165-66, 223, 237-38
People and Internal Operations Department (PIOD), 9, 19, 34, 45, 77, 81, 115, 132, 142, 144-45, 147, 150, 153, 162, 165-67, 238-39
People's Transportation Plan (PTP), 102, 139, 264, 272
Planning, (Strategic and Business), 33, 36, 37, 51, 90, 198, 231, 269
PortMiami, 34, 88, 94, 96, 97
Property Appraiser, 8, 9, 19, 25, 30-31, 34, 45, 52, 57, 66, 68, 72-74, 109, 118, 136, 142, 162-63, 165, 266
Property Taxes, 25, 34, 39, 52, 57-58, 72-73, 268, 272
Public Health Trust, 39, 43-44, 50, 75, 136, 149, 165-66, 176, 179
Public Service Tax, 69, 170, 176

R
Regulatory and Economic Resources (RER), 9, 19, 22, 34, 41, 45, 76, 81, 110, 121, 167, 232, 239-40
Resources Recovery Facility, 101, 160, 243
Results-Oriented Governing, 47, 184
Revenue Capacity, 172-73
Revenue Sharing, 31, 67, 70, 85-86, 134-35, 168, 171

S

Sales Tax, 18, 50, 56, 67-8, 70-1, 85-6, 103-04, 106, 134-35, 168, 171, 177
School Crossing Guard Program, 41
Seaport Department, 179-80
Secondary Gas Tax, 97, 143, 168, 266, 274
Sheriff's Office, 9, 25, 34, 41, 74, 79, 109, 119, 145, 162-65, 223, 114
Solid Waste Management (DSWM), 9, 19, 34, 43, 45, 50, 59, 75, 100, 113, 127, 145, 156, 160, 167, 239, 242, 247
Special Revenue Funds, 39, 43
Strategic Miami Area Rapid Transit (SMART) Plan, 158, 162
Strategic Procurement Department (SPD), 228
Supervisor of Elections (SOE), 8, 9, 19, 30, 33-4, 45, 74, 109, 119, 162-63,165

T

Table of Organization, 9, 11, 35
Tax Collector, 9, 25, 30, 33-4, 57, 85, 109, 119, 134, 140, 145, 163-64, 171
Tax Increment Financing (TIF), 49, 63, 76, 136, 138
Transient Lodging and Food and Beverage Taxes (also known as Tourist Taxes), 169
Transportation and Public Works (DTPW), 9, 19, 34, 41-3, 45, 50, 61, 75, 79, 102, 114, 128, 144-45, 149, 152, 158, 161, 167-68, 231, 239, 244
Transportation Infrastructure Improvement District (TIID), 25, 103, 105, 136
Trash and Recycling Centers (TRCs), 43, 100
Tourist Taxes, 60, 113, 126
Truth in Millage (TRIM), 48, 52
Two-Tier Federation, 30

V

Voted Debt, 24, 40

W

Waste Collection Fee, 59, 101
Water and Sewer Department, 22, 43, 59, 98, 180-81, 231, 247

Z

Zoo Miami, 41, 113, 152, 155, 238

HEALTHY AND SAFE COMMUNITIES

AN ECONOMY THAT WORKS FOR ALL

FISCAL RESPONSIBILITY AND EFFICIENCY

INVESTMENT IN INFRASTRUCTURE

RISK REDUCTION AND RESILIENCE

MIAMI-DADE 250 WE ARE America 1776-2026

MIAMI-DADE COUNTY

MIAMIDADE.GOV OR CALL 311